



Yara Pilbara Nitrates

2020 Annual Compliance Report

EPBC 2008/4546

Technical Ammonium Nitrate Plant

Document No:	650-200-ACR-YPN-0008
Validity	This report was issued for information on 5 th October 2020
Document Custodian	Environmental Superintendent
Document Approver	Plant Manager

Yara Pilbara

Postal Address

Locked Bag 5009
Karratha WA 6714
Australia

Visiting Address

Lot 564 and 3017 Village Road
Burrup WA 6714
Australia

Telephone

+61 8 9183 4100

Facsimile

+61 8 9185 6776

Registered Office:

Level 5, 182 St George Terrace
Perth WA 6000
Australia
Telephone: +61 8 9327 8100
Facsimile: +61 8 9327 8199



2020 Annual Compliance Report
EPBC 2008/4546
Technical Ammonium Nitrate Plant

05-10-2020 650-200-ACR-YPN-0008 Rev 0

Declaration of Accuracy

Yara Pilbara Nitrates Pty Ltd (YPN) is pleased to submit this Annual Compliance Report as per Condition 3 of the EPBC 2008/4546 Approval Decision (dated 14 September 2011) and Condition 3 of the directed variation (dated 12 September 2017) requiring reporting to 30 June to be submitted by 6 October each year.

In making this declaration, I am aware that sections 490 and 491 of the *Environment Protection and Biodiversity Conservation Act 1999* (Cth) (EPBC Act) make it an offence in certain circumstances to knowingly provide false or misleading information or documents. The offence is punishable on conviction by imprisonment or a fine, or both. I declare that all the information and documentation supporting this compliance report is true and correct in every particular. I am authorised to bind the approval holder to this declaration and that I have no knowledge of that authorisation being revoked at the time of making this declaration.

Signed

Full Name Chris Rijksen

Position Plant Manager

Organisation Yara Pilbara Nitrates Pty Ltd

ABN 33127391422

Date 6/10/2020

Yara Pilbara

Postal Address
Locked Bag 5009
Karratha WA 6714
Australia

Visiting Address
Lot 564 and 3017 Village Road
Burrup WA 6714
Australia

Telephone
+61 8 9183 4100
Facsimile
+61 8 9185 6776

Registered Office:
Level 5, 182 St George Terrace
Perth WA 6000
Australia
Telephone: +61 8 9327 8100
Facsimile: +61 8 9327 8199



TABLE OF CONTENTS

DECLARATION OF ACCURACY	2
1 INTRODUCTION.....	4
1.1 PURPOSE.....	4
1.2 PROJECT DETAILS.....	4
1.3 ACR PUBLIC AVAILABILITY.....	5
2 CURRENT STATUS	6
3 COMPLIANCE	7
3.1 STATEMENT OF COMPLIANCE	7
3.2 EPBC2008/4546 COMPLIANCE TABLE	8
3.3 DETAILS OF NON-COMPLIANCE	19
4 MANAGEMENT PLANS	20
5 NEW ENVIRONMENTAL RISKS	21
6 ATTACHMENTS.....	22
<i>Attachment 3a (1): Email from YPN to Department, dated 4 October 2019, regarding submission of 2019 EPBC ACR</i>	
<i>Attachment 3a (2): Screenshot from YPN website showing proof of publication for Air Quality Analysis Report (as per Condition 9A)</i>	
<i>Attachment 3b: Screenshot dated 10 September 2020 showing historical EPBC ACR's remain on YPN website (2014-2019)</i>	
<i>Attachment 4: YPN Discharge to MUBRL- Continuous and Weekly Sample Results</i>	
<i>Attachment 6a: Email Correspondence for Bird Deterrent Approval 25 June 2015</i>	
<i>Attachment 6b: Bird Deterrent Structures Photos September 2020 and Environmental Inspection Checklist</i>	
<i>Attachment 7c: YPN OEMP Approval Letter 15 September 2017</i>	
<i>Attachment 8a: National Heritage Place Access Form and Register 2020</i>	
<i>Attachment 9A(a): Published Air Quality Monitoring Reports 2020</i>	
<i>Attachment 9A(b): Site 7 Relocation Approval Letter and Map of relocation site</i>	
<i>Attachment 9B(a): Stack Testing Results 29th of May 2020 (Ektimo Quarterly Stack testing) and Nitric Acid Stack CEMS data</i>	
<i>Attachment 10A(a): Letter YPN to Department regarding Rock Art Monitoring, dated 2 July 2018</i>	
<i>Attachment- Site Photos</i>	



1 Introduction

1.1 Purpose

The purpose of this Annual Compliance Report (ACR) is to assess compliance with all conditions of the *Environment Protection and Biodiversity Conservation Act 1999* (EPBC Act) approval decision, issued 14 September 2011 for the Yara Pilbara Nitrates Pty Ltd (YPN) Technical Ammonium Nitrate (TAN) production facility (TAN Plant), located on Lot 3017 within the Burrup Strategic Industrial Area on the Burrup Peninsula, Western Australia (EPBC 2008/4546).

EPBC 2008/4546 Conditions have been varied by four (4) separate variations, issued in accordance with Section 143 of the EPBC Act:

- Variation to Conditions 8(d), 10 and 11, dated 18 December 2013;
- Variation to Condition 10(c)iv, dated 10 February 2014;
- Directed variation to Condition 3, 5, 6, 7, 8, 9, 10, 11, 12, 13 and 14 (delete), substitute with Conditions 3, 5, 6, 7, 8, 9, 10, 11, 12, 13 and 14 and add Conditions 3A, 7 A, 9A, 9B, 10A, 11 A and 11 B, dated 12 September 2017; and
- Variation to Condition 9 and 9A, dated 24 March 2020.

Condition 3(a) of the revised approval issued on 12 September 2017 states:

By 6 October each year, the person taking the action must:

- i. Publish a report on their website addressing compliance with each of the conditions of this approval (for the reporting period 1 July of the previous year to 30 June of the reporting year), including implementation of any management plans and monitoring programs as specified in the conditions including an analysis of monitoring data required under condition 9A and 10A that has been collected during the reporting period; and*
- ii. Provide documentary evidence providing proof of the date of publication to the Department.*

In accordance with revised Condition 3 this 2020 ACR addresses the 12-month period 1 July 2019 to 30 June 2020 and is to be published on YPN's website by 6 October 2020.

Preparation of the ACR has been guided by the Annual Compliance Report Guidelines (Commonwealth of Australia, 2014).

1.2 Project Details

The TAN Plant has a production capacity of 350,000 tonnes per annum (TPA) or 915 tonnes per day (TPD) of TAN. The TAN Plant comprises three major process units, each producing a separate product in the manufacturing process:

1. Nitric Acid plant to convert ammonia and atmospheric air into Nitric Acid (NA). The NA plant has a capacity of 760 TPD as 100% weight. The main feedstock, ammonia, shall be delivered from the adjacent ammonia plant.
2. Ammonium Nitrate (AN) Solution plant to convert ammonia and NA into AN solution. This AN wet section has a capacity of 965 TPD in balance with nitric acid production capacity.



3. TAN plant to convert AN solution into TAN prill (final product). This is a dry section for production of TAN prill (0.7 and 0.8 kg/m³ density) with a capacity of 915 TPD. Surplus AN solution shall be sold as liquid.

The TAN Plant also has storage, loading and transport facilities, including an incoming liquid ammonia pipeline, bulk and bagged TAN storage, bulk loading system, bagging unit and truck loading.

The project is adjacent to the Yara Pilbara Fertiliser plant operated by Yara Pilbara Fertilisers Pty Ltd (YPF), which is the source of the liquid ammonia.

1.3 ACR Public Availability

This 2020 ACR is to be placed on the YPN website for the life of the Project. At the time of publication this 2020 ACR is available at:

<https://www.yara.com.au/about-yara/about-yara-australia/pilbara/yara-pilbara-nitrates/>

A URL link to the uploaded report will be sent to the DAWE Compliance and Enforcement Branch through its post.approvals@environment.gov.au email address.



2 Current Status

During the reporting period the Nitric Acid plant operated between the 1st- 4th of July 2019, 19th- 20th of April 2020, 13th of May to the 10th of June 2020 and the 12th- 30th of June (end of the reporting period). The AN solution and Prill plant (U31/32) operated for a similar timeframe.

The TAN Plant was shut down for most of the reporting period due to works associated with the TAN Recovery Project. Operations restarted in April 2020.

YPN was issued a new Environmental Operating Licence on the 20th of April 2020 (Licence No. L9223/2019/1 issued under Part V). This new licence supersedes the consolidated licence L7997/2002/11 issued to YPF and YPN on the 29th of June 2018. Of relevance to EPBC 2008/4546 is the conditions regarding limits on emissions to air. Environmental monitoring and reporting occurred during the operational period of the TAN Plant.

As previously mentioned in the 2018 EPBC ACR, the 2018 Rock Art Monitoring Analysis Report (as per Condition 10A) is currently under review by DAWE (formerly DoEE), Compliance and Heritage Branch. Rock art monitoring was also undertaken in 2019 during this ACR's reporting period, and Yara is currently waiting for advice from DAWE regarding the required methodology before issuing the 2019 report. Publication of these reports will occur (to Yara website) once approval has been given.



3 Compliance

3.1 Statement of Compliance

The results of the assessment of compliance with EPBC 2008/4546 approval conditions are shown in Table 1.

A total of 15 conditions, comprising of 50 sub-conditions were assessed. The assessment found the following:

- 28 sub-conditions were found to be 'compliant';
- 22 sub-conditions were found to be 'not applicable'.

If a condition falls outside of the scope of the current reporting period (1st July 2019 to the 30th of June 2020) it is considered Not Applicable (N/A). A sub category is also provided in Table 1 to indicate status, i.e. "complete", "not required", "compliant", "in process" (when waiting for a response from the department), "historical non-compliance" or "N/A - refer below", when the condition is an objective.

As reported in the 2017 ACR Addendum YPN identified some gaps in evidence, specifically with reference to historic correspondence between YPN and various regulators that have been cited as evidence in previous ACRs. In these cases where YPN did not have the original or a copy of the evidence, but reference to the evidence has been previously made, the evidence was flagged as "not sighted". For this 2020 ACR, where relevant, reference is made to the 2017 ACR Addendum for these historical items and, if appropriate, noted as "complete" (i.e. Compliant - "complete").

In assessing compliance, the following definitions have been used:

Designations	Definition
Compliant	'Compliance' is achieved when all the requirements of a condition have been met, including the implementation of management plans or other measures required by those conditions.
Non-compliant	A designation of 'non-compliant' is given where the requirements of a condition or elements of a condition, including the implementation of management plans and other measures, have not been met.
Not applicable (N/A)	A designation of 'not applicable' is given where the requirements of a condition or elements of a condition fall outside of the scope of the current reporting period. For example, a condition which applies to an activity that has not yet commenced.



3.2 EPBC2008/4546 Compliance Table

Table 1 EPBC2008/4546 Compliance Table

Condition Number	Condition	Is the Project compliant with this condition?	Evidence / Comments
1	Within 30 days after the commencement of the action, the person taking the action must advise the Department in writing of the actual date of commencement.	N/A - "complete"	Refer to 2017 ACR, letter sent to SEWPaC on the 17 th of February 2013. YPN sought Department agreement that this condition can be considered 'complete' in 2018 EPBC ACR.
2	The person taking the action must maintain accurate records substantiating all activities associated with or relevant to the conditions of approval, including measures taken to implement the plan(s) and program(s) required by this approval, and make them available upon request to the Department. Such records may be subject to audit by the Department or an independent auditor in accordance with section 458 of the EPBC Act or used to verify compliance with the conditions of approval. Summaries of audits will be posted on the Department's website. The results of audits may also be publicised through the general media.	Compliant	Refer to all other items in this table. Refer to attachments provided. Further documentation is available upon request by DAWE.
3(a)	By 6 October each year, the person taking the action must: <ul style="list-style-type: none"> i. Publish a report on their website addressing compliance with each of the conditions of this approval (for the reporting period 1 July of the previous year to 30 June of the reporting year), including implementation of any management plans and monitoring programs as specified in the conditions, including an analysis of monitoring data required under Condition 9A and 10A that has been collected during the reporting period; and ii. Provide documentary evidence providing proof of the date of publication to the Department. 	Compliant - "in process"	The 2019 EPBC ACR was published on the YPN website on 4 th October 2019, with the Department notified on that date (Attachment 3a (1) and Attachment 3a (2)). The supporting Air Quality Analysis Report (as per Condition 9A) for the 2019 ACR was completed and published to the YPN website on the 4 th of October 2019 (Attachment 3a (2)). As mentioned in the 2019 EPBC ACR, the 2018 draft Rock Art Monitoring Analysis Report (as per Condition 10A) is under review by DAWE's Compliance and Heritage Branch. Rock art monitoring was also undertaken in 2019 (during this ACR's reporting period) between the 19 th and 23 rd of August 2019. Yara is currently waiting for advice from DAWE regarding the required methodology before issuing the 2019 report. Once the necessary advice has been provided by DAWE both reports will be published within 30 days on Yara Pilbara's webpage https://www.yara.com.au/about-yara/about-yara-australia/pilbara/yara-pilbara-nitrates/ As approval is pending YPN seeks Department agreement that this condition can be considered Compliant - "in process."
3(b)	Reports required under Condition 3a) must remain published for the life of the approval unless otherwise advised by the Minister in writing.	Compliant	All previous EPBC 2008/4546 ACR's are available on the YPN website: https://www.yara.com.au/about-yara/about-yara-australia/pilbara/yara-pilbara-nitrates/ (Attachment 3b).
3A	The person taking the action must advise the Department of a potential or actual non-compliance with these conditions in writing within 7 days of becoming aware of the potential or actual non-compliance.	Compliant	The Department was notified on the 24 th of February 2020 of a non-compliance with Condition 9A of EPBC Approval 2008/4546 (Attachment 3A). On Monday the 17 th of February it was determined that the Total Suspended Particles (TSP) sampling scheduled to be automatically undertaken on the 15 th of February did not occur. After further investigation it was determined that the air quality monitoring sites had suffered electrical damage as a direct result of Severe Tropical Cyclone Damien, which directly impacted YPN on Saturday the 8 th of February 2020. Sampling recommenced for all three sites on the 4 th of March 2020.
4	The person taking the action must ensure that wastewater from the facility meets the requirements set out in Statement 594 for discharges into the Multi User Brine Return Line (MUBRL).	Compliant	Please note Statement 594 applies to its proponent, Water Corporation, and addresses multiple users in the Burrup area (not only YPN). YPN discharges wastewater to its neighboring facility YPF. YPF's Environmental Operating Licence (L9224/2019/1 issued under Environmental Protection Act 1986 (EP Act) Part V) reflects the discharge requirements for Statement 594. During the reporting period (1 st July 2019 to the 30 th June 2020) there was no licence limit exceedance for discharge to the MUBRL.



			Attachment 4 shows laboratory analysis results and continuous data for YPN's discharge during the reporting period.
5	To ensure the protection of listed threatened species and listed migratory species, the person taking the action must only apply larvicide or adulticide within or outside the project area (as shown in Attachment 1) that is an Approved Class 11 insecticide, unless agreed to in writing by the Minister.	Compliant	No mosquito larvicide or adulticide has been applied within the TAN Plant site during the reporting period (confirmed 11 th September 2020 with Site Services).
6	To ensure the protection of listed threatened species and listed migratory species, the person taking the action must:	N/A - refer below	Condition objective, sub-conditions refer below.
6(a)	Employ such structures and apparatus as are necessary and agreed by the Western Australian Government to deter birds from entering the contaminated water pond, clean water pond, and sewage wastewater treatment station evaporation pond, as per Statement 870.	Compliant	DPaW (now DBCA) confirmed the bird deterrence systems used on site is acceptable on the 25 th June 2015 (Attachment 6a). Bird deterrent wires have been installed over contaminated water ponds, clean water ponds, and sewage wastewater treatment evaporation pond (refer to Attachment 6b).
6(b)	Ensure these structures and apparatus are in place prior to commissioning and are maintained for the life of the approval.	Compliant	All ponds during the reporting period had bird deterrent wires in place at approximate 5m spacings as per configuration agreed with DBCA. It was noted however during a recent inspection (September 2020) that the wires over Pond 6 had deteriorated, which is likely due to its proximity to the cooling water tower. . A request has been made to replace the bird wire at Pond 6. Refer to Attachment 6b for current photos of deterrents (September 2020) and Environmental Inspection Checklist (Question 12).
7	To ensure the protection of the listed threatened species; listed migratory species and the values of the Dampier Archipelago (including Burrup Peninsula) National Heritage Place, the person taking the action must submit to the Department the management plans mentioned below:	N/A - refer below	Condition objective, sub-conditions refer below.
7(a)	Construction Environmental Management Plan (CEMP), which must be submitted to the Department at least two (2) months prior to construction and must include, but not be limited to, management measures for the following: <ul style="list-style-type: none"> • Air Quality and Dust; • Water Quality; • Erosion Control and Storm Water; • Waste; • Traffic; and • Blasting (if required). 	N/A - "complete"	Refer to the 2017 ACR Addendum, CEMP sent to SEWPaC on the 22 September 2012 and approved on 22 November 2012. YPN sought Department agreement that this condition can be considered 'complete' in 2018 EPBC ACR.
7(b)	Operational Environmental Management Plan (OEMP), must be submitted to the Department at least two (2) months prior to operation and must include, but not be limited to, management measures for the following: <ul style="list-style-type: none"> • Erosion Control and Storm Water; • Water Quality; • Air Quality and Dust; • Waste; • Traffic; and • Blasting (if required). 	N/A - "complete"	As reported in the 2017 ACR Addendum the revised Operational Environmental Management Plan (650-200-PLN-YPN-0001) (OEMP) and revised Emergency Response Management Plan were submitted to the Department for review in December 2016 (approximately 9 months prior to operations commencing – refer to Condition 7[c]). An amended Operational Environmental Management Plan (OEMP) (including Hazardous Materials Management Plan and Aboriginal Heritage Management Plan prepared to address relevant parts of Condition 7[d]) was submitted to the Department for review and approval on 14 September 2017, approval of the OEMP was received on 15 September 2017. YPN sought Department agreement in 2018 EPBC ACR that this condition can be considered 'complete' as current and future plan revisions are addressed under Conditions 12 and 13.



7(c)	Operations must not commence unless the OEMP is approved by the Minister.	N/A - "complete"	<p>The OEMP was approved on 15 September 2017 with operations commencing the same day (Attachment 7c).</p> <p>YPN seeks Department agreement that this condition can be considered 'complete'.</p>
7(d)	<p>Additional management plans covering both construction and operations, must be submitted to the Department at least two (2) months prior to construction, including:</p> <ul style="list-style-type: none"> • Aboriginal Heritage Management Plan; • Hazardous Materials Management Plan; and • Emergency Response Management Plan. 	N/A - "complete"	<p>Refer to 2017 ACR Addendum confirmed the approval status of the original Aboriginal Heritage Management Plan (AHMP), approved by SEWPaC on 24 October 2012.</p> <p>The OEMP update included updates to the AHMP and Hazardous Materials Management Plan (HMMP).</p> <p>Emergency response is the subject of a separate plan (YPN code 250-500-PLN-000-0003). The original Emergency Response Management Plan (ERMP) was approved in 2012. A revised plan was submitted to the Department in December 2016, with the OEMP (refer to Condition 7[b]).</p> <p>YPN sought Department agreement in 2018 EPBC ACR that this condition can be considered 'complete' as current and future plan revisions are addressed under Conditions 12 and 13.</p>
7(e)	Once approved by the Minister, all plans required under Condition 7 must be implemented.	Compliant	<p>Refer to Condition 7(b) and 7(d) regarding plan approval and conditions.</p> <p>All plans referred to in Condition 7 were assessed for implementation status for this audit.</p> <p>Due to the fact that YPN's OEMP is currently under review an independent audit (as per section 12.1.1. of the OEMP) was not completed during the reporting period. An independent audit will occur once the OEMP is finalised. An internal audit was conducted for the reporting period and the following was found:</p> <p>1 commitment was identified as non-conformant within YPN's OEMP.</p> <ul style="list-style-type: none"> • Hazardous materials which are non-stock items received in the warehouse are not checked against Yara Pilbara's system. <p>As the majority of actions were assessed as conformant, the OEMP is assessed as satisfactorily implemented. Actions have been raised to correct the non-conformance.</p> <p>Recently the Emergency Management Plan (EMP) (previously known as the Emergency Response Management Plan 250-500-PLN-000-0003) was updated. On the 8th of May 2020 the revised EMP was submitted to DAWE. At the time of submission all actions within the EMP were assessed as conformant. As such the EMP (previously ERMP) is assessed as satisfactorily implemented.</p>
7A	The management plans required under Conditions 7 and 11A must not contain management actions that are inconsistent with these approval conditions or the National Heritage management principles.	Compliant	<p>Refer to Conditions 7 and 11A. Review of the plans by the Department and subsequent approval of plans by the Minister implies consistency with approval conditions and National Heritage (NH) management principles. Furthermore, this assessment has not readily identified any management plan actions that are inconsistent with the seven principles, summarised below for reference.</p> <ol style="list-style-type: none"> 1. Identify, protect, conserve, present and transmit, to all generations, NH values. 2. Use best available knowledge, skills and standards; include ongoing technical and community input to decisions and actions that may have a significant impact on their NH values. 3. Respect all heritage values and seek to integrate government responsibilities. 4. Ensure that NH place use and presentation is consistent with the conservation of their NH values. 5. Make timely and appropriate provisions for community involvement, especially by people who: a) have a particular interest in, or associations with, the place; and b) may be affected by the management of the place. 6. Active participation of Indigenous people in identification, assessment and management is integral to the effective protection of Indigenous heritage values. 7. Provide for regular monitoring, review and reporting on the conservation of NH values.



8	To protect the values of the Dampier Archipelago (including Burrup Peninsula) National Heritage Place, particularly the rock art sites, the person taking the action must ensure that:	N/A - refer below	Condition objective, sub-conditions refer below.
8(a)	There is no unauthorised access by employees or contractors of the person taking the action to the Dampier Archipelago (including Burrup Peninsula) National Heritage Place outside of the project area (shown in Attachment 1) while those employees or contractors are undertaking work duties.	Compliant	YPN maintains a system to authorise access (for monitoring) including access forms and a register (Attachment 8a). No signs of unauthorised access have been observed in the National Heritage (NH) area around the site. No incidents regarding unauthorised access have been identified.
8(b)	Chain mesh fencing of at least 2.5 metres in height is installed around the perimeter of the project site prior to construction.	Compliant	Chain mesh fencing of at least 2.5 metres in height is installed around the perimeter of the project site. The fence was installed prior to construction and is checked twice daily by security. Refer to Attachment-Site Photos.
8(c)	Signs of at least 1m ² in size are attached to fencing at the entrance to the project site and at no less than 50 metre intervals along the fence. These signs must clearly indicate the requirements of Condition 8(a).	Compliant	The required signage is attached to fencing at the entrance to the project site. Due to the 2.5 m high security fencing completely surrounding the rest of the project site, fully restricting access to the National Heritage area, the existing signage at the entrance in combination with the high security fence is sufficient and together are measures which effectively 'go beyond compliance' with respect to the intention of this condition. Consequently, YPN asserts it is compliant with this requirement. YPN seeks agreement from the Department regarding this assertion and, if necessary to avoid future doubt, will request the condition be amended accordingly (i.e. to signage at entrance only, in combination with the high security fence on the perimeter of the remainder of the project site). Refer to Attachment- Site Photos.
8(d)	The relevant supervisor of the person taking the action must record the names of all those required to access areas containing rock art sites inside the Dampier Archipelago (including Burrup Peninsula) National Heritage Place boundary and is able to provide these records if asked to do so by the Department.	Compliant	Refer to Condition 8(a) - YPN maintains a NH register, which records the names of all those required to access areas containing rock art sites inside the NH area.
8(e)	Any impact the action has on the heritage values of the Dampier Archipelago (including Burrup Peninsula) National Heritage Place must be reported to the Department in writing within 72 hours. Impacts may include (but will not necessarily be limited to) any impacts caused by construction activity; vandalism perpetrated by personnel involved in plant construction or operations; spillage of potentially corrosive materials into the Dampier Archipelago (including Burrup Peninsula) National Heritage Place; impacts from blasting activity.	Compliant	No impact on heritage values has been identified in the audit period.
9	To protect the National Heritage Place, particularly the rock art sites, the person taking the action must undertake an air quality monitoring program. The air quality monitoring program must:	N/A - refer below	Condition objective, sub-conditions refer below.
9(a)	Undertake air quality monitoring at three (3) sites as shown in Attachment 2. These sites being sites previously selected, designed, fenced off and used in the original Western Australian Department of Environment and Conservation (WA DEC)/CSIRO air quality monitoring program. <ul style="list-style-type: none"> • Site 5 - Burrup Road site; • Site 6 - Water tanks site; and • Site 7 – Hearson Cove Road site. 	N/A - "complete"	As described in the 2017 ACR Addendum, YPN carried out this (baseline) air quality monitoring program at the indicated off-site locations. However, construction commenced in February 2013 and monitoring commenced in late Q3/early Q4 2013, which was assessed as a non-compliance. With the non-compliance being historic (related to timing, linked to commencement of construction), this timing element of the requirement could not be remedied. The program was otherwise implemented and completed as required by the Condition. Continuation of the air quality monitoring program after the completion of the baseline program required by this Condition is addressed by Condition 9A, below.



	<p>The air quality monitoring must be undertaken for a period of not less than 24 months beginning from the <u>commencement of construction</u>. The results of this monitoring will be used to establish <u>baseline data</u> on levels of:</p> <ul style="list-style-type: none"> • Ammonia (NH₃); • Nitrogen Oxides (NO_x); • Sulphur Oxides (SO_x); and • Total suspended particulates (TSP), including dust at those rock art sites. 		As the baseline program has been completed and continuing monitoring is addressed by Condition 9A, YPN sought the agreement of the Department in the 2018 EPBC ACR that this condition can now be considered 'complete'.
9(b)	Ensure that the monitoring of air quality at rock art sites is undertaken by a suitably qualified person (Air Quality).	N/A - "complete"	<p>As described in the 2017 ACR Addendum, the review of the ambient air quality monitoring program and preparation of the baseline monitoring report was undertaken by Dr Peter Forster, Strategen- JBS&G (formerly known as Strategen Environmental Consultants Pty Ltd) air quality specialist. Peter has over 25 years' experience in air quality assessments, including monitoring of gaseous, semi-volatile and particulate pollutants.</p> <p>Refer to Condition 9(a) above – this condition could be considered 'complete', on the agreement of the Department.</p>
9(c)	Ensure air quality readings during the twenty four (24) months of baseline monitoring are taken at least four (4) times in every 12 months.	N/A - "complete"	<p>As described in the 2017 ACR Addendum:</p> <ul style="list-style-type: none"> • NH₃, NO₂ and SO₂ samples were collected for >24 months and at least once in each quarter for each year. • Dust deposition samples were collected for >24 months and at least once in each quarter for each year. • TSP samples were collected for >24 months and at least once in each quarter for each year, from the Water Tanks site only. • A baseline TSP data set was developed from TAN plant boundary monitoring of PM10 for application to all three sites. Those data were collected for >24 months and at least once in each quarter for each year. <p>Refer to Condition 9(a) above – this condition could be considered 'complete', on the agreement of the Department.</p>
9A	To protect the values of the Dampier Archipelago (including Burrup Peninsula) National Heritage Place, particularly the rock art sites, the person taking the action must ensure:	N/A - refer below	Condition objective, sub-conditions refer below.
9A(a)	Ongoing air quality monitoring is undertaken within 30 days after this condition comes into effect (the date the relevant variation to conditions notice is signed), and until expiry of the approval.	Compliant	Air quality monitoring has continued at sites 5, 6 and 7, with the first monitoring after Condition 9A came into effect (on 12 September 2017) commencing on 14 September 2017. Air Quality monitoring reports are available on the YPN website: https://www.yara.com.au/about-yara/about-yara-australia/pilbara/yara-pilbara-nitrates/ and a screenshot of the website can be seen within Attachment 9A(a).
9A(b)	Air quality monitoring parameters are monitored at the rock art sites: Site 5 (Burrup Road), Site 6 (Water tanks site) and Site 7 (Hearson Cove Road site) as shown in Attachment 2.	Compliant	<p>This Condition is consistent with the previous, baseline, monitoring locations. Air quality monitoring has continued at sites 5, 6 and 7 as required (refer to the YPN website as provided in Condition 9A[a]).</p> <p>On the 24th of March 2020 approval was granted to relocated Site 7 (Deep Gorge) to accommodate the development of a board walk at the heritage site Ngajarli (formerly known as Deep Gorge) by Murujuga Aboriginal Corporation (MAC). The approval letter, new conditions and the location of Site 7 can be seen within Attachment 9A(b). On the 8th of April 2020 Site 7- Deep Gorge was relocated to Site 7- Hearson Cove Road site. From this date onward reported results are from this location.</p>



9A(c)	<p>Monitoring of air quality at rock art sites is undertaken by a suitably qualified person (Air Quality).</p> <p>The air quality monitoring parameters in the table below must be monitored at the frequencies indicated in the table below.</p> <table border="1" data-bbox="314 447 1133 957"> <thead> <tr> <th>Element of air quality to be monitored</th> <th>Specific air quality parameter to be sampled</th> <th>Minimum frequency of monitoring</th> </tr> </thead> <tbody> <tr> <td rowspan="3">Ambient air concentration of gases</td> <td>NH₃ (ammonia)</td> <td rowspan="3">Continuous monitoring for at least 14 consecutive days, every month</td> </tr> <tr> <td>NO₂ (nitrogen oxide)</td> </tr> <tr> <td>SO₂ (sulphur oxide)</td> </tr> <tr> <td>Airborne particulate concentration</td> <td>Total suspended particulates up to 50 µm (TSP)</td> <td>Every 6 days</td> </tr> <tr> <td rowspan="2">Deposited dust</td> <td>Total dust deposition per month (Insoluble Fraction)</td> <td rowspan="2">Quarterly</td> </tr> <tr> <td>Total dust deposition per month (Soluble Fraction)</td> </tr> </tbody> </table>	Element of air quality to be monitored	Specific air quality parameter to be sampled	Minimum frequency of monitoring	Ambient air concentration of gases	NH ₃ (ammonia)	Continuous monitoring for at least 14 consecutive days, every month	NO ₂ (nitrogen oxide)	SO ₂ (sulphur oxide)	Airborne particulate concentration	Total suspended particulates up to 50 µm (TSP)	Every 6 days	Deposited dust	Total dust deposition per month (Insoluble Fraction)	Quarterly	Total dust deposition per month (Soluble Fraction)	Compliant	<p>Refer to Condition 9(b), the continuing ambient air quality monitoring program continues to be overseen by Strategen-JBS&G (formerly Strategen Environmental Consultants Pty Ltd), with the support of YPN Environmental personnel.</p> <p>Within the audit period, ambient air concentrations of NH₃, NO₂ and SO₂ have been monitored continuously from the 1st of July 2019 (Radiellos deployed) to the 30th June 2020 (refer to reports on Yara website as provided in Condition 9A[a] for data which has been received to date). Due to Severe Tropical Cyclone Damien seven days (6th to the 13th of February) were missed for continuous ambient air monitoring. Radiellos were deployed on the 30th of January 2020 and were brought in after seven days (6th of February) due to the incoming cyclone. Once the cyclone had passed and it was safe to return to site new Radiellos were deployed (13th of February). As this event was outside of YPN's control and monitoring was performed before (15th to the 30th of January) and after (13th to the 27th of February) the condition is deemed to have been met.</p> <p>Within the audit period, TSP monitoring occurred every six days from the 2nd July 2019 to the 26th June 2020 (refer to reports on Yara website as provided in Condition 9A[a]). During this time frame TSP sampling scheduled to be automatically undertaken on the 4th of January 2020 did not occur. This was due to a technical issue within the programming of the EcoTech MicroVol1100 which prevented the MicroVol1100 from sampling once the year 2020 commenced. Once the issue was identified advice from the vendor was sought and the technical issue resolved. TSP sampling recommenced for all three sites on the 10th of January 2020. As this event was outside of Yara's controls and monitoring was performed immediately after issue was resolved the condition is deemed to have been met.</p> <p>On Monday the 17th of February it was determined that the TSP sampling scheduled to be automatically undertaken on the 15th of February did not occur. After further investigation it was determined that the air quality monitoring sites had suffered electrical damage as a direct result of Severe Tropical Cyclone Damien, which directly impacted YPN on Saturday the 8th of February 2020. This non-compliance was reported to the regulator on the 24th of February 2020. Sampling recommenced for all three sites on the 4th of March 2020. As this event was outside of Yara's control and monitoring was recommenced once power was restored to the monitoring sites the condition is deemed to have been met.</p> <p>Within the audit period, collection of dust deposition (insoluble and soluble fractions) data occurred every month from the 1st of July 2019 to the 30th of June 2020 (refer to reports on Yara website as provided in Condition 9A[a]). This is more than what is required within the condition and as such it is deemed that the condition has been met.</p> <p>Refer to condition 9 A(a) for link to website for published results. Please note the correct names for NO₂ and SO₂ are nitrogen dioxide and sulphur dioxide, respectively; i.e. 'oxide' is a typographical error within the approval document.</p>
Element of air quality to be monitored	Specific air quality parameter to be sampled	Minimum frequency of monitoring																
Ambient air concentration of gases	NH ₃ (ammonia)	Continuous monitoring for at least 14 consecutive days, every month																
	NO ₂ (nitrogen oxide)																	
	SO ₂ (sulphur oxide)																	
Airborne particulate concentration	Total suspended particulates up to 50 µm (TSP)	Every 6 days																
Deposited dust	Total dust deposition per month (Insoluble Fraction)	Quarterly																
	Total dust deposition per month (Soluble Fraction)																	
9B	To protect the values of the Dampier Archipelago (including Burrup Peninsula) National Heritage Place, particularly the rock art sites:	N/A - refer below	Condition objective, sub-conditions refer below.															
9B(a)	Emissions of air pollutants during operations must not exceed the limits described in a Licence under Part V of the <i>Environmental Protection Act 1986</i> issued by the Western Australian Government.	Compliant	<p>YPN was issued a new Environmental Operating Licence on the 20th of April 2020 (Licence No. L9223/2019/1 issued under Part V). This new licence supersedes the consolidated licence L7997/2002/11 issued to YPF and YPN on the 29th of June 2018. During the reporting period (1st July 2019 to 30th June 2020) TAN was only operational for intermittent time periods. This was due to a planned shutdown for the TAN Repair Project.</p> <p>The Licence stipulates quarterly (Common Stack) and continuous (Nitric Acid Stack (CEMS)) monitoring. This includes (point source) discharge air quality limits (i.e. no ambient air quality limits), as follows:</p> <ul style="list-style-type: none"> • Common stack: 															



			<ul style="list-style-type: none"> ○ PM – 15 mg/m³ ○ NH₃ at – 10 mg/m³ • Nitric Acid plant stack: <ul style="list-style-type: none"> ○ NO_x (as NO₂) – 103 mg/m³ ○ NH₃ – 0.75 mg/m³ ○ N₂O – 196 mg/m³ • Nitric Acid plant stack during start-up (2 hour maximum period): <ul style="list-style-type: none"> ○ NO_x (as NO₂) – 1,540 mg/m³ ○ NH₃ – 11.5 mg/m³ <p>There were no exceedances of the licence limits during the reporting period, refer to Attachment 9B(a).</p>
9B(b)	If a reporting requirement is triggered for air emissions in the conditions of the Licence issued by the Western Australian Government under Part V of the <i>Environmental Protection Act 1986</i> , the person taking the action must also report to the Department in writing within the same timeframe as reporting is required to be provided to the Western Australian Government.	Compliant	Refer to Condition 9B(a) – no reporting requirement for air emissions in the Licence was triggered during the audit period.
10	To protect the values of the Dampier Archipelago (including Burrup Peninsula) National Heritage Place, particularly the rock art sites, the person taking the action must participate in monitoring the rock art by:	N/A - refer below	Condition objective, sub-conditions refer below.
10(a)	Contributing a pro-rata amount annually (in line with that currently utilised by the Western Australian Department of Water and Environmental Regulation, but not exceeding \$15,000/year) for a period of not less than two (2) years from the beginning of construction to the Burrup Rock Art Monitoring Program, which is an independent scientific program of monitoring, to detect any changes in patination, including any discolouration, of the surface of the rock art or the surrounding rock surface.	N/A - "complete"	<p>As discussed in the 2017 ACR Addendum, both the Burrup Rock Art Technical Working Group (BRATWG) and the DWER-managed rock art monitoring program were not active during the previous reporting period and as such, YPN were not able to financially contribute through BRATWG to the DWER-managed rock art monitoring program. Previously YPN had financially contributed, with the first payment being made in 2011. The WA Burrup Rock Art Monitoring Program expired in June 2016.</p> <p>Also, as discussed in the 2017 ACR Addendum, following monitoring in 2015 and 2016, a report was published by DWER on the BRATWG website in September 2017.</p> <p>As:</p> <ul style="list-style-type: none"> • the timing element of the condition ('for a period of not less than two [2] years from the beginning of construction' i.e. the minimum date for completion of this condition was 13 February 2015); and • due to the inclusion of Condition 10A, which addresses ongoing - current and future - rock art monitoring. <p>YPN sought the agreement of the Department in the 2018 EPBC ACR that this condition can now be considered in effect no longer applicable and does not require further assessment.</p>
10(b)	Revoked – on-going rock art monitoring is now in Condition 10A.	N/A	Not applicable.
10(c)	In addition to the above Condition 10(a) requirements, the person taking the action must provide for additional monitoring of rock art sites in a manner that is consistent with the Burrup Rock Art Monitoring Program. The monitoring of additional rock art sites must meet the following requirements:	N/A - "complete"	<p>Refer to sub-condition 10(c)(iv) and new Condition 10A below. Sub-condition 10(c)(iv) timing is framed from the date of commencement of construction, with the monitoring to occur for at least two years until 13 June 2016. Condition 10A requires ongoing annual monitoring with the first event completed by 31 December 2017.</p> <p>As:</p> <ul style="list-style-type: none"> • previous ACRs have reported on the status of this condition; • the timeframe for completion of sub-condition 10(c)(iv); and



			<ul style="list-style-type: none"> the capacity of Condition 10A to address ongoing -current and future – monitoring. <p>YPN sought the agreement of the Department in the 2018 EPBC ACR that this condition be considered in effect no longer applicable and does not require further ongoing assessment.</p>
10(c)(i)	Engage a heritage monitor or other suitably qualified person (Heritage) to survey rock art sites within a two (2) kilometre radius of the project site, to provide advice on any changes to the appearance, or cultural value, of rock art sites within the examined area.	N/A - "complete"	Refer to Condition 10(c) above – this condition could be considered no longer applicable, on the agreement of the Department.
10(c)(ii)	The monitoring must be undertaken in a manner that is consistent with and complementary to the monitoring of rock art sites undertaken through the Burrup Rock Art Monitoring Program. If agreed by Department of Water and Environmental Regulation the monitoring of additional rock art sites may be integrated with the Burrup Rock Art Monitoring Program, with the person taking the action providing full contribution to the Department of Water and Environmental Regulation for the additional site monitoring.	N/A - "complete"	Refer to Condition 10(c) above – this condition could be considered no longer applicable, on the agreement of the Department.
10(c)(iii)	Prior to undertaking Condition 10(c) monitoring, provide the Department with written endorsement from a heritage monitor or other suitably qualified person (Heritage) on the suitability of the rock art monitoring proposed under Condition 10(c).	N/A - "complete"	Refer to Condition 10(c) above – this condition could be considered no longer applicable, on the agreement of the Department.
10(c)(iv)	Undertake the Condition 10(c) rock art monitoring at least once annually, where the first rock art monitoring event must be undertaken within 16 months of the commencement of construction, for a period of not less than two (2) years.	N/A - "complete"	Refer to Condition 10(c) above – this condition could be considered no longer applicable, on the agreement of the Department.
10(c)(v)	At least once annually, engage with the Murujuga Aboriginal Corporation in the planning and reporting associated with the annual survey of rock art sites required under Condition 10(c).	N/A - "complete"	Refer to Condition 10(c) above – this condition could be considered no longer applicable, on the agreement of the Department.
10(d)	Revoked – publishing of baseline rock art monitoring is now in Condition 14.	N/A	Not applicable.
10A	To protect the values of the Dampier Archipelago (including Burrup Peninsula) National Heritage Place, particularly the rock art sites, the person taking the action must ensure that on-going rock art monitoring is undertaken to identify any changes to the appearance, or cultural value, of rock art sites, as per the requirements below:	N/A - refer below	Condition objective, sub-conditions refer below.
10A(a)	On-going rock art monitoring must be undertaken at the same 6 sites as monitored under Condition 10 (or other sites if agreed to in writing by the Minister).	Compliant	Rock art monitoring has continued at the same six sites as monitored under Condition 10, refer to Attachment 10A(a).
10A(b)	The first on-going rock art monitoring event must be complete by no later than 31 December 2017. Subsequent rock art monitoring must be undertaken annually (undertaken between 15 July and 15 September) for the life of the approval.	Compliant	<p>The first on-going rock art monitoring event was completed by the 2nd December 2017 (as referenced in previous EPBC ACR).</p> <p>The 2019 rock art monitoring was performed between the 19th and 23rd of August 2019.</p> <p>As previously mentioned in the 2019 EPBC ACR Yara is currently waiting for advice from DAWE regarding the required methodology before issuing the rock art reports.</p> <p>Once advice has been given the reports will be published on Yara Pilbara's webpage: https://www.yara.com.au/about-yara/about-yara-australia/pilbara/yara-pilbara-nitrates/.</p>
10A(c)	On-going rock art monitoring must be undertaken by a suitably qualified person (Heritage).	Compliant	Rock art monitoring is being led by Warren Fish, who is a Masters Degree-qualified archaeologist and an ex-Registrar of Aboriginal Sites with the WA Government, with well over a decade of experience in Indigenous heritage. Mr Fish is supported by Dr Ian MacLeod, who is a highly respected international academic and scientist, specialising in heritage conservation. Dr MacLeod has been instrumental in the various rock art conservation and monitoring campaigns conducted on the Burrup. The Department confirmed on 21 December 2017 that it was satisfied Mr Fish and Dr MacLeod have suitable



			qualifications and experience to undertake the monitoring under this Condition 10A (Attachment 10A(a)).
10A(d)	On-going rock art monitoring must be undertaken either: <ul style="list-style-type: none"> i. by the person taking the action, using a methodology approved by the Minister in writing; or ii. through provision of an annual pro-rata amount for the Burrup Rock Art Monitoring Program or another program administered by the Western Australian Government Department of Water and Environmental Regulation. 	Compliant	The methodology used in 2019 was approved by the Minister on the 21 st of December 2017 (Attachment 10A(a)). In June 2020 Yara Pilbara Nitrates provided funding to the Department of Water and Environmental Regulation (DWER) Murujuga Rock Art Monitoring Program. Going forward (2020 onwards) YPN will happily provide an annual pro-rata amount towards the independent Murujuga Rock Art Monitoring Program.
10A(e)	At least once annually, the person taking the action must engage with the Murujuga Aboriginal Corporation in the planning and reporting associated with the on-going annual rock art monitoring.	Compliant	In the period July 2019 to June 2020, YPN continued to work closely with Murujuga Aboriginal Corporation (MAC). Due to COVID-19-related health concerns in the Aboriginal community, the level of direct community engagement has been limited in comparison with past years. Specific activities included: <ul style="list-style-type: none"> • A third consecutive year of rock art monitoring in partnership with MAC, including a briefing on findings to date, program design, and future research opportunities; • Support for and participation in the MAC Annual Strategic Meeting; • Participating in the Murujuga Rock Art Stakeholder Reference Group (MAC CEO is co-chair); • Funding MAC for an initiative to provide medical supplies and food to the local Aboriginal community in response to COVID-19 challenges; YPN continues to hold regular (more than once per week) face-to-face discussions with the MAC CEO, staff and members regarding any issues or concerns, and provides updates, advice and support. YPN's Manager Government & External Relations has had over 200 email communications with MAC in this period. Regular informal engagement in the community, particularly in Roebourne, also ensures that YPN connects with members of MAC's five traditional Aboriginal language groups: the Ngarluma, the Mardudhunera, the Yaburara, the Yindjibarndi, and the Wong-Goo-Tt-Oo.
11	To protect the Dampier Archipelago (including Burrup Peninsula) National Heritage Place the person taking the action must ensure that there is no measurable impact from air pollutants to any rock art sites within 2km of the boundary of the action, at any time during the life of the approval. This includes measurable changes in patination, including but not limited to: discolouration of the surface of the rock art motif or the surrounding rock surface including patina; or changes that make the rock art site more difficult to interpret (for example a decrease in definition).	Compliant	YPN has not been notified of any evidence of any measurable impact from air pollutants to any rock art sites within 2 km of the project site.
11A	If the Minister is not satisfied that the outcome described in Condition 11 is being met, the Minister may request (in writing) that the person taking the action submit a Rock Art Impact Mitigation Review (RAIMR) to the Department for approval by the Minister.	N/A	The Minister has not made any request to YPN with respect to this condition.
11A(a)	The RAIMR must: <ul style="list-style-type: none"> i. Be prepared by a suitably qualified person (Heritage) in consultation with a suitably qualified Person (Air Quality); ii. Be submitted within a timeframe specified by the Minister. iii. Include an analysis of the cause or causes of the detected change in the rock art surface; 	N/A	Refer to Condition 11A above.



	<ul style="list-style-type: none"> iv. Include a review of operations, including changes to operations to reduce the impact of air emissions on rock art; and v. Include mitigation and management measures to protect rock art sites within 2km of the boundary of the action from further impacts, to meet the requirements of Condition 11. 		
11A(b)	If the Minister approves the RAIMR required under this condition, then the approved RAIMR must be implemented.	N/A	Refer to Condition 11A above.
12	If the person taking the action wishes to carry out any activity otherwise than in accordance with the management plan(s) and or monitoring program(s) as specified in the conditions, the person taking the action must submit to the Department for the Minister's written approval a revised version of that management plan(s) and or monitoring program(s). The varied activity shall not commence until the Minister has approved the varied management plan(s) and or monitoring program(s) in writing. The Minister will not approve a varied management plan(s) and or monitoring program(s) unless the revised management plan(s) and or monitoring program(s) would result in an equivalent or improved environmental outcome over time. If the Minister approves the revised management plan(s), and or monitoring program(s) that management plan(s) and or monitoring program(s) must be implemented in place of the management plan(s) and or monitoring program(s) originally approved.	Compliant	<p>As discussed in Condition 7(b) a revised ERMP was submitted to the Department for review in December 2016, with the OEMP (refer to Condition 7[b]). Minor updates to the ERMP were made in December 2016, a few days after the original submission, and in January 2017. This new Condition 12 came into effect in September 2017, after the minor updates were made. To ensure YPN continues to remain compliant with this new condition, the amended EMP was submitted to the Department for the Minister's approval on 20 September 2018 (Rev 21).</p> <p>On the 8th of May 2020 the Emergency Management Plan (EMP) (previously known as the Emergency Response Management Plan (250-500-PLN-000-0003)) was updated and submitted to DAWE. Minor changes were requested to be made (July 2020) prior to the Minister's approval being given. It has also been suggested by the Department that once approval has been given that Yara should request to vary the Condition of Approval so that administrative changes such as those that have occurred between the most recent version (Rev 24 and Rev 25) can occur without seeking the Minister's approval.</p>
13	If the Federal Minister believes that it is necessary or convenient for the better protection of National Heritage Place, listed threatened species and communities and listed migratory species to do so, the Minister may request that the person taking the action make specified revisions to the management plan(s), monitoring program(s) specified in the conditions and submit the revised management plan(s), monitoring program(s) for the Minister's written approval. The person taking the action must comply with any such request. The revised approved management plan(s), monitoring program(s), must be implemented. Unless the Minister has approved the revised management plan(s), monitoring program(s), then the person taking the action must continue to implement the management plan(s), monitoring program(s) originally approved, as specified in the conditions.	N/A	The Minister has made no request during the reporting period.
14	<p>Unless otherwise agreed to in writing by the Minister, the person taking the action must publish on their website, for the life of the approval:</p> <ul style="list-style-type: none"> a) Management plans required under Conditions 7 and 11A, within 1 month of being approved. b) A revised version of any management plans required under Conditions 7 and 11A, within 1 month of being approved under Condition 12 or 13. c) All baseline air quality data collected under Condition 9, by 31 October 2017. d) All ongoing air quality monitoring data required under Condition 9A, within 3 months of collection of each datum. e) All baseline rock art data or reports relating to Condition 10, within 30 days of any data or reports on being provided to the person taking the action. f) All rock art monitoring data or reports relating to on-going rock art monitoring required under Condition 10A, within 30 days of the data or reports being provided to the person taking the action 	Compliant	<p>YPN publishes all management plan(s) and monitoring program(s) on the website, https://www.yara.com.au/about-yara/about-yara-australia/pilbara/yara-pilbara-nitrates/ as follows:</p> <p>Please note that it could be interpreted that to comply with both sub-conditions 14(a) and 14(b) the original management plans <i>and</i> any revised versions are to stay on the website for the life of the approval. To avoid confusion YPN has interpreted that the revised approved versions replace the originals, which can be removed from the website.</p> <ul style="list-style-type: none"> a) Condition 7 plans include the CEMP, OEMP, AHMP, HMMP and ERP; Condition 11A refers to the RAIMR. As discussed in Condition 7 above, the OEMP has incorporated the AHMP and HMMP. All plans are available on the YPN website. b) NA c) The Baseline Air Quality Monitoring Report is available on the YPN website. d) All ongoing quality monitoring data are available on the YPN website. Each report was posted within 30-60 days of the data becoming available to YPN. e) All baseline rock art monitoring reports are available on the YPN website. As discussed in the 2017 ACR Addendum, following monitoring in August of both 2015 and 2016 a report was published by



			<p>DWER on the BRATWG website in September 2017. This report was also published on the YPN website.</p> <p>f) As previously mentioned in the 2018 EPBC ACR, the 2018 Rock Art Monitoring Analysis Report (as per Condition 10A) is currently under review by DAWE (formerly DoEE), Compliance and Heritage Branch. Rock art monitoring was also undertaken in 2019 during this ACR's reporting period. Yara is currently waiting for advice from DAWE regarding the required methodology before issuing the 2019 report. Once the necessary advice has been provided by DAWE both reports will be published within 30 days on Yara Pilbara's webpage.</p>
15	If, at any time after 2 years from the date of this approval, the person taking the action has not substantially commenced the action, then the person taking the action must not substantially commence the action without the written agreement of the Minister.	N/A - "complete"	<p>The TAN Plant substantially commenced in 2012, within 2 years of the date of approval.</p> <p>YPN sought Department agreement in 2018 EPBC ACR that this condition can be considered 'complete'.</p>



3.3 Details of Non-Compliance

No non-compliances were identified in the audit period (1st July 2019 to 30th June 2020.)



4 Management Plans

During the reporting period the following management plans were implemented:

- Operational Environmental Management Plan (OEMP) including management measures for:
 - Erosion Control and Storm Water;
 - Water Quality;
 - Air Quality and Dust;
 - Waste; and
 - Traffic.
- Aboriginal Heritage Management Plan (incorporated into OEMP);
- Hazardous Materials Management Plan (incorporated into OEMP); and
- Emergency Management Plan:

On 15 September 2017 the OEMP was approved by the DAWE (formerly DoEE). The OEMP is currently being revised and will be provided to the DAWE for approval once complete.



5 New Environmental Risks

No new environmental risks that were not contemplated in the Project referral and assessment process have been identified in the audit period.



6 Attachments

The following documents are attached to this 2019 ACR as evidence of compliance:

- Attachment 3a (1): Email from YPN to Department, dated 4 October 2019, regarding submission of 2019 EPBC ACR
- Attachment 3a (2): Screenshots from YPN website showing proof of publication for 2018/19 Air Quality Analysis Report (as per Condition 9A) and 2019 EPBC Annual Environmental Compliance Report
- Attachment 3b: Screenshot dated 10 September 2020 showing historical EPBC ACR's remain on YPN website (2014-2019)
- Attachment 3A: Email from YPN to Department, dated 24th of February 2020, regarding a potential non-compliance with Condition 9A
- Attachment 4: YPN Discharge to MUBRL- Continuous and Weekly Sample Results
- Attachment 6a: Email Correspondence for Bird Deterrent Approval 25 June 2015
- Attachment 6b: Bird Deterrent Structures Photos September 2020 and Environmental Inspection Checklist
- Attachment 7c: YPN OEMP Approval Letter 15 September 2017
- Attachment 8a: National Heritage Place Access Form and Register 2020
- Attachment 9A(a): Published Air Quality Monitoring Reports 2020
- Attachment 9A(b): Site 7 Relocation Approval Letter and Map of relocation site
- Attachment 9B(a): Stack Testing Results 29th of May 2020 (Ektimo Quarterly Stack testing) and Nitric Acid Stack CEMS data
- Attachment 10A(a): Letter from YPN to Department regarding Rock Art Monitoring, dated 2 July 2018
- Attachment- Site Photos



2020 Annual Compliance Report
EPBC 2008/4546
Technical Ammonium Nitrate Plant

05-10-2020 600-200-ACR-YPN-0008 Rev 0

Attachment 3a (1): Email from YPN to Department, dated 4 October 2019, regarding submission of 2019 EPBC ACR

Nicole Ivory

From: Carly Mott
Sent: Friday, 4 October 2019 10:48 AM
To: post.approvals@environment.gov.au
Cc: Ty Hibberd; YP_Environment; Cara Price
Subject: Yara Pilbara Nitrates Transmittal 0219 - EPBC2008/4546 2019 Annual Compliance Report
Attachments: Transmittal 0219.pdf; 650-200-ACR-YPN-0007.pdf; Proof of Publication.pdf; 650-200-REP-SEC-0006.pdf

Good Morning

In accordance with Yara Pilbara Nitrates Pty Ltd (YPN)'s Federal Approval EPBC 2008/4546, please find attached the 2019 Annual Compliance Report and associated Air Quality Monitoring Report.

The reports relate to the reporting period 30 June 2018 to 1 July 2019 and are required to be submitted by 6 October 2019 to meet compliance with condition 3 of the EPBC 2008/4546 Approval (directed variation dated 12 September 2017).
Submission of the Air Quality Monitoring relates to Conditions 9A and 10A of the EPBC 2008/4546 Federal Approval, respectively.

A copy of the reports have been published to YPN's website (www.yara.com.au) and the screenshots of the upload are also attached (proof of publication).

Yara Pilbara Nitrates requires acknowledgement that you have received this correspondence. Please acknowledge receipt by return email.

Thank you and kind regards

Carly Mott
Quality Compliance Coordinator
Document Control
HESQ Department
Production
Global Plants
Office: +61891834125
Email: carly.mott@yara.com



Yara Pilbara Fertilisers Pty Ltd
Lot 564 Village Road Burrup Peninsula
Karratha, Australia
www.yara.com

Knowledge grows





2020 Annual Compliance Report
EPBC 2008/4546
Technical Ammonium Nitrate Plant

05-10-2020 600-200-ACR-YPN-0008 Rev 0

Attachment 3a (2): Screenshots from YPN website showing proof of publication for 2018/19 Air Quality Analysis Report (as per Condition 9A) and 2019 EPBC Annual Environmental Compliance Report

EPBC 2008/4546 Annual Environmental Compliance Report

The screenshot shows a web browser window with the URL yara.com.au/about-yara/about-yara-australia/pilbara/yara-pilbara-nitrates/. The page content includes a list of reports under the heading 'Annual Environmental Compliance Reports EPBC 2008/4546'. The links listed are:

- [TAN Plant EPBC Annual Compliance Report 2014](#)
- [TAN Plant EPBC Annual Compliance Report 2015](#)
- [TAN Plant EPBC Annual Compliance Report 2016](#)
- [TAN Plant EPBC Annual Compliance Report 2017](#)
- [TAN Plant EPBC Annual Compliance Report 2017 - Addendum](#)
- [TAN Plant EPBC Annual Compliance Report 2018](#)
- [TAN Plant EPBC Annual Compliance Report 2019](#)**

Other reports listed include 'Groundwater Monitoring Reports', 'Rock Art Monitoring Reports', 'Compliance Assessment Reports MSB70', 'Other Reports', and 'Approved Monitoring and Management Plans'. The Windows taskbar at the bottom shows the time as 10:34 AM on 4/10/2019.

Air Quality Monitoring Report 2018 – 2019

The screenshot shows a web browser window with the same URL as the first image. The page content lists 'Air Quality Monitoring Reports' for various months from December 2018 to August 2019. The link for 'Ambient Air Quality Monitoring Report 2018 - 2019' is highlighted with a red box. Below this list are the same report categories as in the first image: 'Groundwater Monitoring Reports', 'Rock Art Monitoring Reports', 'Compliance Assessment Reports MSB70', 'Annual Environmental Compliance Reports EPBC 2008/4546', and 'Other Reports'. The Windows taskbar at the bottom shows the time as 10:34 AM on 4/10/2019.



2020 Annual Compliance Report
EPBC 2008/4546
Technical Ammonium Nitrate Plant

05-10-2020 600-200-ACR-YPN-0008 Rev 0

Attachment 3b: Screenshot dated 10 September 2020 showing historical EPBC ACR's remain on YPN website (2014-2019)

Groundwater Monitoring Reports ▾

Rock Art Monitoring Reports ▾

Compliance Assessment Reports MS870 ▾

Annual Environmental Compliance Reports EPBC 2008/4546 ▲

[TAN Plant EPBC Annual Compliance Report 2014](#)

[TAN Plant EPBC Annual Compliance Report 2015](#)

[TAN Plant EPBC Annual Compliance Report 2016](#)

[TAN Plant EPBC Annual Compliance Report 2017](#)

[TAN Plant EPBC Annual Compliance Report 2017 - Addendum](#)

[TAN Plant EPBC Annual Compliance Report 2018](#)

[TAN Plant EPBC Annual Compliance Report 2019](#)

Other Reports ▾

Back to top ▲



2020 Annual Compliance Report
EPBC 2008/4546
Technical Ammonium Nitrate Plant

05-10-2020 600-200-ACR-YPN-0008 Rev 0

Attachment 3A: Email from YPN to Department, dated 24th of February 2020, regarding a potential non-compliance with Condition 9A

Nicole Ivory

From: Carly Mott
Sent: Monday, 24 February 2020 3:43 PM
To: compliance@environment.gov.au
Cc: Ty Hibberd; Cara Price; YP_Environment
Subject: Yara Pilbara Nitrates Transmittal 0230 - EPBC Approval 2008/4546 Condition 9A - Potential Non-Conformance
Attachments: Transmittal 0230.pdf; 200-200-LET-DOE-0008.pdf

Good Afternoon

Please see attached letter of advise to the Department of a potential non-compliance with condition 9A of EPBC Approval 2008/4546 issue don behalf of Ty Hibberd, HESQ Manager.

This correspondence was issued under transmittal, please acknowledge receipt by return email.

Thank you

Carly Mott
Quality Compliance Coordinator
Document Control
HESQ Department
Production
Global Plants
Office: +61891834125
Email: carly.mott@yara.com



Yara Pilbara Fertilisers Pty Ltd
Lot 564 Village Road Burrup Peninsula
Karratha, Australia
www.yara.com

Knowledge grows





2020 Annual Compliance Report
EPBC 2008/4546
Technical Ammonium Nitrate Plant

05-10-2020 600-200-ACR-YPN-0008 Rev 0

Attachment 4: YPN Discharge to MUBRL- Continuous and Weekly Sample Results

Title	M1 (Incoming Seawater)			Vara Pilbara Nitrate Discharge Point to MUBRL (W4)							YPN Temperature Difference (W4-M1)			W4 Conductivity	W4 pH
	Incoming Brine Temp (WaterCorp)	Incoming Seawater Flow	Backup SW Inlet Temp (Desal 1)	Temperature	Conductivity	ORP	pH	Flow	Flow	W4-M1	Minutes >5°C	Hours >5°C			
	°C	m3 / hour	(Desal 1)	°C	mS/cm	mV	61A004 PV	kg/hr	m3/hr	°C			mS/cm	Monthly Average	
Unit	T102006	F102001	1-T1101	61T1001 PV	61A1003 PV	61A002 PV	61A004 PV	87F1005 PV	87F1005 PV*0.0010	W4-M1	Minutes >5°C	Hours >5°C			
01-July-2019	22.0	2270.64	23.2	22.4	66.5	803.1	8.3	216,579.91	216.58	0.4	0.0	0.0			
02-July-2019	21.9	2238.78	23.5	22.9	66.2	665.9	8.2	216,961.28	216.96	1.0	0.0	0.0			
03-July-2019	21.7	2131.99	23.1	23.6	66.2	577.6	8.2	216,334.91	216.33	1.9	0.0	0.0			
04-July-2019	21.9	2228.29	23.2	22.2	64.2	796.1	8.3	216,389.79	216.39	0.4	0.0	0.0			
05-July-2019	22.9	2086.89	24.9	23.1	59.8	656.1	8.2	219,023.53	219.02	0.2	0.0	0.0			
06-July-2019	22.3	2097.16	22.2	22.0	60.7	788.6	8.3	215,928.64	215.93	-0.2	0.0	0.0			
07-July-2019	22.2	2105.62	23.3	21.8	62.6	807.3	8.3	217,408.13	217.41	-0.4	0.0	0.0			
08-July-2019	22.2	2106.50	23.2	21.6	63.0	822.2	8.3	215,823.38	215.82	-0.5	0.0	0.0			
09-July-2019	22.4	2116.47	24.4	16.9	59.6	576.1	8.3	216,275.25	216.28	-5.6	0.0	0.0			
10-July-2019	22.5	2210.44	24.7	17.3	59.9	828.0	8.2	217,595.55	217.60	-5.3	0.0	0.0			
11-July-2019	22.4	2256.50	25.6	16.1	59.3	848.0	8.2	213,315.10	213.32	-6.3	0.0	0.0			
12-July-2019	21.9	2264.31	24.7	15.5	59.8	839.5	8.2	207,549.72	207.55	-6.4	0.0	0.0			
13-July-2019	21.9	2234.09	24.8	15.4	59.7	848.4	8.2	207,735.39	207.74	-6.5	0.0	0.0			
14-July-2019	21.3	2242.39	24.0	15.2	59.5	793.0	8.2	208,075.80	208.08	-6.1	0.0	0.0			
15-July-2019	20.8	2227.35	22.6	14.5	59.5	845.5	8.2	208,094.13	208.09	-6.3	0.0	0.0			
16-July-2019	20.6	2224.80	21.1	14.0	59.2	825.1	8.2	207,904.00	207.90	-6.7	0.0	0.0			
17-July-2019	20.5	2218.59	21.1	13.9	59.4	861.7	8.2	207,763.67	207.76	-6.6	0.0	0.0			
18-July-2019	20.2	2240.16	20.5	13.4	59.4	844.1	8.2	208,457.76	208.46	-6.8	0.0	0.0			
19-July-2019	20.4	2235.82	20.6	14.7	59.4	838.3	8.2	208,346.31	208.35	-5.8	0.0	0.0			
20-July-2019	20.9	2213.05	21.1	16.2	59.4	657.8	8.1	208,425.98	208.43	-4.8	0.0	0.0			
21-July-2019	20.9	2248.76	21.2	16.0	59.2	822.4	8.2	208,378.01	208.38	-5.0	0.0	0.0			
22-July-2019	20.8	2177.59	21.0	15.9	59.2	839.4	8.2	169,847.22	169.85	-4.9	0.0	0.0			
23-July-2019	20.7	1950.41	20.9	21.0	64.9	810.2	8.2	0.00	0.00	0.3	0.0	0.0			
24-July-2019	20.2	1916.69	20.4	21.4	72.7	457.1	8.3	0.00	0.00	1.1	0.0	0.0			
25-July-2019	20.6	1961.20	20.7	22.4	73.4	473.1	8.3	0.00	0.00	1.8	0.0	0.0			
26-July-2019	21.5	1977.19	21.7	23.6	73.4	336.5	8.3	0.00	0.00	2.2	0.0	0.0			
27-July-2019	22.1	1992.75	22.3	24.6	68.4	318.1	8.2	395.58	0.40	2.5	0.0	0.0			
28-July-2019	22.5	1999.03	22.7	22.0	61.1	131.4	8.1	3,246.15	3.25	0.5	0.0	0.0			
29-July-2019	22.6	1990.06	22.8	23.1	60.0	161.4	8.0	4,499.78	4.50	-0.5	0.0	0.0			
30-July-2019	22.7	1968.15	22.9	21.6	60.5	60.2	6.9	0.00	0.00	-1.1	0.0	0.0			
31-July-2019	22.3	1991.52	22.5	24.1	59.1	60.4	6.7	1,817.31	1.82	1.8	0.0	0.0	60.9	8.2	
01-August-2019	21.6	2065.00	21.9	22.8	61.4	318.4	8.1	0.00	0.00	1.2	0.0	0.0			
02-August-2019	21.7	2022.06	22.0	22.6	63.1	331.4	8.1	2,597.75	2.60	0.9	0.0	0.0			
03-August-2019	21.6	1897.56	21.8	22.6	59.2	253.8	7.9	0.00	0.00	1.0	0.0	0.0			
04-August-2019	21.2	1940.65	21.5	20.9	59.2	254.6	7.9	0.00	0.00	-0.4	0.0	0.0			
05-August-2019	21.0	1964.28	21.2	21.2	59.2	252.7	7.9	0.00	0.00	0.1	0.0	0.0			
06-August-2019	21.8	1876.54	21.9	22.2	59.2	255.0	7.8	0.00	0.00	0.5	0.0	0.0			
07-August-2019	21.8	1780.47	22.0	23.0	59.3	257.4	7.8	0.00	0.00	1.3	0.0	0.0			
08-August-2019	21.4	1735.44	21.7	22.4	59.2	262.8	7.8	0.00	0.00	1.0	0.0	0.0			
09-August-2019	20.8	1744.48	21.0	21.5	59.2	266.9	7.8	0.00	0.00	0.7	0.0	0.0			
10-August-2019	20.6	1774.17	20.8	21.1	59.2	267.6	7.8	0.00	0.00	0.5	0.0	0.0			
11-August-2019	20.8	1802.33	20.9	21.8	59.2	268.1	7.8	0.00	0.00	1.0	0.0	0.0			
12-August-2019	21.1	1819.00	21.2	23.5	59.2	264.9	7.8	0.00	0.00	2.4	0.0	0.0			
13-August-2019	21.4	1773.49	21.5	25.3	59.1	264.3	7.7	0.00	0.00	3.9	0.0	0.0			
14-August-2019	21.9	1863.70	21.9	25.1	59.1	267.1	7.7	0.00	0.00	3.2	0.0	0.0			
15-August-2019	22.4	1984.32	22.5	23.8	59.2	276.0	7.7	0.00	0.00	1.4	0.0	0.0			
16-August-2019	21.6	1988.54	21.8	15.3	44.2	211.6	5.7	0.00	0.00	-6.2	0.0	0.0			
17-August-2019	21.6	2005.94	21.8	17.3	47.6	228.2	6.1	0.00	0.00	-4.3	0.0	0.0			
18-August-2019	21.5	2015.38	21.7	0.0	0.0	0.0	0.0	0.00	0.00	-21.5	0.0	0.0			
19-August-2019	20.5	1987.06	20.7	7.1	21.5	108.8	2.7	0.00	0.00	-13.4	0.0	0.0			
20-August-2019	19.8	2009.84	20.0	0.0	0.0	0.0	0.0	0.00	0.00	-19.8	0.0	0.0			
21-August-2019	19.8	2003.82	20.0	0.0	0.0	0.0	0.0	0.00	0.00	-19.8	0.0	0.0			
22-August-2019	19.8	1955.41	20.0	0.0	0.0	0.0	0.0	0.00	0.00	-19.8	0.0	0.0			
23-August-2019	20.1	2004.56	20.2	0.0	0.0	0.0	0.0	0.00	0.00	-20.1	0.0	0.0			
24-August-2019	21.2	1995.25	21.3	0.0	0.0	0.0	0.0	0.00	0.00	-21.2	0.0	0.0			
25-August-2019	21.8	1968.84	22.0	0.0	0.0	0.0	0.0	0.00	0.00	-21.8	0.0	0.0			
26-August-2019	22.1	1970.09	22.3	0.0	0.0	0.0	0.0	0.00	0.00	-22.1	0.0	0.0			
27-August-2019	22.3	1932.92	22.4	0.0	0.0	0.0	0.0	0.00	0.00	-22.3	0.0	0.0			
28-August-2019	22.6	1014.27	22.6	0.0	0.0	0.0	0.0	0.00	0.00	-22.6	0.0	0.0			
29-August-2019	23.7	1993.91	23.8	0.0	0.0	0.0	0.0	0.00	0.00	-23.7	0.0	0.0			
30-August-2019	23.9	1961.52	24.0	0.0	0.0	0.0	0.0	0.00	0.00	-23.9	0.0	0.0			
31-August-2019	24.1	2009.91	24.2	0.0	0.0	0.0	0.0	0.00	0.00	-24.1	0.0	0.0	N/A	N/A	
01-September-2019	24.2	2035.04	24.3	0.0	0.0	0.0	0.0	0.00	0.00	-24.2	0.0	0.0			
02-September-2019	24.5	2075.80	24.6	0.0	0.0	0.0	0.0	0.00	0.00	-24.5	0.0	0.0			
03-September-2019	24.2	2025.02	24.3	0.0	0.0	0.0	0.0	0.00	0.00	-24.2	0.0	0.0			
04-September-2019	24.5	2028.99	24.6	0.0	0.0	0.0	0.0	0.00	0.00	-24.5	0.0	0.0			
05-September-2019	24.6	2037.79	24.7	0.0	0.0	0.0	0.0	0.00	0.00	-24.6	0.0	0.0			
06-September-2019	24.2	2025.64	24.4	0.0	0.0	0.0	0.0	0.00	0.00	-24.2	0.0	0.0			
07-September-2019	24.5	1971.83	24.7	0.0	0.0	0.0	0.0	0.00	0.00	-24.5	0.0	0.0			
08-September-2019	24.8	1970.95	25.0	0.0	0.0	0.0	0.0	0.00	0.00	-24.8	0.0	0.0			
09-September-2019	25.0	1974.38	25.2	0.0	0.0	0.0	0.0	0.00	0.00	-25.0	0.0	0.0			
10-September-2019	25.4	1992.32	25.6	0.0	0.0	0.0	0.0	0.00	0.00	-25.4	0.0	0.0			
11-September-2019	25.7	2043.73	26.8	0.0	0.0	0.0	0.0	0.00	0.00	-25.7	0.0	0.0			
12-September-2019	24.8	2070.35	28.0	0.0	0.0	0.0	0.0	0.00	0.00	-24.8	0.0	0.0			
13-September-2019	24.4	2072.64	28.7	0.0	0.0	0.0	0.0	0.00	0.00	-24.4	0.0	0.0			
14-September-2019	24.5	2082.90	28.4	0.0	0.0	0.0	0.0	0.00	0.00	-24.5	0.0	0.0			
15-September-2019	25.3	2081.36	28.4	0.0	0.0	0.0	0.0	0.00	0.00	-25.3	0.0	0.0			
16-September-2019	25.6	2031.93	27.8	0.0	0.0	0.0	0.0	0.00	0.00	-25.6	0.0	0.0			
17-September-2019	25.9	2037.73	27.0	0.0	0.0	0.0	0.0	0.00	0.00	-25.9	0.0	0.0			
18-September-2019	26.4	2050.91	27.8	0.0	0.0	0.0	0.0	0.00	0.00	-26.4	0.0	0.0			
19-September-2019	26.0	2044.30	26.7	0.0	0.0	0.0	0.0	0.00	0.00	-26.0	0.0	0.0			
20-September-2019	25.2	2050.68	26.1	0.0	0.0	0.0	0.0	0.00	0.00	-25.2	0.0	0.0			
21-September-2019	24.5	2038.41	25.4	0.0	0.0	0.0	0.0	0.00	0.00	-24.5	0.0	0.0			
22-September-2019	23.9	2051.42	25.2	0.0	0.0	0.0	0.0	0.00	0.00	-23.9	0.0	0.0			
23-September-2019	23.7	2034.62	26.1	0.0	0.0	0.0	0.0	0.00	0.00	-23.7	0.0	0.0			
24-September-2019	23.9	2003.22	26.2	0.0	0.0	0.0	0.0	0.00	0.00	-23.9	0.0	0.0			
25-September-2019	25.0	2021.14	26.6	0.0	0.0	0.0	0.0	0.00	0.00	-25.0					

Title	M1 (Incoming Seawater)			Vara Pilbara Nitrate Discharge Point to MUBRL (W4)								YPN Temperature Difference (W4-M1)			W4 Conductivity	W4 pH
	Incoming Brine Temp (WaterCorp)	Incoming Seawater Flow	Backup SW Inlet Temp (Desal 1)	Temperature	Conductivity	ORP	pH	Flow	Flow	°C						
										°C	mS/cm	mV	g/hr	m3/hr		
Unit	°C	m3 / hour	[Desal 1]	°C	mS/cm	mV										
Tag #	T102006	F102001	1-T10101	611001_PV	61A1003_PV	61A1002_PV	61A1004_PV	87F1005_PV	87F1006_PV	3.21	0.0010	W4-M1	Minutes >5°C	Hours >5°C	Monthly Average	
24-October-2019	27.1	1940.25	27.3	0.0	0.0	0.0	0.0	0.0	0.0	3,205.32	0.00	-27.1	0.0	0.0		
25-October-2019	28.7	2103.08	28.9	0.0	0.0	0.0	0.0	0.0	0.0	0.00	0.00	-28.7	0.0	0.0		
26-October-2019	28.6	2033.54	28.7	0.0	0.0	0.0	0.0	0.0	0.0	0.00	0.00	-28.6	0.0	0.0		
27-October-2019	28.9	2029.64	29.1	0.0	0.0	0.0	0.0	0.0	0.0	0.00	0.00	-28.9	0.0	0.0		
28-October-2019	28.8	2108.12	28.9	0.0	0.0	0.0	0.0	0.0	0.0	0.00	0.00	-28.8	0.0	0.0		
29-October-2019	29.0	2007.10	29.0	0.0	0.0	0.0	0.0	0.0	0.0	0.00	0.00	-29.0	0.0	0.0		
30-October-2019	29.4	2153.61	29.6	0.0	0.0	0.0	0.0	0.0	0.0	0.00	0.00	-29.4	0.0	0.0		
31-October-2019	28.6	2109.69	33.0	0.0	0.0	0.0	0.0	0.0	0.0	0.00	0.00	-28.6	0.0	0.0	N/A	N/A
01-November-2019	27.5	2109.80	27.4	0.0	0.0	0.0	0.0	0.0	0.0	0.00	0.00	-27.5	0.0	0.0		
02-November-2019	26.7	2113.87	28.0	0.0	0.0	0.0	0.0	0.0	0.0	0.00	0.00	-26.7	0.0	0.0		
03-November-2019	26.8	2088.82	28.0	0.0	0.0	0.0	0.0	0.0	0.0	0.00	0.00	-26.8	0.0	0.0		
04-November-2019	26.6	2098.56	29.6	0.0	0.0	0.0	0.0	0.0	0.0	0.00	0.00	-26.6	0.0	0.0		
05-November-2019	26.7	2108.21	31.1	0.0	0.0	0.0	0.0	0.0	0.0	0.00	0.00	-26.7	0.0	0.0		
06-November-2019	27.1	2098.77	32.2	0.0	0.0	0.0	0.0	0.0	0.0	0.00	0.00	-27.1	0.0	0.0		
07-November-2019	27.5	2068.14	32.7	0.0	0.0	0.0	0.0	0.0	0.0	0.00	0.00	-27.5	0.0	0.0		
08-November-2019	28.3	2069.83	31.8	0.0	0.0	0.0	0.0	0.0	0.0	0.00	0.00	-28.3	0.0	0.0		
09-November-2019	28.8	2047.43	30.7	0.0	0.0	0.0	0.0	0.0	0.0	0.00	0.00	-28.8	0.0	0.0		
10-November-2019	29.2	2056.52	31.9	0.0	0.0	0.0	0.0	0.0	0.0	0.00	0.00	-29.2	0.0	0.0		
11-November-2019	29.0	2001.17	30.0	0.0	0.0	0.0	0.0	0.0	0.0	0.00	0.00	-29.0	0.0	0.0		
12-November-2019	28.3	2049.12	30.1	0.0	0.0	0.0	0.0	0.0	0.0	0.00	0.00	-28.3	0.0	0.0		
13-November-2019	28.1	2024.15	29.4	0.0	0.0	0.0	0.0	0.0	0.0	0.00	0.00	-28.1	0.0	0.0		
14-November-2019	28.2	2000.71	29.5	0.0	0.0	0.0	0.0	0.0	0.0	0.00	0.00	-28.2	0.0	0.0		
15-November-2019	28.1	2042.83	29.5	0.0	0.0	0.0	0.0	0.0	0.0	0.00	0.00	-28.1	0.0	0.0		
16-November-2019	28.1	2023.72	30.1	0.0	0.0	0.0	0.0	0.0	0.0	0.00	0.00	-28.1	0.0	0.0		
17-November-2019	29.0	1318.54	32.3	0.0	0.0	0.0	0.0	0.0	0.0	0.00	0.00	-29.0	0.0	0.0		
18-November-2019	28.2	3.90	31.1	0.0	0.0	0.0	0.0	0.0	0.0	0.00	0.00	-28.2	0.0	0.0		
19-November-2019	0.0	0.00	29.4	0.0	0.0	0.0	0.0	0.0	0.0	0.00	0.00	0.0	0.0	0.0		
20-November-2019	0.0	0.00	30.4	0.0	0.0	0.0	0.0	0.0	0.0	0.00	0.00	0.0	0.0	0.0		
21-November-2019	0.0	0.00	32.0	0.0	0.0	0.0	0.0	0.0	0.0	0.00	0.00	0.0	0.0	0.0		
22-November-2019	0.0	0.00	32.6	0.0	0.0	0.0	0.0	0.0	0.0	0.00	0.00	0.0	0.0	0.0		
23-November-2019	0.0	0.00	32.4	0.0	0.0	0.0	0.0	0.0	0.0	0.00	0.00	0.0	0.0	0.0		
24-November-2019	0.0	0.00	34.1	0.0	0.0	0.0	0.0	0.0	0.0	0.00	0.00	0.0	0.0	0.0		
25-November-2019	0.0	0.00	33.7	0.0	0.0	0.0	0.0	0.0	0.0	0.00	0.00	0.0	0.0	0.0		
26-November-2019	0.0	0.00	32.9	0.0	0.0	0.0	0.0	0.0	0.0	0.00	0.00	0.0	0.0	0.0		
27-November-2019	0.0	0.00	30.9	0.0	0.0	0.0	0.0	0.0	0.0	0.00	0.00	0.0	0.0	0.0		
28-November-2019	0.0	0.00	29.8	0.0	0.0	0.0	0.0	0.0	0.0	0.00	0.00	0.0	0.0	0.0		
29-November-2019	0.0	0.00	30.6	0.0	0.0	0.0	0.0	0.0	0.0	0.00	0.00	0.0	0.0	0.0		
30-November-2019	0.0	0.00	31.2	0.0	0.0	0.0	0.0	0.0	0.0	0.00	0.00	0.0	0.0	0.0	N/A	N/A
01-December-2019	0.0	0.00	33.6	0.0	0.0	0.0	0.0	0.0	0.0	0.00	0.00	0.0	0.0	0.0		
02-December-2019	0.0	0.00	34.9	0.0	0.0	0.0	0.0	0.0	0.0	0.00	0.00	0.0	0.0	0.0		
03-December-2019	0.0	0.00	34.5	0.0	0.0	0.0	0.0	0.0	0.0	0.00	0.00	0.0	0.0	0.0		
04-December-2019	0.0	0.00	32.6	0.0	0.0	0.0	0.0	0.0	0.0	0.00	0.00	0.0	0.0	0.0		
05-December-2019	0.0	0.00	32.3	0.0	0.0	0.0	0.0	0.0	0.0	0.00	0.00	0.0	0.0	0.0		
06-December-2019	0.0	0.00	31.2	0.0	0.0	0.0	0.0	0.0	0.0	0.00	0.00	0.0	0.0	0.0		
07-December-2019	0.0	0.00	31.2	0.0	0.0	0.0	0.0	0.0	0.0	0.00	0.00	0.0	0.0	0.0		
08-December-2019	0.0	0.00	34.1	0.0	0.0	0.0	0.0	0.0	0.0	0.00	0.00	0.0	0.0	0.0		
09-December-2019	0.0	0.00	27.8	0.0	0.0	0.0	0.0	0.0	0.0	0.00	0.00	0.0	0.0	0.0		
10-December-2019	0.0	0.00	30.5	33.2	57.5	246.4	8.1	0.00	0.00	33.2	0.00	33.2	0.0	0.0		
11-December-2019	0.0	0.00	31.1	28.9	50.1	216.2	7.1	0.00	0.00	28.9	0.00	28.9	0.0	0.0		
12-December-2019	0.0	0.00	36.4	34.5	54.0	229.4	7.7	0.00	0.00	34.5	0.00	34.5	0.0	0.0		
13-December-2019	0.0	0.00	35.5	16.2	29.8	127.0	4.2	0.00	0.00	16.2	0.00	16.2	0.0	0.0		
14-December-2019	0.0	0.00	34.3	0.0	0.0	0.0	0.0	0.0	0.0	0.00	0.00	0.0	0.0	0.0		
15-December-2019	0.0	0.00	32.9	0.0	0.0	0.0	0.0	0.0	0.0	0.00	0.00	0.0	0.0	0.0		
16-December-2019	0.0	0.00	32.3	0.0	0.0	0.0	0.0	0.0	0.0	0.00	0.00	0.0	0.0	0.0		
17-December-2019	2.1	0.05	30.9	0.0	0.0	0.0	0.0	0.0	0.0	0.00	0.00	-2.1	0.0	0.0		
18-December-2019	0.0	0.00	32.8	0.0	0.0	0.0	0.0	0.0	0.0	0.00	0.00	0.0	0.0	0.0		
19-December-2019	0.0	0.00	38.0	19.6	23.1	75.3	3.3	0.00	0.00	19.6	0.00	19.6	0.0	0.0		
20-December-2019	0.0	0.00	38.1	39.7	57.7	190.1	8.3	0.00	0.00	39.7	0.00	39.7	0.0	0.0		
21-December-2019	0.0	0.00	33.9	36.6	57.6	209.9	8.2	0.00	0.00	36.6	0.00	36.6	0.0	0.0		
22-December-2019	0.0	0.00	32.8	33.0	53.4	94.1	7.6	0.00	0.00	33.0	0.00	33.0	0.0	0.0		
23-December-2019	0.0	0.00	33.9	36.6	57.6	218.1	8.5	0.00	0.00	36.6	0.00	36.6	0.0	0.0		
24-December-2019	0.0	0.00	34.7	37.2	57.7	217.0	8.3	0.00	0.00	37.2	0.00	37.2	0.0	0.0		
25-December-2019	0.0	0.00	30.4	39.0	57.8	213.9	8.3	0.00	0.00	39.0	0.00	39.0	0.0	0.0		
26-December-2019	0.0	0.00	33.9	0.0	0.0	-1500.0	0.0	0.00	0.00	0.0	0.00	0.0	0.0	0.0		
27-December-2019	0.0	0.00	33.7	17.6	21.6	-865.1	3.1	0.00	0.00	17.6	0.00	17.6	0.0	0.0		
28-December-2019	0.0	0.00	36.3	32.9	52.4	200.1	7.5	0.00	0.00	32.9	0.00	32.9	0.0	0.0		
29-December-2019	0.0	0.00	34.3	36.7	57.6	215.6	8.3	0.00	0.00	36.7	0.00	36.7	0.0	0.0		
30-December-2019	0.0	0.00	34.2	36.5	57.6	217.6	8.4	0.00	0.00	36.5	0.00	36.5	0.0	0.0		
31-December-2019	0.0	0.00	33.5	36.0	57.6	216.9	8.4	0.00	0.00	36.0	0.00	36.0	0.0	0.0	N/A	N/A
01-January-2020	0.0	0.00	33.2	35.4	57.6	219.1	8.5	0.00	0.00	35.4	0.00	35.4	0.0	0.0		
02-January-2020	0.0	0.00	31.7	33.6	57.6	211.9	8.5	0.00	0							

Title	M1 (Incoming Seawater)			Vara Pilbara Nitrate Discharge Point to MUBRL (W4)								YPN Temperature Difference (W4-M1)			W4 Conductivity	W4 pH
	Incoming Brine Temp (WaterCorp)	Incoming Seawater Flow	Backup SW Inlet Temp (Desal 1)	Temperature	Conductivity	ORP	pH	Flow	Flow	YPN Temperature Difference (W4-M1)	Minutes >5°C	Hours >5°C				
	°C	m ³ /hour	(Desal 1)	°C	mS/cm	mV	61A004_PV	87F005_PV	m ³ /hr	°C			mS/cm			
Unit	T102006	F102001	1-T115101	61T1001_PV	61A1002_PV	61A002_PV	61A004_PV	87F005_PV	87F005_PV*0.0010							
Tag #	°C	m ³ /hour	(Desal 1)	°C	mS/cm	mV	61A004_PV	87F005_PV	87F005_PV*0.0010	W4-M1	Minutes >5°C	Hours >5°C	Monthly Average			
16-February-2020	29.9	328.41	30.1	0.0	0.0	0.0	0.0	0.0	0.0	-29.9	0.0	0.0				
17-February-2020	30.3	346.96	30.4	0.0	0.0	0.0	0.0	0.0	0.0	-30.3	0.0	0.0				
18-February-2020	30.8	1,283.44	31.0	0.0	0.0	0.0	0.0	0.0	0.0	-30.8	0.0	0.0				
19-February-2020	30.6	1,315.69	31.0	0.0	0.0	0.0	0.0	0.0	0.0	-30.6	0.0	0.0				
20-February-2020	30.8	1,295.42	31.1	0.0	0.0	0.0	0.0	13.24	0.01	-30.8	0.0	0.0				
21-February-2020	31.1	1,299.93	31.3	0.0	0.0	0.0	0.0	0.0	0.0	-31.1	0.0	0.0				
22-February-2020	30.9	1,280.77	31.2	8.7	14.9	53.7	2.1	1,375.47	1.38	-22.2	0.0	0.0				
23-February-2020	30.6	1,492.71	30.9	28.1	57.6	225.9	8.3	178,458.98	178.46	-2.6	0.0	0.0				
24-February-2020	31.0	1,469.53	30.7	28.5	57.8	230.6	8.3	180,864.76	180.86	-2.0	0.0	0.0				
25-February-2020	31.0	1,400.37	31.1	29.2	58.2	233.6	8.3	181,108.74	181.11	-1.8	0.0	0.0				
26-February-2020	31.0	55.10	31.7	31.8	57.9	238.5	8.3	0.00	0.00	14.8	438.0	7.3				
27-February-2020	31.5	59.61	31.8	32.4	58.3	237.6	8.2	0.00	0.00	0.8	0.0	0.0				
28-February-2020	31.8	1,538.74	32.2	30.5	57.9	259.9	8.3	195,885.85	195.89	-1.3	0.0	0.0				
29-February-2020	32.1	1,506.18	33.4	31.5	58.1	237.8	8.3	204,417.95	204.42	-0.6	0.0	0.0	50.7	7.3		
01-March-2020	32.5	1,458.25	34.1	31.4	58.3	254.4	8.3	209,232.90	209.23	-1.1	0.0	0.0				
02-March-2020	32.2	1,543.74	33.3	30.9	58.3	136.0	8.2	209,483.56	209.48	-1.3	0.0	0.0				
03-March-2020	32.3	1,509.56	32.9	30.1	58.3	113.0	8.1	209,418.44	209.42	-2.2	0.0	0.0				
04-March-2020	32.1	1,523.75	32.7	29.4	58.2	121.1	8.0	208,704.39	208.70	-2.8	0.0	0.0				
05-March-2020	32.1	1,300.54	33.0	31.6	58.2	237.0	8.0	0.00	0.00	-0.5	0.0	0.0				
06-March-2020	32.0	1,345.84	32.4	33.0	59.9	246.5	8.1	0.00	0.00	1.0	0.0	0.0				
07-March-2020	31.9	40.88	32.5	32.8	58.6	242.3	8.1	7.53	0.01	0.9	0.0	0.0				
08-March-2020	32.2	0.77	34.0	34.2	58.7	189.0	7.9	0.00	0.00	2.0	0.0	0.0				
09-March-2020	32.4	1.46	34.2	34.4	58.6	-188.3	7.9	0.00	0.00	2.0	0.0	0.0				
10-March-2020	33.1	1.60	33.8	33.9	58.8	148.0	8.0	0.00	0.00	0.8	0.0	0.0				
11-March-2020	33.2	61.08	33.0	33.2	59.0	179.5	8.1	0.00	0.00	0.0	0.0	0.0				
12-March-2020	32.4	1,115.40	31.9	28.9	52.8	194.9	7.4	0.00	0.00	-3.5	0.0	0.0				
13-March-2020	31.3	1,375.49	31.0	30.1	58.4	227.8	8.2	0.00	0.00	-1.2	0.0	0.0				
14-March-2020	31.5	1,396.28	30.9	30.5	58.9	238.1	8.1	0.00	0.00	-1.0	0.0	0.0				
15-March-2020	31.4	1,614.14	31.2	30.9	59.6	197.7	8.2	0.00	0.00	-0.5	0.0	0.0				
16-March-2020	31.4	1,674.99	31.9	30.9	67.2	165.4	8.3	0.00	0.00	0.0	0.0	0.0				
17-March-2020	31.9	2,321.47	31.9	31.1	58.5	83.5	8.1	230,679.33	230.68	-0.9	0.0	0.0				
18-March-2020	33.0	2,324.70	32.2	30.4	58.6	91.9	8.1	233,171.92	233.17	-2.5	0.0	0.0				
19-March-2020	32.1	2,175.14	32.3	30.7	58.7	108.5	8.2	233,505.59	233.51	-1.5	0.0	0.0				
20-March-2020	32.3	1,241.63	32.1	31.2	58.9	119.4	8.1	236,364.89	236.36	-1.0	0.0	0.0				
21-March-2020	32.7	0.23	32.5	31.4	58.7	151.0	8.0	233,439.30	233.44	-1.2	0.0	0.0				
22-March-2020	32.8	0.23	32.8	32.0	58.6	186.6	8.1	234,147.06	234.15	-0.8	0.0	0.0				
23-March-2020	32.8	0.23	32.7	31.6	58.4	185.2	8.0	234,245.49	234.25	-1.2	0.0	0.0				
24-March-2020	33.2	0.23	32.6	31.1	58.4	184.5	8.0	233,774.20	233.77	-2.1	0.0	0.0				
25-March-2020	32.2	0.23	32.2	30.0	58.6	171.1	7.9	233,797.45	233.80	-2.2	0.0	0.0				
26-March-2020	31.8	0.23	32.0	30.0	59.6	167.5	8.2	233,656.56	233.66	-1.8	0.0	0.0				
27-March-2020	32.2	0.23	31.6	28.3	61.5	561.5	8.2	233,762.48	233.76	-0.5	0.0	0.0				
28-March-2020	33.0	0.23	31.7	32.7	62.1	414.2	8.3	233,855.84	233.86	-0.3	0.0	0.0				
29-March-2020	34.6	0.23	32.5	31.3	61.9	429.6	8.3	233,411.03	233.41	-3.3	0.0	0.0				
30-March-2020	34.4	245.74	32.1	28.1	62.0	784.8	8.3	231,923.97	231.92	-6.2	0.0	0.0				
31-March-2020	33.3	1,482.12	31.9	28.6	59.8	869.9	8.3	232,859.17	232.86	-4.8	0.0	0.0	59.3	8.1		
01-April-2020	32.3	1,445.96	31.4	28.5	59.2	874.5	8.3	236,407.06	236.41	-3.8	0.0	0.0				
02-April-2020	31.7	1,470.03	30.6	28.2	59.2	880.6	8.3	235,758.84	235.76	-3.5	0.0	0.0				
03-April-2020	30.4	1,449.62	30.6	27.7	60.5	880.5	8.3	235,522.68	235.52	-2.7	0.0	0.0				
04-April-2020	30.5	1,450.08	30.5	28.0	65.5	863.6	8.3	236,185.14	236.19	-2.5	0.0	0.0				
05-April-2020	30.3	1,442.45	30.2	29.9	59.8	872.3	8.3	236,597.84	236.60	-0.3	0.0	0.0				
06-April-2020	30.3	1,431.45	30.4	29.8	59.8	879.8	8.2	237,181.20	237.18	-0.6	0.0	0.0				
07-April-2020	30.3	1,402.18	30.4	29.6	58.7	877.0	8.3	237,545.69	237.55	-0.7	0.0	0.0				
08-April-2020	30.6	1,476.89	30.5	29.8	58.8	876.1	8.3	237,404.65	237.40	-0.8	0.0	0.0				
09-April-2020	30.5	1,420.36	30.7	29.7	58.9	840.6	8.3	230,256.40	230.26	-0.8	0.0	0.0				
10-April-2020	31.0	1,436.61	31.0	29.5	58.8	234.7	8.3	206,599.53	206.60	-1.5	0.0	0.0				
11-April-2020	30.9	1,353.70	30.8	30.0	58.8	215.8	8.2	185,401.31	185.40	-0.9	0.0	0.0				
12-April-2020	31.0	1,371.33	30.9	29.2	58.7	868.4	8.2	186,027.40	186.03	-1.8	0.0	0.0				
13-April-2020	30.8	1,330.63	30.4	29.3	58.8	189.7	8.0	236,589.91	236.59	-1.4	0.0	0.0				
14-April-2020	31.5	1,427.04	30.7	29.8	58.5	863.6	8.2	234,017.85	234.02	-1.7	0.0	0.0				
15-April-2020	31.5	1,432.04	31.1	30.3	58.4	848.4	8.3	242,534.19	242.53	-1.2	0.0	0.0				
16-April-2020	31.0	1,402.81	31.4	30.5	58.4	844.5	8.2	245,773.00	245.77	-0.6	0.0	0.0				
17-April-2020	31.3	1,413.91	31.4	30.8	58.1	844.7	8.2	242,505.59	242.51	-0.5	0.0	0.0				
18-April-2020	31.6	1,412.16	31.3	30.2	58.4	847.6	8.3	244,783.43	244.78	-1.5	0.0	0.0				
19-April-2020	31.5	1,381.63	31.3	29.8	65.3	705.3	8.3	245,028.69	245.03	-1.8	0.0	0.0				
20-April-2020	31.1	1,317.09	31.3	29.8	69.6	523.4	8.3	245,697.09	245.70	-1.3	0.0	0.0				
21-April-2020	30.8	1,295.41	31.1	26.6	63.4	683.3	8.3	246,949.23	246.95	-4.2	0.0	0.0				
22-April-2020	30.8	1,316.68	30.9	25.7	60.2	843.8	8.3	246,283.45	246.28	-5.0	0.0	0.0				
23-April-2020	31.6	1,249.47	30.9	24.9	60.4	843.7	8.3	246,115.59	246.12	-6.8	0.0	0.0				
24-April-2020	31.4	1,312.70	31.1	27.4	59.8	835.0	8.3	248,613.15	248.61	-4.0	0.0	0.0				
25-April-2020	31.3	1,291.64	31.3	28.7	59.3	833.6	8.2	249,960.49	249.96	-2.6	0.0	0.0				
26-April-2020	31.0	1,324.41	31.6	26.5	59.5	840.9	8.2	249,173.65	249.17	-6.4	0.0	0.0				
27-April-2020	31.3	1,301.54	30.9	25.8	59.8	847.8	8.3	249,182.68	249.18	-5.0	0.0	0.0				
28-April-2020	30.6	1,299.05	30.4	25.5	59.8	855.0	8.3	249,685.57	249.69	-5.1	0.0	0.0				
29-April-2020	30.6	1,288.60	30.3	26.1	59.4	853.3	8.2	249,778.76	249.78							

Title	M1 (Incoming Seawater)			Yara Pilbara Nitrate Discharge Point to MUBRL (W4)								YPN Temperature Difference (W4-M1)			W4 Conductivity	W4 pH
	Incoming Brine Temp (WaterCorp)	Incoming Seawater Flow	Backup SW Inlet Temp (Desal 1)	Temperature	Conductivity	ORP	pH	Flow	Flow	°C						
										°C	m ³ /hour	°C	mS/cm	mV		
Unit	°C	m ³ /hour	°C	°C	mS/cm	mV		lg/hr	m ³ /hr		°C	Minutes >5°C	Hours >5°C	Monthly Average	mS/cm	
Tag #	T102006	F102001	1-T1S101	61T1001 PV	61A1003 PV	61A002 PV	61A004 PV	87F1005 PV	87F1005 PV*0.0010		W4-M1	Minutes >5°C	Hours >5°C	Monthly Average		
10-June-2020	22.6	1,208.63	22.6	24.3	65.2	483.2	8.3	274,978.44	274.98		1.7	0.0	0.0			
11-June-2020	23.0	1,250.45	23.0	22.4	60.8	525.5	8.3	270,175.94	270.18		-0.6	0.0	0.0			
12-June-2020	24.0	1,176.70	23.8	25.6	59.7	585.8	8.3	271,242.40	271.24		1.6	0.0	0.0			
13-June-2020	24.4	1,200.32	24.5	27.1	64.3	318.5	8.4	274,570.08	274.57		2.7	0.0	0.0			
14-June-2020	24.5	1,258.72	24.7	26.1	65.1	171.6	8.2	276,038.34	276.04		1.6	0.0	0.0			
15-June-2020	24.0	1,269.86	24.2	23.8	65.5	429.7	8.3	278,465.57	278.47		-0.3	0.0	0.0			
16-June-2020	23.7	1,294.62	23.8	23.4	65.4	422.1	8.4	296,633.31	296.63		-0.3	0.0	0.0			
17-June-2020	24.0	1,328.89	24.0	24.5	65.1	416.4	8.3	278,974.18	278.97		0.5	0.0	0.0			
18-June-2020	24.4	1,307.28	24.4	24.8	64.5	433.8	8.4	277,588.45	277.59		0.4	0.0	0.0			
19-June-2020	24.6	1,308.61	24.6	25.2	65.5	332.5	8.4	279,200.94	279.20		0.6	0.0	0.0			
20-June-2020	24.3	1,322.35	24.4	24.3	67.7	423.8	8.4	281,433.95	281.43		0.0	0.0	0.0			
21-June-2020	23.9	1,337.15	24.1	23.6	66.5	430.2	8.4	284,362.61	284.36		-0.4	0.0	0.0			
22-June-2020	23.5	1,285.27	23.6	24.4	67.0	381.8	8.4	286,258.99	286.26		0.9	0.0	0.0			
23-June-2020	23.5	1,283.11	23.4	24.9	67.1	355.5	8.4	287,887.48	287.89		1.4	0.0	0.0			
24-June-2020	23.5	1,268.18	23.5	25.6	66.9	367.3	8.4	289,804.09	289.80		2.1	0.0	0.0			
25-June-2020	23.2	1,290.61	23.4	25.2	67.3	387.2	8.4	289,175.78	289.18		2.0	0.0	0.0			
26-June-2020	23.1	1,379.25	23.2	24.4	67.6	381.1	8.4	288,566.81	288.57		1.3	0.0	0.0			
27-June-2020	22.6	1,306.74	22.8	24.4	67.6	382.4	8.4	290,455.00	290.45		1.8	0.0	0.0			
28-June-2020	22.7	1,327.88	22.9	24.4	67.7	384.7	8.4	291,120.58	291.12		1.7	0.0	0.0			
29-June-2020	22.9	1,347.01	23.0	25.2	67.7	351.8	8.3	290,435.14	290.44		2.4	0.0	0.0			
30-June-2020	23.4	1,369.37	23.5	25.5	67.1	332.0	8.3	307,189.78	307.19		2.1	0.0	0.0		65.7	8.3

Date Sampled	Dissolved Oxygen	aMDEA	Silver (filtered)	Total Silver	Aluminium (filtered)	Arsenic (filtered)	AsIII	AsV	Total Arsenic	Cadmium (filtered)	Total Cadmium	Cobalt (filtered)	Total Cobalt	Chromium (filtered)	Chromium III	Chromium VI	Total Chromium	Copper (filtered)	Total Copper	Escherichia Coli	Enterococci	Iron (filtered)	Mercury (filtered)	Total Mercury	Nitrogen, Ammonia (NH3-N)	Nitrogen, Nitrite (N_NO2)
UNITS	%	mg/L	mg/L	mg/L	mg/L	mg/L	mg/L	mg/L	mg/L	mg/L	mg/L	mg/L	mg/L	mg/L	mg/L	mg/L	mg/L	mg/L	mg/L	/100mL	MPN / 100mL	mg/L	mg/L	mg/L	mg/L	mg/L
Licence Limits																										
1-Jul-19	91.51	<0.1	<0.0020	<0.0020	<0.025	<0.020	<0.001	0.001	<0.020	<0.0020	<0.0020	<0.0020	<0.0020	<0.005	<0.005	<0.004	0.007	<0.0020	<0.020	<10	<10	<0.025	<0.0001	<0.0001	0.42	0.01
8-Jul-19	NA	<0.1	<0.0020	<0.0020	<0.025	<0.020	<0.001	0.001	<0.020	<0.0020	<0.0020	<0.0020	<0.0020	<0.005	<0.005	<0.004	<0.005	<0.0020	<0.020	<10	<10	<0.025	<0.0001	<0.0001	0.05	<0.01
15-Jul-19	95.5	<0.1	<0.0020	<0.0020	<0.025	<0.020	<0.001	0.001	<0.020	<0.0020	<0.0020	<0.0020	<0.0020	<0.005	<0.005	<0.004	<0.005	<0.0020	<0.020	<10	<10	<0.025	<0.0001	<0.0001	0.05	0.02
22-Jul-19	93.57	<0.1	<0.0020	<0.0020	<0.025	<0.020	<0.001	0.001	<0.020	<0.0020	<0.0020	<0.0020	<0.0020	0.01	<0.005	0.01	0.012	<0.0020	<0.020	<10	<10	<0.025	<0.0001	<0.0001	0.12	<0.01
29-Jul-19	NS	NS	NS	NS	NS	NS	NS	NS	NS	NS	NS	NS	NS	NS	NS	NS	NS	NS	NS	NS	NS	NS	NS	NS	NS	NS
5-Aug-19	NS	NS	NS	NS	NS	NS	NS	NS	NS	NS	NS	NS	NS	NS	NS	NS	NS	NS	NS	NS	NS	NS	NS	NS	NS	NS
12-Aug-19	NS	NS	NS	NS	NS	NS	NS	NS	NS	NS	NS	NS	NS	NS	NS	NS	NS	NS	NS	NS	NS	NS	NS	NS	NS	NS
19-Aug-19	NS	NS	NS	NS	NS	NS	NS	NS	NS	NS	NS	NS	NS	NS	NS	NS	NS	NS	NS	NS	NS	NS	NS	NS	NS	NS
26-Aug-19	NS	NS	NS	NS	NS	NS	NS	NS	NS	NS	NS	NS	NS	NS	NS	NS	NS	NS	NS	NS	NS	NS	NS	NS	NS	NS
2-Sep-19	NS	NS	NS	NS	NS	NS	NS	NS	NS	NS	NS	NS	NS	NS	NS	NS	NS	NS	NS	NS	NS	NS	NS	NS	NS	NS
9-Sep-19	NS	NS	NS	NS	NS	NS	NS	NS	NS	NS	NS	NS	NS	NS	NS	NS	NS	NS	NS	NS	NS	NS	NS	NS	NS	NS
16-Sep-19	NS	NS	NS	NS	NS	NS	NS	NS	NS	NS	NS	NS	NS	NS	NS	NS	NS	NS	NS	NS	NS	NS	NS	NS	NS	NS
23-Sep-19	NS	NS	NS	NS	NS	NS	NS	NS	NS	NS	NS	NS	NS	NS	NS	NS	NS	NS	NS	NS	NS	NS	NS	NS	NS	NS
1-Oct-19	NS	NS	NS	NS	NS	NS	NS	NS	NS	NS	NS	NS	NS	NS	NS	NS	NS	NS	NS	NS	NS	NS	NS	NS	NS	NS
7-Oct-19	NS	NS	NS	NS	NS	NS	NS	NS	NS	NS	NS	NS	NS	NS	NS	NS	NS	NS	NS	NS	NS	NS	NS	NS	NS	NS
14-Oct-19	NS	NS	NS	NS	NS	NS	NS	NS	NS	NS	NS	NS	NS	NS	NS	NS	NS	NS	NS	NS	NS	NS	NS	NS	NS	NS
21-Oct-19	NS	NS	NS	NS	NS	NS	NS	NS	NS	NS	NS	NS	NS	NS	NS	NS	NS	NS	NS	NS	NS	NS	NS	NS	NS	NS
28-Oct-19	NS	NS	NS	NS	NS	NS	NS	NS	NS	NS	NS	NS	NS	NS	NS	NS	NS	NS	NS	NS	NS	NS	NS	NS	NS	NS
4-Nov-19	NS	NS	NS	NS	NS	NS	NS	NS	NS	NS	NS	NS	NS	NS	NS	NS	NS	NS	NS	NS	NS	NS	NS	NS	NS	NS
11-Nov-19	NS	NS	NS	NS	NS	NS	NS	NS	NS	NS	NS	NS	NS	NS	NS	NS	NS	NS	NS	NS	NS	NS	NS	NS	NS	NS
18-Nov-19	NS	NS	NS	NS	NS	NS	NS	NS	NS	NS	NS	NS	NS	NS	NS	NS	NS	NS	NS	NS	NS	NS	NS	NS	NS	NS
25-Nov-19	NS	NS	NS	NS	NS	NS	NS	NS	NS	NS	NS	NS	NS	NS	NS	NS	NS	NS	NS	NS	NS	NS	NS	NS	NS	NS
2-Dec-19	NS	NS	NS	NS	NS	NS	NS	NS	NS	NS	NS	NS	NS	NS	NS	NS	NS	NS	NS	NS	NS	NS	NS	NS	NS	NS
9-Dec-19	NS	NS	NS	NS	NS	NS	NS	NS	NS	NS	NS	NS	NS	NS	NS	NS	NS	NS	NS	NS	NS	NS	NS	NS	NS	NS
16-Dec-19	NS	NS	NS	NS	NS	NS	NS	NS	NS	NS	NS	NS	NS	NS	NS	NS	NS	NS	NS	NS	NS	NS	NS	NS	NS	NS
23-Dec-19	NS	NS	NS	NS	NS	NS	NS	NS	NS	NS	NS	NS	NS	NS	NS	NS	NS	NS	NS	NS	NS	NS	NS	NS	NS	NS
30-Dec-19	NS	NS	NS	NS	NS	NS	NS	NS	NS	NS	NS	NS	NS	NS	NS	NS	NS	NS	NS	NS	NS	NS	NS	NS	NS	NS
6-Jan-20	NS	NS	NS	NS	NS	NS	NS	NS	NS	NS	NS	NS	NS	NS	NS	NS	NS	NS	NS	NS	NS	NS	NS	NS	NS	NS
13-Jan-20	NS	NS	NS	NS	NS	NS	NS	NS	NS	NS	NS	NS	NS	NS	NS	NS	NS	NS	NS	NS	NS	NS	NS	NS	NS	NS
20-Jan-20	NS	NS	NS	NS	NS	NS	NS	NS	NS	NS	NS	NS	NS	NS	NS	NS	NS	NS	NS	NS	NS	NS	NS	NS	NS	NS
28-Jan-20	NS	NS	NS	NS	NS	NS	NS	NS	NS	NS	NS	NS	NS	NS	NS	NS	NS	NS	NS	NS	NS	NS	NS	NS	NS	NS
3-Feb-20	NS	NS	NS	NS	NS	NS	NS	NS	NS	NS	NS	NS	NS	NS	NS	NS	NS	NS	NS	NS	NS	NS	NS	NS	NS	NS
10-Feb-20	NS	NS	NS	NS	NS	NS	NS	NS	NS	NS	NS	NS	NS	NS	NS	NS	NS	NS	NS	NS	NS	NS	NS	NS	NS	NS
17-Feb-20	NS	NS	NS	NS	NS	NS	NS	NS	NS	NS	NS	NS	NS	NS	NS	NS	NS	NS	NS	NS	NS	NS	NS	NS	NS	NS
24-Feb-20	92.8	NS	NS	NS	NS	NS	NS	NS	NS	NS	NS	NS	NS	NS	NS	NS	NS	NS	NS	<10	<10	NS	NS	NS	NS	NS
3-Mar-20	90.71	<0.2	<0.0010	<0.0010	<0.025	<0.010	<0.001	0.001	<0.010	<0.0010	<0.0010	<0.0010	0.0016	<0.005	<0.005	<0.004	0.008	0.002	<0.010	<10	<10	<0.025	<0.0001	<0.0001	<0.01	0.02
9-Mar-20	N/A	<0.2	NS	NS	NS	NS	NS	NS	NS	NS	NS	NS	NS	NS	NS	NS	NS	NS	NS	NS	NS	NS	NS	NS	<0.01	0.02
16-Mar-20	NS	NS	NS	NS	NS	NS	NS	NS	NS	NS	NS	NS	NS	NS	NS	NS	NS	NS	NS	NS	NS	NS	NS	NS	NS	NS
23-Mar-20	85.9	<0.2	<0.0010	<0.0010	<0.025	<0.010	<0.001	0.002	<0.010	<0.0010	<0.0010	<0.0010	<0.0010	<0.005	<0.005	<0.004	<0.005	0.0013	<0.010	<10	NS	<0.025	<0.0001	<0.0001	<0.01	<0.01
30-Mar-20	90.25	<0.2	<0.0010	<0.0010	<0.025	<0.010	<0.001	0.003	<0.010	<0.0010	<0.0010	<0.0010	<0.0010	<0.005	<0.005	<0.004	<0.005	0.0012	<0.010	<10	NS	<0.025	<0.0001	<0.0001	<0.01	<0.01
6-Apr-20	86.55	<0.2	<0.0010	<0.0010	<0.025	<0.010	<0.001	0.002	<0.010	<0.0010	<0.0010	<0.0010	<0.0010	0.007	<0.005	0.007	0.013	0.0013	<0.010	<10	<10	<0.025	<0.0001	<0.0001	<0.01	<0.01
14-Apr-20	94.96	<0.2	<0.0010	<0.0010	<0.025	<0.010	<0.001	0.002	<0.010	<0.0010	<0.0010	<0.0010	<0.0010	0.011	<0.005	0.008	0.011	0.0011	<0.010	<10	<10	<0.025	<0.0001	<0.0001	<0.01	<0.01
20-Apr-20	95.7	<0.2	<0.0010	<0.0010	<0.025	<0.010	<0.001	0.002	<0.010	<0.0010	<0.0010	<0.0010	<0.0010	<0.005	<0.005	<0.004	<0.005	<0.0010	<0.010	<10	<10	<0.025	0.0007	0.0007	<0.01	<0.01
28-Apr-20	73.2	NS	<0.0010	<0.0010	<0.025	<0.010	<0.001	0.002	<0.010	<0.0010	<0.0010	<0.0010	<0.0010	<0.005	<0.005	<0.004	<0.005	0.003	<0.010	<10	<10	<0.025	<0.0001	<0.0001	<0.01	<0.01
4-May-20	131.9	NS	<0.0010	<0.0010	<0.025	<0.010	<0.001	0.002	<0.010	<0.0010	<0.0010	<0.0010	<0.0010	<0.005	<0.005	<0.004	<0.005	0.0012	<0.010	<10	<10	<0.025	<0.0001	<0.0001	<0.01	<0.01
11-May-20	91	NS	<0.0010	<0.0010	<0.025	<0.010	<0.001	0.001	<0.010	<0.0010	<0.0010	<0.0010	<0.0010	<0.005	<0.005	<0.004	<0.005	<0.0010	<0.010	<10	<10	<0.025	<0.0001	<0.0001	1.1	0.03
18-May-20	93.1	NS	<0.0010	<0.0010	<0.025	<0.010	<0.001	0.002	<0.010	<0.0010	<0.0010	<0.0010	<0.0010	<0.005	<0.005	<0.004	<0.005	0.0011	<0.010	NS	NS	<0.025	<0.0001	<0.0001	5.1	0.01
25-May-20	96.1	NS	<0.0010	<0.0010	<0.025	<0.010	<0.001	0.002	<0.010	<0.0010	<0.0010	<0.0010	<0.0010	<0.005	<0.005	<0.004	<0.005	0.0013	<0.010	<10	<10	<0.025	<0.0001	<0.0001	13	0.06
2-Jun-20	88.6	NS	<0.0010	<0.0010	<0.025	<0.010	<0.001	0.001	<0.010	<0.0010	<0.0010	<0.0010	<0.0010	<0.005	<0.005	<0.004	<0.005	0.0011	<0.010	<10	<10	<0.025	<0.0001	<0.0001	8.5	0.13
8-Jun-20	95.1	NS	<0.0010	<0.0010	<0.025	<0.010	<0.001	0.002	<0.010	<0.0010	<0.0010	<0.0010	<0.0010	<0.005	<0.005	<0.004	<0.005	<0.0010	<0.010	NS	NS	<0.025	<0.0001	<0.0001	3.7	0.11
15-Jun-20	92.5	NS	<0.0010	<0.0010	<0.025	<0.010	<0.001	0.001	<0.010	<0.0010	<0.0010	<0.0010	<0.0010	<0.005	<0.005	<0.004	<0.005	0.0011	<0.010	<10	<10	<0.025	<0.0001	<0.0001	3.3	0.15
22-Jun-20	93.5	NS	<0.0010	<0.0010	<0.025	<0.010	<0.001	0.001	<0.010	<0.0010	<0.0010	<0.0010	<0.0010	<0.005	<0.005	<0.004	<0.005	<0.0010	<0.010	NS	NS	<0.025	<0.0001	<0.0001	8.5	0.41
29-Jun-20	92.1	<0.2	<0.0010	<0.0020	<0.025																					



2020 Annual Compliance Report
EPBC 2008/4546
Technical Ammonium Nitrate Plant

05-10-2020 600-200-ACR-YPN-0008 Rev 0

Attachment 6a: Email Correspondence for Bird Deterrent Approval 25 June 2015

Nicole Ivory

From: Rajan Sinha
Sent: Wednesday, 28 September 2016 1:20 PM
To: Susan Giles
Subject: FW: Request to get approval of bird deterrents as per condition 7.1 of MS 870 of YARA PILBARA NITRATE Project

Rajan Sinha
Technical Services & Business Development Manager
Operations
Production
Site Operations
Mobile: 0410840369
Office: (08) 9183 4139
Email: rajan.sinha@yara.com



Yara Pilbara Fertilisers Pty Ltd
Lot 564, Village Road Burrup
WA 6714 Karratha, Australia
www.yara.com



From: Corbellini, Michelle [mailto:Michelle.Corbellini@DPaW.wa.gov.au]
Sent: Thursday, June 25, 2015 1:48 PM
To: Rajan Sinha
Cc: Wessels, Nigel
Subject: RE: Request to get approval of bird deterrents as per condition 7.1 of MS 870 of YARA PILBARA NITRATE Project

Hi Rajan

Yara fertiliser Pilbara's proposed methodology appears to align directly with the Department of Parks and Wildlife's (Parks and Wildlife) Pilbara Region advice dated 23 April 2015. Parks and Wildlife has no further comments on the proposed bird deterrent methods.

Kind regards

Michelle Corbellini
Environmental Project Coordinator
Pilbara Region

Department of Parks and Wildlife
Locked Bag 104, Bentley Delivery Centre, WA, 6983
Ph: (08) 9334 0260
Michelle.Corbellini@DPaW.wa.gov.au



From: Rajan Sinha [<mailto:rajan.sinha@yara.com>]

Sent: Thursday, 18 June 2015 9:47 AM

To: Corbellini, Michelle

Cc: Wessels, Nigel

Subject: RE: Request to get approval of bird deterrents as per condition 7.1 of MS 870 of YARA PILBARA NITRATE Project

Hi Michelle,

Please find the attached document with regards to the information requested under your mail below as per your advice and it is related with overhead wires. Enclosed please see updated Bird Deterrent System Assessment report.

Please feel free to contact me for any further information. Your approval on the above is highly appreciated.

Regards,

Rajan Sinha

Technical Services and Business Development Manager

Operations

Upstream

Production

Mobile: +61 410 840 369

Office: +61891834139

Email: rajan.sinha@yara.com



Yara Pilbara Fertilisers Pty Ltd
Lot 564, Village Road Burrup
WA 6714 Karratha, Australia
www.yara.com



From: Corbellini, Michelle [<mailto:Michelle.Corbellini@DPaW.wa.gov.au>]

Sent: Thursday, April 23, 2015 2:24 PM

To: Rajan Sinha

Cc: Wessels, Nigel

Subject: RE: Request to get approval of bird deterrents as per condition 7.1 of MS 870 of YARA PILBARA NITRATE Project

Hi Rajan

Thank you for providing the Department of Parks and Wildlife (Parks and Wildlife) Pilbara Region with further information regarding Yara Fertilisers proposed bird deterrents at the Technical Ammonium Nitrate Production Facility, on the Burrup Peninsula, approved under Ministerial Statement 870. Ministerial Statement 870 includes the following requirement in relation to deterring birds from entering the contaminated water pond, clean water pond and sewage wastewater treatment station evaporation pond.

7-1 The proponent shall employ such structures and apparatus as are necessary and agreed by the DEC to deter birds from entering the contaminated water pond, clean water pond, and sewage wastewater treatment station evaporation pond.

Parks and Wildlife considers that the proposed deterrent techniques appear to be appropriate, provided that Yara Fertilisers commit to a monitoring program being developed and undertaken, to measure the effectiveness of the deterrent devices on the presence and abundance of bird species over time. If monitoring systems detect no effect

of the devices, or a reduction in effectiveness is noted over time then other methods should be considered and implemented.

The preparation and implementation of a monitoring program is highly recommended as the effectiveness of ultrasonic and audio devices is variable, and highly dependent on how they are deployed, and dependent on target species present within the area. The range of sounds able to be detected between species varies markedly and the successfulness of an audio or ultrasonic devices in deterring birds can vary based on the activity that the bird is undertaking. There are concerns about relying solely on audio repellents for birds because they have not been demonstrated to be an effective long term solution. Some species become habituated to the devices over time. An effective deterrent system requires a variety of methods to be successful, whether in combination or in rotation, as well as frequently changing the type, timing and location of the equipment. Other deterrent methods which may be used in combination include, modifying the surface banks to make them less desirable to shorebirds (e.g. covering the banks with rocks to prevent nesting and foraging in the mud), or the installation of non-electrified string lines parallel across the ponds to prevent birds from landing or entering the water. Trials at BHP's Olympic dam have been successful in using string lines spaced at 5m intervals to deter birds (reducing presence by 99.2%). These additional methods should be considered if monitoring detects that the devices are not effective, or are decreasing in effectiveness over time.

If you have any further queries please do not hesitate to contact me.

Kind regards

Michelle Corbellini
Environmental Project Coordinator

Department of Parks and Wildlife - Pilbara Region

17 Dick Perry Ave, Kensington
Locked Bag 104, Bentley Delivery Centre, WA, 6983
Ph: (08) 9334 0260
Michelle.Corbellini@DPaW.wa.gov.au



Department of
Parks and Wildlife



From: Rajan Sinha [<mailto:rajan.sinha@yara.com>]

Sent: Monday, 30 March 2015 8:23 PM

To: Corbellini, Michelle

Cc: Wessels, Nigel

Subject: RE: Request to get approval of bird deterrents as per condition 7.1 of MS 870 of YARA PILBARA NITRATE Project

Hi Michelle,

Please find the attached document with regards to the information requested under your mail below ref.: "Request to get approval of bird deterrents as per condition 7.1 of MS 870 of YARA PILBARA NITRATE Project", dated on 19/December/2014. We were trying to source out the information from the vendor, and we received the detailed information just recently.

Please feel free to contact me for any further information. Your approval on the above is highly appreciated.

Regards,

Rajan Sinha

Technical Services and Business Development Manager

Operations

Upstream

Production

Mobile: +61 410 840 369

Office: +61891834139

Email: rajan.sinha@yara.com



Yara Pilbara Fertilisers Pty Ltd
Lot 564, Village Road Burrup
WA 6714 Karratha, Australia
www.yara.com



From: Corbellini, Michelle [<mailto:Michelle.Corbellini@DPaW.wa.gov.au>]

Sent: Friday, December 19, 2014 8:20 AM

To: Rajan Sinha

Cc: Wessels, Nigel

Subject: RE: Request to get approval of bird deterrents as per condition 7.1 of MS 870 of YARA PILBARA NITRATE Project

Hi Rajan

Thanks for your email and phone call to discuss yesterday.

I've had one of Parks and Wildlife's fauna experts review the deterrent methods proposed by Yara Pilbara Nitrate. They have requested that a bit more information is provided on how this method is implemented and what other options have been considered by Yara Pilbara Nitrate. If you could please provide the following information this would assist with a timely review of your request:

- State the model of the devices (i.e. brand, model number/series)
- Indicate the number of devices to be installed in total, and the number per pond, indicate the location of the installation on the map
- Indicate how the devices will be applied - frequency of use
- Provide information on other deterrent methods/devices which Yara has considered. How were other options assessed to be appropriate or inappropriate in this circumstance? Examples of other methods include noise cannons, physical barriers etc. Were other methods considered to be applied in combination (i.e. more than one method)?
- State the common bird species at this site, which may use these ponds. This is required as it appears that certain species are more sensitive than others to these particular deterrent devices. The use of the device should be justified based on the bird species found in this area.

Please note that our fauna expert and I will be taking leave over the Christmas / New Year period, and therefore based on the supply of the above information we should be able to provide you with a response during January.

If you do have any questions please do not hesitate to give me a call on the number below.

Kind regards,

Michelle Corbellini

Environmental Project Coordinator

Department of Parks and Wildlife - Pilbara Region

17 Dick Perry Ave, Kensington

Locked Bag 104, Bentley Delivery Centre, WA, 6983

Ph: (08) 9334 0260

Michelle.Corbellini@DPaW.wa.gov.au



Department of
Parks and Wildlife



From: Rajan Sinha [<mailto:rajan.sinha@yara.com>]

Sent: Wednesday, 17 December 2014 11:29 AM

To: Corbellini, Michelle

Cc: Esszig, Fiona; David Hegerty; Jason Roberts; Guillaume Holweck

Subject: Request to get approval of bird deterrents as per condition 7.1 of MS 870 of YARA PILBARA NITRATE Project

Hi Michelle,

Please note that YARA PILBARA NITRATE (YPNPL) is currently constructing a Technical Ammonium Nitrate Plant in Burrup Peninsula. You may get more information about this project in the website www.ypnpl.com.au . Please find the attached letter to get the approval of bird deterrents as per advice from Department of Environment Regulation.

Please feel free to contact me for any further information.

Regards,

Rajan Sinha

Deputy General Manager (TAN Project)

Yara Pilbara

Mobile: +61 410840369

Office: +61 (8) 91834139

rajan.sinha@yara.com



Lot 564, Village Road, Burrup Peninsula
WA 6714

(Locked Bag 5009, Karratha WA 6714)

ABN : 33127391422

www.yara.com

NOTICE: This e-mail transmission, and any documents, files or previous e-mail messages attached to it, may contain confidential or privileged information. If you are not the intended recipient, or a person responsible for delivering it to the intended recipient, you are hereby notified that any disclosure, copying, distribution or use of any of the information contained in or attached to this message is STRICTLY PROHIBITED. If you have received this transmission in error, please immediately notify the sender and delete the e-mail and attached documents. Thank you.

NOTICE: This e-mail transmission, and any documents, files or previous e-mail messages attached to it, may contain confidential or privileged information. If you are not the intended recipient, or a person responsible for delivering it to the intended recipient, you are hereby notified that any disclosure, copying, distribution or use of any of the information contained in or attached to this message is STRICTLY PROHIBITED. If you have received this transmission in error, please immediately notify the sender and delete the e-mail and attached documents. Thank you.

NOTICE: This e-mail transmission, and any documents, files or previous e-mail messages attached to it, may contain confidential or privileged information. If you are not the intended recipient, or a person responsible for delivering it to the intended recipient, you are hereby notified that any disclosure, copying, distribution or use of any of the information contained in or attached to this message is STRICTLY PROHIBITED. If you have received this transmission in error, please immediately notify the sender and delete the e-mail and attached documents. Thank you.



2020 Annual Compliance Report
EPBC 2008/4546
Technical Ammonium Nitrate Plant

05-10-2020 600-200-ACR-YPN-0008 Rev 0

Attachment 6b: Bird Deterrent Structures Photos September 2020 and Environmental Inspection Checklist

1. Clean Surface Water Pond 1



2. Clean Surface Water Pond 2



3. Clean Surface Water Pond 3



4. Contaminated Surface Water Pond 4



5. Contaminated Water Pond 5



6. Clean Surface Water Pond 6



Environmental Inspection Checklist



YARA PILBARA



LOCATION:	
DATE:	TIME:

SYSTEMATIC INSPECTION FORM ELEMENT 16: ENVIRONMENT

A = Acceptable NI = Needs Improvements UA = Unacceptable N/A = Not Assessed

No.	ITEM	COMPLIANCE ACHIEVED				COMMENTS
		A	NI	UA	N/A	
1	Are hydrocarbon spill kits available, ideally located, fully stocked and free of debris / rubbish?					
2	Are chemical spill kits available, ideally located, fully stocked and free of debris / rubbish?					
3	Are bins being used correctly? Is waste being disposed of in correct bin?					
4	Are available bins adequate? Are additional bins required?					
5	Is bin signage adequate?					
6	Is hazardous waste being disposed of appropriately (i.e. no evidence of oil, chemicals, batteries etc. in general waste bins)?					
7	Is waste container capacity/replacement frequency adequate for purpose?					
8	Does hazardous waste storage area require servicing?					
9	Is housekeeping adequate? Is waste present on ground/in drains?					
10	Are ponds/sedimentation basins in good condition?					
11	Do ponds/sedimentation basins require emptying?					
12	Are birds present in ponds/sedimentation basins? Do bird deterrents appear effective?					
13	Are tanks adequately bunded?					
14	Are hazardous materials stored correctly?					
15	Are there any noticeable spills to ground?					
16	Are there any obvious atmospheric emissions?					
17	Is there evidence of a loss of containment, i.e. is there an Ammonia or Nitric Acid smell?					
18	Are weeds in evidence on site? Are drainage channels weed free?					
19	Are animals in evidence on site?					
20	Are the waste water treatment plants operating effectively? Are any alarms in evidence?					
21	Are the off-site infiltration beds adequately storing YPF waste water?					
22	Is plant and equipment free of drips / seepage?					
23	Are water drainage features sufficient?					
24	Is erosion in evidence?					
25	Are heightened noise levels in evidence?					
26	Is there evidence of unseasonal biological growth (green vegetation, algae growth etc.)? Take photos.					

Required Action:

Inspection Team

Name:	Signature:	Name:	Signature:
Name:	Signature:	Name:	Signature:



2020 Annual Compliance Report
EPBC 2008/4546
Technical Ammonium Nitrate Plant

05-10-2020 600-200-ACR-YPN-0008 Rev 0

Attachment 7c: YPN OEMP Approval Letter 15 September 2017



Mr Brian Howarth
Health, Environment, Safety & Quality Manager
Yara Pilbara Fertilisers Pty Ltd
Lot 564 Village Road Burrup
KARRATHA WA 6714

**EPBC 2008/4546 – Proposed Technical Ammonium Nitrate Production Facility –
Operational Environmental Management Plan**

Dear Mr Howarth,

Thank you for submitting for approval the Operational Environmental Management Plan required in accordance with Condition 7(b) of the *Environment Protection & Biodiversity Conservation Act 1999* (EPBC Act) approval for EPBC 2008/4546.

Officers of this Department have advised me on the adequacy of the plan, with particular regard for the above conditions of approval. I am satisfied the plan:

- meets the requirements of Condition 7(b) of the conditions of approval for EPBC 2008/4546; and
- in accordance with Condition 7A of the conditions of approval for EPBC 2008/4546, does not contain management actions that are inconsistent with the approval conditions or the National Heritage management principles.

On this basis, and as a delegate of the Minister for the Environment and Energy, I have decided to approve the *Operational Environmental Management Plan, EPBC 2008/4546, Technical Ammonium Nitrate Plant, Revision 3*, dated 14 September 2017.

The approved plan must now be implemented. Please note that in accordance with Condition 14 of the approval, the approved plan must be published on your website within one month of this approval letter, and for the life of the approval.

The Department has an active monitoring program which includes monitoring inspections, desk top document reviews and audits. Please ensure that you maintain accurate records of all activities associated with, or relevant to, the conditions of approval so that these records can be made available to the Department on request.

Should you require any further information please contact Vaughn Cox on (02) 6274 2005 or by email: postapproval@environment.gov.au.

Yours sincerely,



Charmayne Murray
Acting Assistant Secretary
Assessments and Governance Branch
Environment Standards Division

15 September 2017



2020 Annual Compliance Report
EPBC 2008/4546
Technical Ammonium Nitrate Plant

05-10-2020 600-200-ACR-YPN-0008 Rev 0

Attachment 8a: National Heritage Place Access Form and Register 2020



Section 1 – Site Requirements

Condition 8a) and 8d) of Yara Pilbara Nitrates Pty Ltd's (YPN) Environmental Protection & Biodiversity Conservation Act 1999 approval, EPBC2008/4546, requires that:

- 1. There is no unauthorised access by employees or contractors to the Dampier Archipelago (including Burrup Peninsula) National Heritage Place while those employees or contractors are undertaking work duties; and
2. YPN must record the names of all those required to access areas containing rock art sites inside the National Heritage Place.

Details of person undertaking work duties in areas containing rock art sites inside the National Heritage Place *

Name: Position Title:

A# or Contracting Company:

Section 2 – Agreement and Consent

- I understand the details, limitations and obligations of the National Heritage Place Access approval and that failing to fulfil my obligations may result in disciplinary action or criminal prosecution.
I confirm my agreement and consent to the matters in this form is given on a voluntary basis and provide my signature as confirmation of this.

Signature: Date:

Section 3 - Approvals

I, as Manager responsible for Heritage Management, authorise the person above to access the National Heritage Place containing rock art sites to undertake their assigned work duties. This approval remains valid for a period of five years.

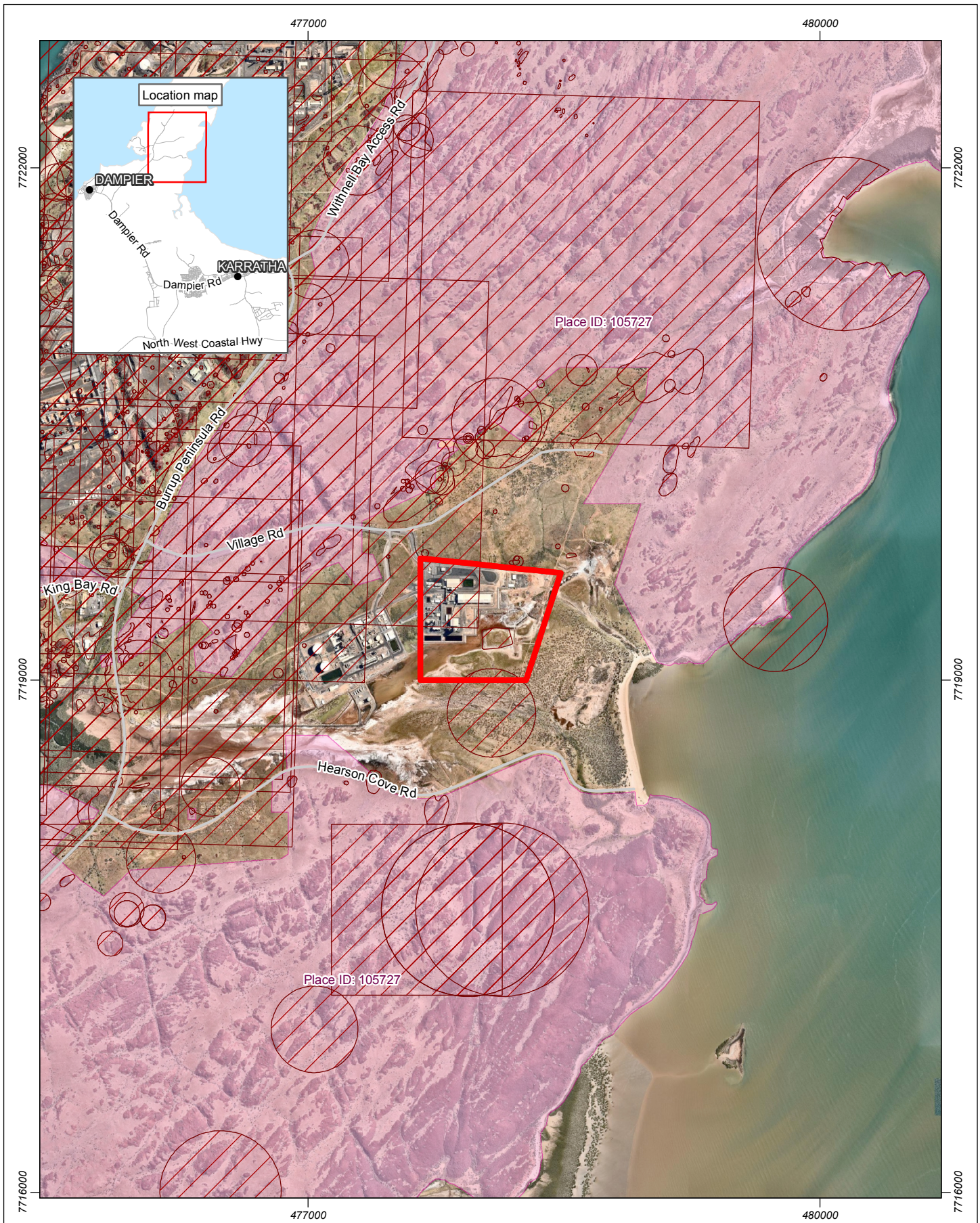
Table with 4 columns: HESQ Manager Name, A#, HESQ Manager Signature, Date

Forward completed form to Document Controller filing and registration in the National Heritage Place Access Register

Document Controller Use Only

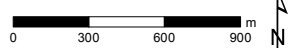
Employee/Contractor details have been entered into the National Heritage Place Access Register Yes [checkbox]

1 Unauthorised access – defined in EPBC2008/4546 as access by personnel or contractors without written agreement of the manager who is responsible for heritage management.
2 National Heritage Place – defined in EPBC2008/4546 as the Dampier Archipelago (including Burrup Peninsula) National Heritage Place whose location has been defined and values described in the Commonwealth Government's special gazette No.S. 127 dated 3 July 2007. Refer to the pink shaded area on the map over the page.
3 Rock Art sites – defined in EPBC2008/4546 as manmade structures in the National Heritage Place, of a type mentioned in gazette No.S.127 including engravings, etchings, peckings and/or standing stones.



Attachment 1: Location

Scale 1:30,000 at A4






Coordinate System: GDA 1994 MGA Zone 50
 Note that positional errors may occur in some areas
 Date: 8/06/2017

Author: JCrute

Source: Existing cadastre: SLIP, landgate 2016.

Legend

-  Site D boundary
-  National heritage
-  Registered aboriginal heritage site



info@strategen.com.au
 www.strategen.com.au

	A	B	C	D	E	F	G	H
36	028	Stidwell	Peter	Consultant		EcoTech	04-Jan-18	04-Jan-23
37	029	Ajdukovic	Raymond	Consultant		EcoTech	02-Feb-18	02-Feb-23
38	030	Gillespie	Kane	Contractor Supervisor		Karratha Contracting	26-Mar-18	26-Mar-23
39	031	Simpson	Thomas	Emergency Services Officer		PWR	23-Mar-18	23-Mar-23
40	032	Hood	Vicki	Environmental Superintendent	a934979	Yara	21-Jun-18	21-Jun-23
41	033	Anderson	Matthew	Technician		Benchmark Monitoring	21-Jun-18	21-Jun-23
42	034	Potts	Jason	Technical Manager		Benchmark Monitoring	21-Jun-18	21-Jun-23
43	035	Coyle	Edward	Security		PWR	26-Jul-18	26-Jul-23
44	036	Grant	Leandra	Security		PWR	26-Jul-18	26-Jul-23
45	037	Robinson	Martin	Security		PWR	26-Jul-18	26-Jul-23
46	038	Minchin	Ashleigh	Security		PWR	26-Jul-18	26-Jul-23
47	039	Woods	Shaun	Security		PWR	26-Jul-18	26-Jul-23
48	040	Edds	David	Security		PWR	26-Jul-18	26-Jul-23
49	041	Bezuidenhout	Willie	Security & ER Supervisor	a935930	PWR	26-Jul-18	26-Jul-23
50	042	Hopp	Jurt	Security		PWR	30-Jul-18	30-Jul-23
51	043	Birnie	Vicki	Security		PWR	30-Jul-18	30-Jul-23
52	044	Stevens	Paul	Security		PWR	30-Jul-18	30-Jul-23
53	045	Firth	Kate	Security		PWR	30-Jul-18	30-Jul-23
54	046	Reading	Justin	Security		PWR	30-Jul-18	30-Jul-23
55	047	Trainor	Greg	Security		PWR	30-Jul-18	30-Jul-23
56	048	Major	Julie	Security		PWR	20-Aug-18	20-Aug-23
57	049	Mitchell	Jeremy	Lead Auditor		Strategen Environmental	05-Sep-18	05-Sep-23
58	050	Richardson	Paul	Senior Environmental Officer	a939581	Yara	19-Dec-18	19-Dec-23
59	051	Hibberd	Ty	A/HESQ Manager	a939158	Yara	12-Apr-19	12-Apr-24
60	052	Currie	Selby	Laboratory Technician	a930723	Yara	10-Apr-19	10-Apr-24
61	053	Jouni	Torssonen	HESQ Project Lead	a201149	Yara	31-Jul-19	31-Jul-24
62								
63								
64								
65								
66								
67								



2020 Annual Compliance Report
EPBC 2008/4546
Technical Ammonium Nitrate Plant

05-10-2020 600-200-ACR-YPN-0008 Rev 0

Attachment 9A(a): Published Air Quality Monitoring Reports 2020

- [Air Quality Monitoring Report - January 2019](#)
- [Air Quality Monitoring Report - February 2019](#)
- [Air Quality Monitoring Report - March 2019](#)
- [Air Quality Monitoring Report - April 2019](#)
- [Air Quality Monitoring Report - May 2019](#)
- [Air Quality Monitoring Report - June 2019](#)
- [Air Quality Monitoring Report - July 2019](#)
- [Air Quality Monitoring Report - August 2019](#)
- [Ambient Air Quality Monitoring Report 2018 - 2019](#)
- [Air Quality Monitoring Report - September 2019](#)
- [Air Quality Monitoring Report - October 2019](#)
- [Air Quality Monitoring Report - November 2019](#)
- [Air Quality Monitoring Report - December 2019](#)
- [Air Quality Monitoring Report - January 2020](#)
- [Air Quality Monitoring Report - February 2020](#)
- [Air Quality Monitoring Report - March 2020](#)
- [Air Quality Monitoring Report - April 2020](#)
- [Air Quality Monitoring Report - May 2020](#)
- [Air Quality Monitoring Report - June 2020](#)

Back to top ↑



2020 Annual Compliance Report
EPBC 2008/4546
Technical Ammonium Nitrate Plant

05-10-2020 600-200-ACR-YPN-0008 Rev 0

Attachment 9A(b): Site 7 Relocation Approval Letter and Map of relocation site



Australian Government

Department of Agriculture, Water and the Environment

Mr Luke Blackbourn
Manager, Government and External Relations
Yara Pilbara Nitrates Pty Ltd
Level 5 / 182 St Georges Terrace
PERTH WA 6000

**Technical Ammonium Nitrate Production Facility (EPBC 2008/4546) –
Variation of conditions re location of air quality monitoring station**

Dear Mr Blackbourn

Thank you for your correspondence dated 14 September 2019 to the Department requesting the variation of conditions attached to the approval dated 14 September 2011 in order to enable relocation of the air quality monitoring station currently in Deep Gorge.

Officers of this Department have reviewed the variation request. As delegate of the Minister, I have varied conditions 9 and 9A and Attachment 2 attached to EPBC Approval 2008/4546 under section 143(1)(c) of the *Environment Protection and Biodiversity Conservation Act 1999* so as to specify that the site 7 air quality monitoring station must be located at the Hearson Cove Road site. The action must now be undertaken in accordance with the varied conditions specified in the variation notification, which has been attached for your information.

As you are aware, the Department has an active monitoring program which includes monitoring inspections, desk top document reviews and audits. Please ensure that you maintain accurate records of all activities associated with, or relevant to, the conditions of approval so that they can be made available to the Department on request.

Should you require any further information please contact Peter Blackwell, Assistant Director, Post Approvals Section, on 03 6208 2927 or by email: post.approvals@awe.gov.au.

Yours sincerely

Greg Manning
Assistant Secretary
Assessments (WA, SA, NT), Post Approvals and Policy Branch
Environment Approvals Division

24/3/2020

Att.



VARIATION OF CONDITIONS ATTACHED TO APPROVAL

Proposed Technical Ammonium Nitrate Production Facility (EPBC 2008/4546)

This decision to vary conditions of approval is made under section 143 of the *Environment Protection and Biodiversity Conservation Act 1999* (EPBC Act).

Approved action

Person to whom the approval is granted

Yarra Pilbara Nitrates Pty Ltd (previously named Burrup Nitrates Pty Ltd)

ACN: 127 391 422

Approved action

The construction of an ammonium nitrate production facility within the King Bay/Hearson Cove Industrial Precinct, Burrup Peninsula, WA [see EPBC Act referral 2008/4546].

Variation

Variation of conditions attached to approval

The variation is:

Delete conditions 9 and 9A attached to the approval and substitute with the conditions specified in the table below.

Delete Attachment 2 attached to the approval and substitute with the Attachment 2 specified in table below.

Date of effect

This variation has effect on the date the instrument is signed

Person authorised to make decision

Name and position

Greg Manning
Assistant Secretary
Assessments (WA, SA, NT), Post Approvals and Policy Branch

Signature

Date of decision

24/3/2020

Date of decision	Conditions attached to approval
Original dated 14/09/2011	1. Within 30 days after the commencement of the action, the person taking the action must advise the Department in writing of the actual date of commencement.
Original dated 14/09/2011	2. The person taking the action must maintain accurate records substantiating all activities associated with or relevant to the conditions of approval, including measures taken to implement the plan(s) and program(s) required by this approval, and make them available upon request to the Department . Such records may be subject to audit by the Department or an independent auditor in accordance with section 458 of the EPBC Act or used to verify compliance with the conditions of approval. Summaries of audits will be posted on the Department's website. The results of audits may also be publicised through the general media.
Variation dated 12//09/2017	3. a) By 6 October each year, the person taking the action must: <ul style="list-style-type: none"> i. Publish a report on their website addressing compliance with each of the conditions of this approval (for the reporting period 1 July of the previous year to 30 June of the reporting year), including implementation of any management plans and monitoring programs as specified in the conditions, including an analysis of monitoring data required under condition 9A and 10A that has been collected during the reporting period; and ii. Provide documentary evidence providing proof of the date of publication to the Department. b) Reports required under Condition 3a) must remain published for the life of the approval unless otherwise advised by the Minister in writing.
Variation dated 12//09/2017	3A. The person taking the action must advise the Department of a potential or actual non-compliance with these conditions in writing within 7 days of becoming aware of the potential or actual non-compliance.
Original dated 14/09/2011	<u>Water Management</u> 4. The person taking the action must ensure that wastewater from the facility meets the requirements set out in Statement 594 for discharges into the Multi User Brine Return Line (MUBRL).
Variation dated 12//09/2017	5. To ensure the protection of listed threatened species and listed migratory species, the person taking the action must only apply larvicide or adulticide within or outside the project area (as shown in <u>Attachment 1</u>) that is an Approved Class 11 insecticide , unless agreed to in writing by the Minister .
Variation dated 12//09/2017	6. To ensure the protection of listed threatened species and listed migratory species, the person taking the action must: <ul style="list-style-type: none"> a) Employ such structures and apparatus as are necessary and agreed by the Western Australian Government to deter birds from entering the contaminated water pond, clean water pond, and sewage wastewater treatment station evaporation pond, as per Statement 870. b) Ensure these structures and apparatus are in place prior to commissioning and are maintained for the life of the approval.
Variation dated 12//09/2017	7. To ensure the protection of the listed threatened species; listed migratory species and the values of the Dampier Archipelago (including Burrup Peninsula) National Heritage Place , the person taking the action must submit to the Department the management plans mentioned below. <ul style="list-style-type: none"> a) A Construction Environmental Management Plan (CEMP) must be submitted to the Department at least two (2) months prior to construction and must include, but not be limited to, management measures for the following:

Date of decision	Conditions attached to approval
	<ul style="list-style-type: none"> • Air Quality and Dust • Water Quality • Erosion Control and Storm Water • Waste • Traffic • Blasting (if required). <p>b) An Operational Environmental Management Plan (OEMP) must be submitted to the Department at least two (2) months prior to operations. The OEMP must include, but not be limited to, management measures for the following:</p> <ul style="list-style-type: none"> • Erosion Control and Storm Water • Water Quality • Air Quality and Dust (including dust caused by vehicle traffic) • Waste • Blasting (if required). <p>c) Operations must not commence unless the OEMP is approved by the Minister.</p> <p>d) Additional management plans covering both construction and operations, must be submitted to the Department at least two (2) months prior to construction, including:</p> <ul style="list-style-type: none"> • Aboriginal Heritage Management Plan • Hazardous Materials Management Plan • Emergency Response Management Plan. <p>e) Once approved by the Minister, all plans required under condition 7 must be implemented.</p>
Variation dated 12//09/2017	7A. The management plans required under conditions 7 and 11A must not contain management actions that are inconsistent with these approval conditions or the National Heritage management principles .
Variation dated 12//09/2017	<p><u>Unauthorised Access</u></p> <p>8. To protect the values of the Dampier Archipelago (including Burrup Peninsula) National Heritage Place, particularly the rock art sites, the person taking the action must ensure that:</p> <p>a) There is no unauthorised access by employees or contractors of the person taking the action to the Dampier Archipelago (including Burrup Peninsula) National Heritage Place outside of the project area (shown in <u>Attachment 1</u>) while those employees or contractors are undertaking work duties.</p> <p>b) Chain mesh fencing of at least 2.5 metres in height is installed around the perimeter of the project site prior to construction.</p> <p>c) Signs of at least 1m² in size are attached to fencing at the entrance to the project site and at no less than 50 metre intervals along the fence. These signs must clearly indicate the requirements of condition 8a).</p> <p>d) The relevant supervisor of the person taking the action must record the names of all those required to access areas containing rock art sites inside</p>

Date of decision	Conditions attached to approval
	<p>the Dampier Archipelago (including Burrup Peninsula) National Heritage Place boundary and is able to provide these records if asked to do so by the Department.</p> <p>e) Any impact the action has on the heritage values of the Dampier Archipelago (including Burrup Peninsula) National Heritage Place must be reported to the Department in writing within 72 hours. Impacts may include (but will not necessarily be limited to) any impacts caused by construction activity; vandalism perpetrated by personnel involved in plant construction or operations; spillage of potentially corrosive materials into the Dampier Archipelago (including Burrup Peninsula) National Heritage Place; impacts from blasting activity.</p>
As varied on the date this instrument was signed	<p><u>Baseline Air Quality Monitoring</u></p> <p>9. To protect the values of the Dampier Archipelago (including Burrup Peninsula) National Heritage Place, particularly the rock art sites, the person taking the action must undertake an air quality monitoring program. Under the air quality monitoring program, the person taking the action must:</p> <p>a) Undertake air quality monitoring at three (3) sites as shown in <u>Attachment 2</u>.</p> <ul style="list-style-type: none"> • Site 5 - Burrup Road site • Site 6 - Water tanks site • Site 7 – Hearson Cove Road site. <p>The air quality monitoring must be undertaken for a period of not less than 24 months beginning from the commencement of construction. The results of this monitoring will be used to establish baseline data on levels of:</p> <ul style="list-style-type: none"> • Ammonia (NH3); • Nitrogen Oxides (NOx); • Sulphur Oxides (SOx); and • Total suspended particulates (TSP), including dust at those rock art sites. <p>b) Ensure that the monitoring of air quality at rock art sites is undertaken by a suitably qualified person (Air Quality).</p> <p>c) Ensure air quality readings during the twenty-four (24) months of baseline monitoring are taken at least four (4) times in every 12 months.</p> <p>Note: Conditions 9 d), e) and f) were revoked on 12/7/2017. Requirements to publish air quality data are now in condition 14. The Site 7 location was changed from Deep Gorge to Hearson Cove Road on the date this instrument was signed.</p>
As varied on the date this instrument was signed	<p><u>On-going Air Quality Monitoring</u></p> <p>9A. To protect the values of the Dampier Archipelago (including Burrup Peninsula) National Heritage Place, particularly the rock art sites, the person taking the action must ensure:</p> <p>a) Ongoing air quality monitoring is undertaken within 30 days after this condition comes into effect (the date the relevant variation to conditions notice is signed), and until expiry of the approval.</p> <p>b) Air quality monitoring parameters are monitored at the rock art sites: Site 5 (Burrup Road), Site 6 (Water tanks site) and Site 7 (Hearson Cove Road site) as shown in <u>Attachment 2</u>.</p>

Date of decision	Conditions attached to approval															
	<p>c) Monitoring of air quality at rock art sites is undertaken by a suitably qualified person (Air Quality).</p> <p>The air quality monitoring parameters in the table below must be monitored at the frequencies indicated in the table below.</p> <table border="1" data-bbox="336 421 1307 842"> <thead> <tr> <th data-bbox="336 421 544 510">Element of air quality to be monitored</th> <th data-bbox="552 421 943 510">Specific air quality parameter to be sampled</th> <th data-bbox="951 421 1307 510">Minimum frequency of monitoring</th> </tr> </thead> <tbody> <tr> <td data-bbox="336 517 544 618" rowspan="3">Ambient air concentration of gases</td> <td data-bbox="552 517 943 546">NH₃ (ammonia)</td> <td data-bbox="951 517 1307 618" rowspan="3">Continuous monitoring for at least 14 consecutive days, every month</td> </tr> <tr> <td data-bbox="552 553 943 582">NO₂ (nitrogen oxide)</td> </tr> <tr> <td data-bbox="552 584 943 613">SO₂ (sulfur oxide)</td> </tr> <tr> <td data-bbox="336 620 544 721">Airborne particulate concentration</td> <td data-bbox="552 620 943 721">Total suspended particulates up to 50 µm (TSP)</td> <td data-bbox="951 620 1307 721">Every 6 days</td> </tr> <tr> <td data-bbox="336 728 544 842" rowspan="2">Deposited dust ○</td> <td data-bbox="552 728 943 790">Total dust deposition per month (Insoluble Fraction)</td> <td data-bbox="951 728 1307 842" rowspan="2">Quarterly</td> </tr> <tr> <td data-bbox="552 792 943 842">Total dust deposition per month (Soluble Fraction)</td> </tr> </tbody> </table>	Element of air quality to be monitored	Specific air quality parameter to be sampled	Minimum frequency of monitoring	Ambient air concentration of gases	NH ₃ (ammonia)	Continuous monitoring for at least 14 consecutive days, every month	NO ₂ (nitrogen oxide)	SO ₂ (sulfur oxide)	Airborne particulate concentration	Total suspended particulates up to 50 µm (TSP)	Every 6 days	Deposited dust ○	Total dust deposition per month (Insoluble Fraction)	Quarterly	Total dust deposition per month (Soluble Fraction)
Element of air quality to be monitored	Specific air quality parameter to be sampled	Minimum frequency of monitoring														
Ambient air concentration of gases	NH ₃ (ammonia)	Continuous monitoring for at least 14 consecutive days, every month														
	NO ₂ (nitrogen oxide)															
	SO ₂ (sulfur oxide)															
Airborne particulate concentration	Total suspended particulates up to 50 µm (TSP)	Every 6 days														
Deposited dust ○	Total dust deposition per month (Insoluble Fraction)	Quarterly														
	Total dust deposition per month (Soluble Fraction)															
Variation dated 12//09/2017	<p><u>Outcomes Relating to Air Emissions</u></p> <p>9B. To protect the values of the Dampier Archipelago (including Burrup Peninsula) National Heritage Place, particularly the rock art sites:</p> <p>a) emissions of air pollutants during operations must not exceed the limits described in a Licence under Part V of the <i>Environmental Protection Act 1986</i> issued by the Western Australian Government.</p> <p>b) if a reporting requirement is triggered for air emissions in the conditions of the Licence issued by the Western Australian Government under Part V of the <i>Environmental Protection Act 1986</i>, the person taking the action must also report to the Department in writing within the same timeframe as reporting is required to be provided to the Western Australian Government.</p>															
Variation dated 12//09/2017	<p><u>Baseline Rock Art Monitoring</u></p> <p>10. To protect the values of the Dampier Archipelago (including Burrup Peninsula) National Heritage Place, particularly the rock art sites, the person taking the action must participate in monitoring of rock art by:</p> <p>a) Contributing a pro-rata amount annually (in line with that currently utilised by the Western Australian Department of Water and Environmental Regulation, but not exceeding 15,000/year) for a period of not less than two (2) years from the beginning of construction to the Burrup Rock Art Monitoring Program, which is an independent scientific program of monitoring, to detect any changes in patination, including any discolouration, of the surface of the rock art or the surrounding rock surface;</p> <p>b) Note: Condition 10b) was revoked. On-going rock art monitoring is now in condition 10A.</p> <p>c) In addition to the above condition 10(a) requirements, the person taking the action must provide for additional monitoring of rock art sites in a manner that is consistent with the Burrup Rock Art Monitoring Program. The monitoring of additional rock art sites must meet the following requirements:</p> <p>i. Engage a heritage monitor or other suitably qualified person (Heritage) to survey rock art sites within a two (2) kilometre radius of the project site, to provide advice on any changes to the appearance, or cultural value, of rock art sites within the examined area.</p>															

Date of decision	Conditions attached to approval
	<p>ii. The monitoring must be undertaken in a manner that is consistent with and complementary to the monitoring of rock art sites undertaken through the Burrup Rock Art Monitoring Program. If agreed by Department of Water and Environmental Regulation the monitoring of additional rock art sites may be integrated with the Burrup Rock Art Monitoring Program, with the person taking the action providing full contribution to the Department of Water and Environmental Regulation for the additional site monitoring.</p> <p>iii. Prior to undertaking condition 10(c) monitoring, provide the Department with written endorsement from a heritage monitor or other suitably qualified person (Heritage) on the suitability of the rock art monitoring proposed under condition 10(c).</p> <p>iv. Undertake the condition 10(c) rock art monitoring at least once annually, where the first rock art monitoring event must be undertaken within 16 months of the commencement of construction, for a period of not less than two (2) years.</p> <p>v. At least once annually, engage with the Murujuga Aboriginal Corporation in the planning and reporting associated with the annual survey of rock art sites required under condition 10(c).</p> <p>d) Note: Condition 10d) was revoked. Publishing of baseline rock art monitoring is now in condition 14.</p>
Variation dated 12//09/2017	<p><u>On-going Rock Art Monitoring</u></p> <p>10A. To protect the values of the Dampier Archipelago (including Burrup Peninsula) National Heritage Place, particularly the rock art sites, the person taking the action must ensure that on-going rock art monitoring is undertaken to identify any changes to the appearance, or cultural value, of rock art sites, as per the requirements below:</p> <p>a) On-going rock art monitoring must be undertaken at the same 6 sites as monitored under condition 10 (or other sites if agreed to in writing by the Minister).</p> <p>b) The first on-going rock art monitoring event must be complete by no later than 31 December 2017. Subsequent rock art monitoring must be undertaken annually (undertaken between 15 July and 15 September) for the life of the approval.</p> <p>c) On-going rock art monitoring must be undertaken by a suitably qualified person (Heritage).</p> <p>d) On-going rock art monitoring must be undertaken either:</p> <ol style="list-style-type: none"> i. by the person taking the action, using a methodology approved by the Minister in writing; or ii. through provision of an annual pro-rata amount for the Burrup Rock Art Monitoring Program or another program administered by the Western Australian Government Department of Water and Environmental Regulation. <p>e) At least once annually, the person taking the action must engage with the Murujuga Aboriginal Corporation in the planning and reporting associated with the on-going annual rock art monitoring.</p>
Variation dated 12//09/2017	<p>11. To protect the Dampier Archipelago (including Burrup Peninsula) National Heritage Place the person taking the action must ensure that there is no measurable impact from air pollutants to any rock art sites within 2km of the boundary of the action, at any time during the life of the approval. This includes measurable changes in patination, including but not limited to: discolouration of</p>

Date of decision	Conditions attached to approval
	the surface of the rock art motif or the surrounding rock surface including patina; or changes that make the rock art site more difficult to interpret (for example a decrease in definition).
Variation dated 12//09/2017	<p>11A. If the Minister is not satisfied that the outcome described in condition 11 is being met, the Minister may request (in writing) that the person taking the action submit a Rock Art Impact Mitigation Review (RAIMR) to the Department for approval by the Minister.</p> <p>a) The RAIMR must:</p> <ol style="list-style-type: none"> i. Be prepared by a suitably qualified person (Heritage) in consultation with a suitably qualified Person (Air Quality); ii. Be submitted within a timeframe specified by the Minister. iii. Include an analysis of the cause or causes of the detected change in the rock art surface; iv. Include a review of operations, including changes to operations to reduce the impact of air emissions on rock art; and v. Include mitigation and management measures to protect rock art sites within 2km of the boundary of the action from further impacts, to meet the requirements of condition 11. <p>If the Minister approves the RAIMR required under this condition, then the approved RAIMR must be implemented.</p>
Variation dated 12//09/2017	<p>11B. If the Minister is not satisfied that the outcome described in condition 11 is being met, or the person taking the action has not submitted a Rock Art Impact Mitigation Review to the satisfaction of the Minister within 6 months of condition 11A coming into force: then the Minister may order (in writing) the person taking the action to reduce air emissions from operations to a level specified by Minister, for a period of time specified by the Minister. The person taking the action must implement any such order.</p>
Variation dated 12//09/2017	<p><u>Other administrative conditions</u></p> <p>12. If the person taking the action wishes to carry out any activity otherwise than in accordance with the management plans specified in conditions 7 and 11A, the person taking the action must submit to the Department for the Ministers written approval a revised version of that management plan. The varied activity shall not commence until the Minister has approved the varied management plan in writing. The Minister will not approve a varied management plan unless the revised management plan would result in an equivalent or improved environmental outcome over time. If the Minister approves the revised management plan that management plan must be implemented in place of the management plan originally approved.</p>
Variation dated 12//09/2017	<p>13. If the Minister believes that it is necessary or convenient for the better protection of the Dampier Archipelago (including Burrup Peninsula) National Heritage Place, listed threatened species and communities and listed migratory species to do so, the Minister may request that the person taking the action make specified revisions to the management plans specified in conditions 7 and 11A and submit the revised management plan for the Ministers written approval. The person taking the action must comply with any such request. The revised approved management plan must be implemented. Unless the Minister has approved the revised management plan, then the person taking the action must continue to implement the management plan originally approved, as specified in the conditions.</p>

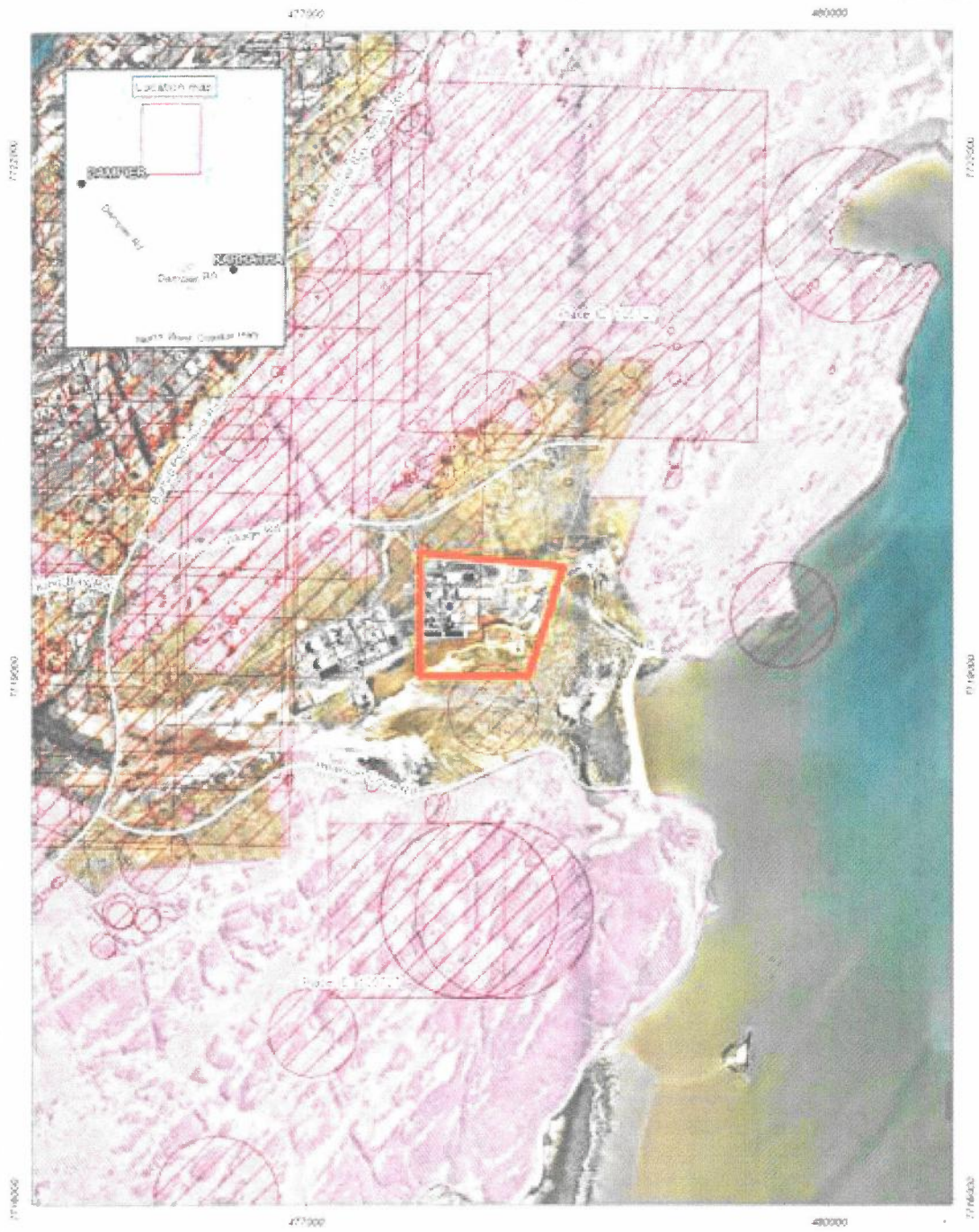
Date of decision	Conditions attached to approval
Variation dated 12//09/2017	<p>14. Unless otherwise agreed to in writing by the Minister, the person taking the action must publish on their website, for the life of the approval:</p> <ul style="list-style-type: none"> a) Management plans required under conditions 7 and 11A, within 1 month of being approved. b) A revised version of any management plans required under conditions 7 and 11A, within 1 month of being approved under condition 12 or 13. c) All baseline air quality data collected under condition 9, by 31 October 2017. d) All ongoing air quality monitoring data required under condition 9A, within 3 months of collection of each datum. e) All baseline rock art data or reports relating to condition 10, within 30 days of any data or reports on being provided to the person taking the action. f) All rock art monitoring data or reports relating to on-going rock art monitoring required under condition 10A, within 30 days of the data or reports being provided to the person taking the action.
Original dated 14/09/2011	<p>15. If, at any time after 2 years from the date of this approval, the person taking the action has not substantially commenced the action, then the person taking the action must not substantially commence the action without the written agreement of the Minister.</p>

Date of decision	Definitions attached to approval
Variation dated 12//09/2017	Adulticide is any chemical or combination of chemicals designed to prevent the breeding of adult mosquitoes.
Variation dated 12//09/2017	Commissioning means the process by which the operational elements of the facility are tested for example, trailing machines that will be used in operations .
Variation dated 12//09/2017	Approved Class 11 Insecticide is a Microbial disrupter of insect midgut membranes (as identified by CropLife Australia), that has been registered for use in Australia under the <i>Agricultural and Veterinary Chemicals Code Regulations 1995</i> .
Variation dated 12//09/2017	Dampier Archipelago (including Burrup Peninsula) National Heritage Place is a national heritage listed area in the Dampier Archipelago whose location has been defined and values described in the Commonwealth Governments special gazette (No.S.127) dated 3 July 2007.
Variation dated 12//09/2017	Department is the Australian Government Department administrating the <i>Environment Protection and Biodiversity Conservation Act 1999</i> .
Variation dated 12//09/2017	Burrup Rock Art Monitoring Program is the existing Burrup Rock Art Monitoring Program which is administered by the Western Australian Government and financially supported by various Burrup Peninsula industries.
Variation dated 12//09/2017	Larvicide is any chemical or combination of chemicals designed to prevent the hatching or development of larval mosquitoes.
Variation dated 12//09/2017	Minister is the Minister responsible for the <i>Environment Protection and Biodiversity Conservation Act 1999</i> .
Variation dated 12//09/2017	National Heritage management principles are set out in Schedule 5B of the <i>Environment Protection and Biodiversity Conservation Regulation 2000</i> and in an Australian Government publication entitled <i>Australia's National Heritage applying the principles</i> dated June 2008, and published on the

Date of decision	Definitions attached to approval
	<p>Department's website at: https://environment.gov.au/system/files/resources/1e3ca0e7-f855-4502-9243-fe11f60e3656/files/working-together-principles.pdf</p>
Variation dated 12//09/2017	<p>Operations means the normal functioning of the facility, following commissioning, and includes any action that results in production of a saleable volume of product.</p>
Variation dated 12//09/2017	<p>Pro-rata amount is:</p> <p>[for the baseline data under condition 10] defined as the person taking the action contributing 1/6th of the funds for the Burrup Rock Art Monitoring Program, with Woodside (2/6th), Rio Tinto (2/6th) and BFPL (1/6th) the other current contributors. As additional industries come on board in the area, the pro-rata amount may change at the discretion of the Western Australian Government and in discussion with all relevant contributing parties.</p> <p>[for the on-going monitoring under condition 10A] defined as an amount that has been determined by the Western Australian Government (Department of Water and Environmental Regulation).</p>
Variation dated 12//09/2017	<p>Rock art sites means manmade structures in the Dampier Archipelago (including Burrup Peninsula) National Heritage Place, of a type mentioned in the National Heritage Place Gazette notice S127 including engravings, etchings, peckings and/or standing stones.</p>
Variation dated 12//09/2017	<p>Statement 594 is the Statement to amend conditions applying to a proposal (pursuant to the provisions of Section 46 of the <i>Environmental Protection Act 1986</i>) (Western Australia), Desalination Water and Seawater Supplies Project, Burrup Peninsula, Shire of Roeburne, Water Corporation, issued 5 June 2002 by the Western Australian Environmental Protection Authority to the Western Australian Minister for the Environment and Heritage.</p>
Variation dated 12//09/2017	<p>Statement 870 is a statement that a proposal may be implemented (pursuant to the provisions of the <i>Environmental Protection Act 1986</i>).</p>
Variation dated 12//09/2017	<p>Suitably qualified person (Air Quality) is a person with at least five (5) years' experience in air quality monitoring, including taking air samples and testing those samples to obtain results.</p>
Variation dated 12//09/2017	<p>Suitably qualified person (Heritage) is a person with at least a bachelor degree with Honours in archaeology or five (5) years' experience in Indigenous heritage or archaeology recognised by a relevant body such as the Australian Association of Consulting Archaeologists.</p>
Variation dated 12//09/2017	<p>Unauthorised access is access by personnel or contractors without written agreement of the manager (of the person taking the action) who is responsible for heritage management.</p>

Date of decision
Variation dated
 12//09/2017

Attachment 1



Attachment 1: Location

Scale: 1:10,000
 0 100 200 300 400
 North
 Coordinate System: UTM Zone 54A Zone 14
 North Pole projection
 Datum: GDA 1984
 Units: Meter
 Source: Esri/ArcGIS Online
 Date: 2017/09/11 10:00:00 AM
 Author: [Name]

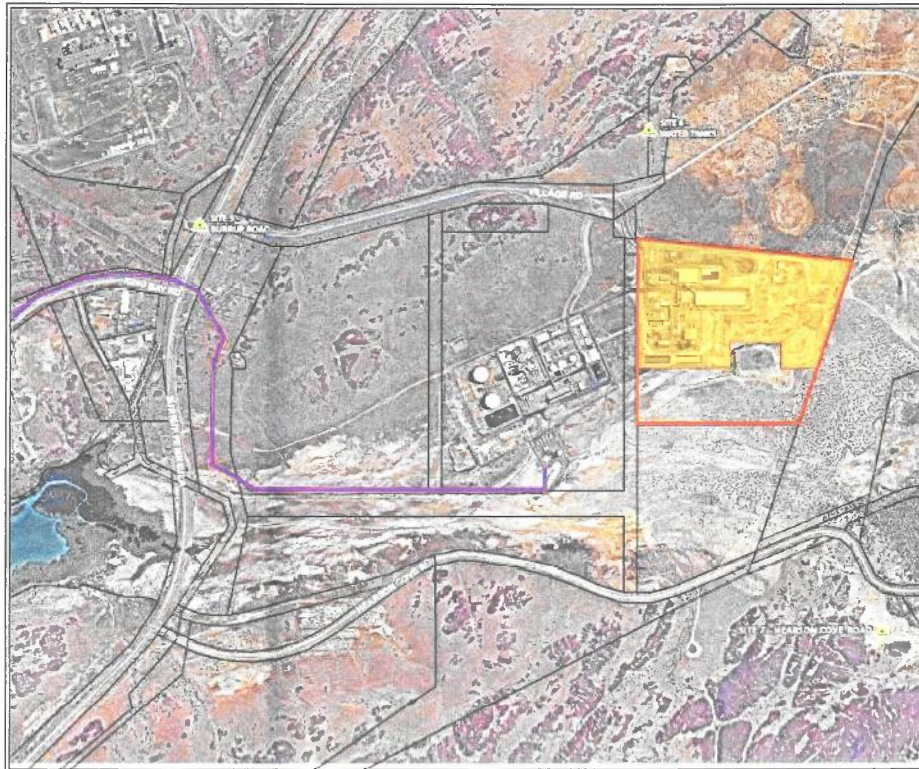
- Legend**
- Site D boundary
 - National heritage
 - Registered aboriginal heritage site



Date of decision

As varied on the date this instrument was signed

Attachment 2



Legend:

- Site boundary
- Area of disturbance The Site
- Cadastral boundary
- Pipeline
- Air quality monitoring sites (offsite)
- Roads (MRWA)

strategen
JBS&G

Job No: 27766
Client: Yara Pilbara Nitrates
Version: A Date: 10/03/2023
Drawn By: jtmattcher Checked By: LT
Scale: 1:10,000

0 250 500
METERS

PROJECT SITE

ATTACHMENT 2

© 2023 JBS&G. All rights reserved. This document is the property of JBS&G. It is to be used only for the purposes for which it was prepared. No part of this document may be reproduced, stored in a retrieval system, or transmitted in any form or by any means, electronic, mechanical, photocopying, recording, or by any information storage and retrieval system, without the prior written permission of JBS&G.



2020 Annual Compliance Report
EPBC 2008/4546
Technical Ammonium Nitrate Plant

05-10-2020 600-200-ACR-YPN-0008 Rev 0

**Attachment 9B(a): Stack Testing Results 29th of May 2020 (Ektimo Quarterly Stack testing)
and Nitric Acid Stack CEMS data**



REPORT NUMBER R009341

**Emission Testing Report
May 2020
Yara Pilbara Nitrates
Burrup Peninsula, WA**

Document Information

Template Version; 121219

Client Name: Yara Pilbara Nitrates
Report Number: R009341
Date of Issue: 19 June 2020
Attention: Nicole Ivory
Address: Lot 564, Village Road
Burrup Peninsula Karratha 6714
Testing Laboratory: Ektimo Pty Ltd, ABN 86 600 381 413

Report Authorisation



NATA Accredited Laboratory
No. 14601

Ashley Hart
Client Manager

Accredited for compliance with ISO/IEC 17025 - Testing. NATA is a signatory to the ILAC mutual recognition arrangement for the mutual recognition of the equivalence of testing, calibration and inspection reports.

This document is confidential and is prepared for the exclusive use of Yara Pilbara Nitrates and those granted permission by Yara Pilbara Nitrates.

The report shall not be reproduced except in full.

Please note that only numerical results pertaining to measurements conducted directly by Ektimo are covered by Ektimo's terms of NATA accreditation. This does not include comments, conclusions or recommendations based upon the results. Refer to 'Test Methods' for full details of testing covered by NATA accreditation.

Table of Contents

1	Executive Summary	4
1.1	Background	4
1.2	Project Objectives	4
1.3	Results Summary	4
2	Results	5
2.1	A1 – Common Stack	5
3	Plant Operating Conditions	6
4	Test Methods	6
5	Quality Assurance/Quality Control Information	6
6	Definitions	7

1 EXECUTIVE SUMMARY

1.1 Background

Ektimo was engaged by Yara Pilbara Nitrates to perform emission testing at their Burrup Peninsula plant. Testing was carried out in accordance with Environmental Licence L7997/2002/11.

1.2 Project Objectives

The objectives of the project were to conduct a monitoring programme to quantify emissions from one discharge point to determine compliance with Yara Pilbara Nitrates's Environmental Licence.

Monitoring was performed as follows:

Location	Test Date	Test Parameters*
A1 – Common stack	25 June 2019	Total particulate matter and ammonia

* Flow rate, velocity, temperature and moisture were also determined.

All results are reported on a dry basis at STP.

1.3 Results Summary

The following licence comparison table shows that all analytes highlighted in green are within the licence limit and all analytes highlighted in red are outside the licence limit set by the WA Department of Water and Environmental Regulation (DWER) as per licence L7997/2002/11

DWER No.	Location Description	Pollutant	Units	Target	Detected Values
A1	Common Stack	Particulate matter	mg/m ³	15	1
		Ammonia	mg/m ³	10	7.5

Please note that the measurement uncertainty associated with the test results was not considered when determining whether the results were compliant or non-compliant.

Refer to the Test Methods table for the measurement uncertainties.

2 RESULTS

2.1 A1 – Common Stack

Date	29/05/2020	Client	Yara Pilbara Nitrates
Report	R009341	Stack ID	Common Stack - Unit 32
Licence No.	L9223/2019/1	Location	Burrup Peninsula
Ektimo Staff	Ashley Hart	State	WA
Process Conditions	Scrubber pH @ 3.5		

200526

Sampling Plane Details	
Sampling plane dimensions	1850 mm
Sampling plane area	2.69 m ²
Sampling port size, number & depth	4" Flange (x4), 350 mm
Access & height of ports	Stairs 32 m
Duct orientation & shape	Vertical Circular
Downstream disturbance	Exit 11.2 D
Upstream disturbance	Inlet 7.6 D
No. traverses & points sampled	2 16
Sample plane compliance to AS4323.1	Ideal

Stack Parameters		
Moisture content, %v/v	2.9	
Gas molecular weight, g/g mole	28.6 (wet)	29.0 (dry)
Gas density at STP, kg/m ³	1.28 (wet)	1.29 (dry)

Isokinetic Results	Sampling time	Average		Test 1 0940-1045		Test 2 1050-1155	
		Concentration mg/m ³	Mass Rate g/s	Concentration mg/m ³	Mass Rate g/s	Concentration mg/m ³	Mass Rate g/s
Total particulate matter		1	0.047	0.94	0.042	1.1	0.051
Ammonia		7.5	0.34	7.2	0.32	7.8	0.35
Isokinetic Sampling Parameters							
Sampling time, min				64		64	
Isokinetic rate, %				97		95	
Gas Flow Parameters							
Initial flow measurement time (hhmm)				0945		1046	
Final flow measurement time (hhmm)				1046		1200	
Temperature, °C				32		32	
Velocity at sampling plane, m/s				19		19	
Volumetric flow rate, actual, m ³ /min				3100		3100	
Volumetric flow rate (wet STP), m ³ /min				2800		2800	
Volumetric flow rate (dry STP), m ³ /min				2700		2700	
Mass flow rate (wet basis), kg/hour				210000		220000	

3 PLANT OPERATING CONDITIONS

See Yara Pilbara Nitrates records for complete process conditions.

4 TEST METHODS

All sampling and analysis performed by Ektimo unless otherwise specified. Specific details of the methods are available upon request.

Parameter	Sampling Method	Analysis Method	Uncertainty*	NATA Accredited	
				Sampling	Analysis
Sample plane criteria	AS 4323.1	NA	NA	✓	NA
Flow rate, temperature and velocity	NA	USEPA 2	8%, 2%, 7%	NA	✓
Moisture	USEPA AIt-008	USEPA AIt-008	19%	✓	✓
Molecular weight	NA	USEPA 3	not specified	NA	✓
Ammonia	USEPA CTM 027	Envirolab Inorg-093	18%	✓	✓ [‡]
Total particulate matter	USEPA 17	USEPA 17 ^{††}	5%	✓	✓

200506

* Uncertainty values cited in this table are calculated at the 95% confidence level (coverage factor = 2)

†† Gravimetric analysis conducted at the Ektimo Cockburn Central, WA laboratory, NATA accreditation number 14601.

‡ Analysis performed by Envirolab, NATA accreditation number 2901. Results were reported to Ektimo on 18 June 2020 in report number 244610.

5 QUALITY ASSURANCE/QUALITY CONTROL INFORMATION

Ektimo is accredited by the National Association of Testing Authorities (NATA) for the sampling and analysis of air pollutants from industrial sources. Unless otherwise stated test methods used are accredited with the National Association of Testing Authorities. For full details, search for Ektimo at NATA's website www.nata.com.au.

Ektimo is accredited by NATA (National Association of Testing Authorities) to ISO/IEC 17025 - Testing. ISO/IEC 17025 - Testing requires that a laboratory have adequate equipment to perform the testing, as well as laboratory personnel with the competence to perform the testing. This quality assurance system is administered and maintained by the Quality Director.

NATA is a member of APLAC (Asia Pacific Laboratory Accreditation Co-operation) and of ILAC (International Laboratory Accreditation Co-operation). Through the mutual recognition arrangements with both of these organisations, NATA accreditation is recognised worldwide.

6 DEFINITIONS

The following symbols and abbreviations may be used in this test report:

% v/v	Volume to volume ratio, dry or wet basis
~	Approximately
<	Less than
>	Greater than
≥	Greater than or equal to
APHA	American public health association, Standard Methods for the Examination of Water and Waste Water
AS	Australian Standard
BSP	British standard pipe
CARB	Californian Air Resources Board
CEM	Continuous Emission Monitoring
CEMS	Continuous Emission Monitoring System
CTM	Conditional test method
D	Duct diameter or equivalent duct diameter for rectangular ducts
D ₅₀	'Cut size' of a cyclone defined as the particle diameter at which the cyclone achieves a 50% collection efficiency ie. half of the particles are retained by the cyclone and half are not and pass through it to the next stage. The D ₅₀ method simplifies the capture efficiency distribution by assuming that a given cyclone stage captures all of the particles with a diameter equal to or greater than the D ₅₀ of that cyclone and less than the D ₅₀ of the preceding cyclone.
DECC	Department of Environment & Climate Change (NSW)
Disturbance	A flow obstruction or instability in the direction of the flow which may impede accurate flow determination. This includes centrifugal fans, axial fans, partially closed or closed dampers, louvres, bends, connections, junctions, direction changes or changes in pipe diameter.
DWER	Department of Water and Environmental Regulation (WA)
DEHP	Department of Environment and Heritage Protection (QLD)
EPA	Environment Protection Authority
FTIR	Fourier Transform Infra-red
ISC	Intersociety committee, Methods of Air Sampling and Analysis
ISO	International Organisation for Standardisation
Lower Bound	Defines values reported below detection as equal to zero.
Medium Bound	Defines values reported below detection are equal to half the detection limit.
NA	Not applicable
NATA	National Association of Testing Authorities
NIOSH	National Institute of Occupational Safety and Health
NT	Not tested or results not required
OM	Other approved method
OU	The number of odour units per unit of volume. The numerical value of the odour concentration is equal to the number of dilutions to arrive at the odour threshold (50% panel response).
PM ₁₀	Atmospheric suspended particulate matter having an equivalent aerodynamic diameter of less than approximately 10 microns (µm).
PM _{2.5}	Atmospheric suspended particulate matter having an equivalent aerodynamic diameter of less than approximately 2.5 microns (µm).
PSA	Particle size analysis
RATA	Relative Accuracy Test Audit
Semi-quantified VOCs	Unknown VOCs (those not matching a standard compound), are identified by matching the mass spectrum of the chromatographic peak to the NIST Standard Reference Database (version 14.0), with a match quality exceeding 70%. An estimated concentration will be determined by matching the integrated area of the peak with the nearest suitable compound in the analytical calibration standard mixture.
STP	Standard temperature and pressure. Gas volumes and concentrations are expressed on a dry basis at 0°C, at discharge oxygen concentration and an absolute pressure of 101.325 kPa, unless otherwise specified.
TM	Test Method
TOC	The sum of all compounds of carbon which contain at least one carbon to carbon bond, plus methane and its derivatives.
USEPA	United States Environmental Protection Agency
VDI	Verein Deutscher Ingenieure (Association of German Engineers)
Velocity Difference	The percentage difference between the average of initial flows and afterflows.
Vic EPA	Victorian Environment Protection Authority
VOC	Any chemical compound based on carbon with a vapour pressure of at least 0.010 kPa at 25°C or having a corresponding volatility under the particular conditions of use. These compounds may contain oxygen, nitrogen and other elements, but specifically excluded are carbon monoxide, carbon dioxide, carbonic acid, metallic carbides and carbonate salts.
XRD	X-ray Diffractometry
Upper Bound	Defines values reported below detection are equal to the detection limit.
95% confidence interval	Range of values that contains the true result with 95% certainty. This means there is a 5% risk that the true result is outside this range.

Address (Head Office)

7 Redland Drive
Mitcham VIC 3132

Postal Address

52 Cooper Road
Cockburn Central WA 6164

Office Locations

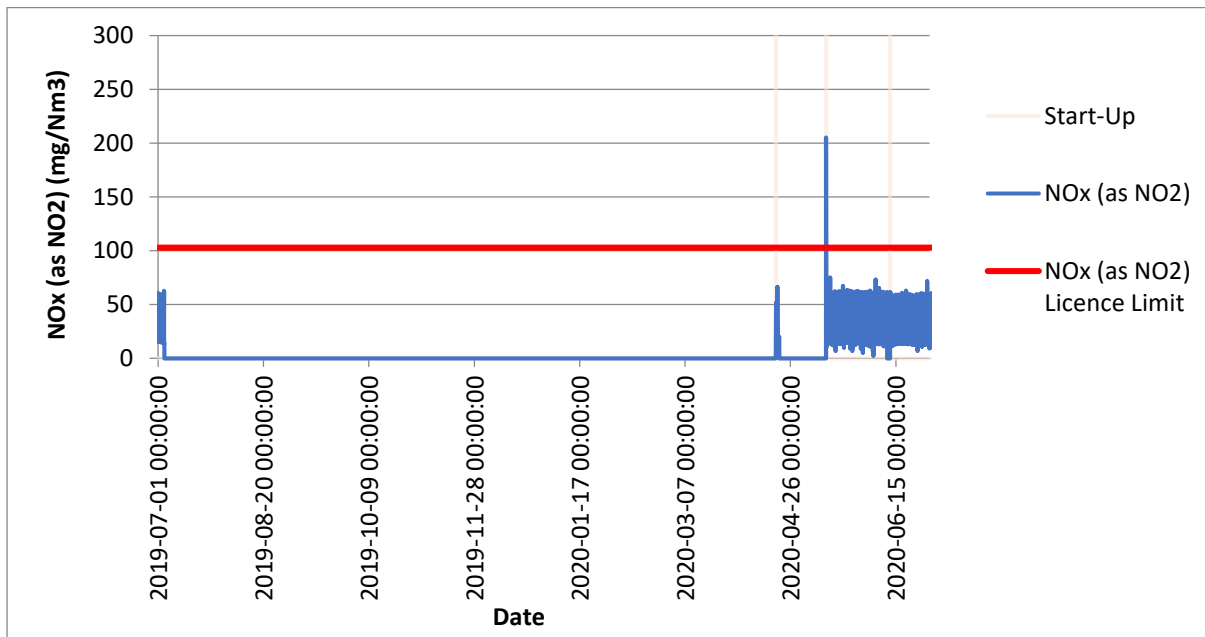
VIC NSW WA QLD

Freecall: 1300 364 005

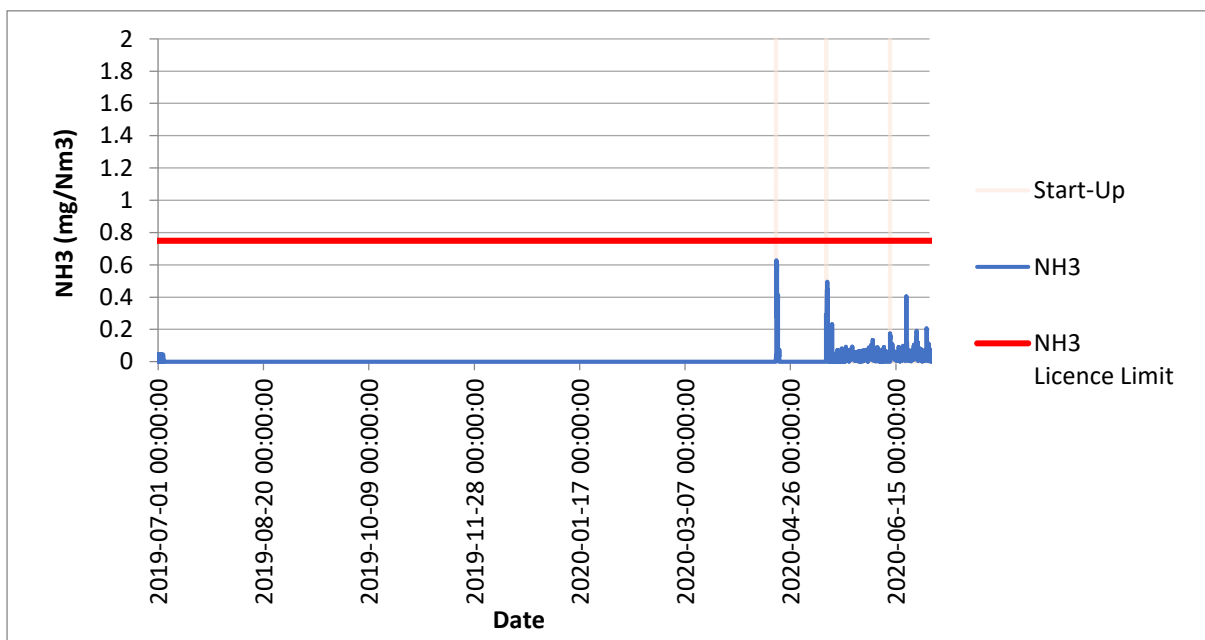
www.ektimo.com.au

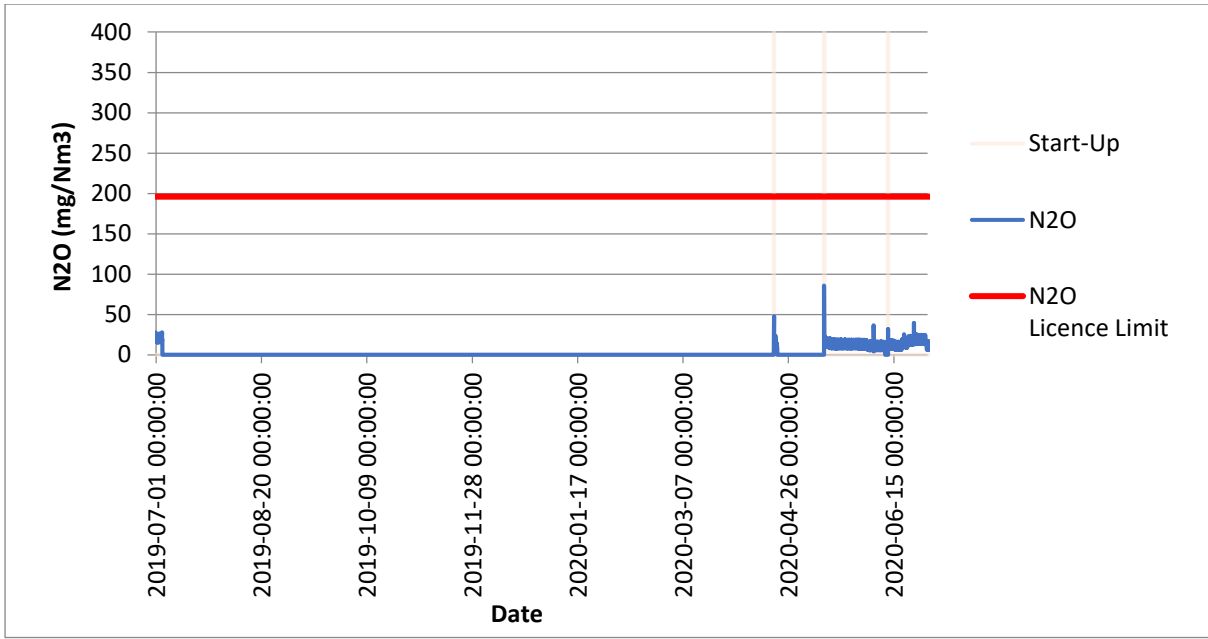
ABN 86 600 381 413

Nitric Acid Stack- CEMS Data



Note: during start-up, normal operational licence limits do not apply (103 mg/m³). A start-up limit of 1,540 mg/m³ is applicable for the first two (2) hours (maximum) of start-up.





Date/Time	Ammonia to burner (yes/no)	Corrected NOx (NO2)	Corrected NH3	Corrected N2O
		mg/m ³	mg/m ³	mg/m ³
2019-07-01 01:00:01	1	16.19	0.00	19.48
2019-07-01 02:00:01	1	16.15	0.00	18.90
2019-07-01 03:00:01	1	16.57	0.00	18.17
2019-07-01 04:00:01	1	16.08	0.00	18.18
2019-07-01 05:00:01	1	16.28	0.00	18.20
2019-07-01 06:00:01	1	16.50	0.00	18.09
2019-07-01 07:00:01	1	15.92	0.00	18.19
2019-07-01 08:00:01	1	16.28	0.00	18.57
2019-07-01 09:00:01	1	16.19	0.01	18.91
2019-07-01 10:00:01	1	16.07	0.00	18.50
2019-07-01 11:00:01	1	15.62	0.05	18.36
2019-07-01 12:00:01	1	15.90	0.00	17.40
2019-07-01 13:00:01	1	16.43	0.00	16.31
2019-07-01 14:00:01	1	15.84	0.00	15.71
2019-07-01 15:00:01	1	15.99	0.00	15.46
2019-07-01 16:00:01	1	16.30	0.00	15.00
2019-07-01 17:00:01	1	16.48	0.00	14.96
2019-07-01 18:00:01	1	16.10	0.00	15.46
2019-07-01 19:00:01	1	58.25	0.00	26.14
2019-07-01 20:00:01	1	16.34	0.00	16.83
2019-07-01 21:00:01	1	17.10	0.00	17.43
2019-07-01 22:00:01	1	15.79	0.00	18.50
2019-07-01 23:00:01	1	15.23	0.00	18.77
2019-07-02 00:00:01	1	16.70	0.00	18.42
2019-07-02 01:00:01	1	16.29	0.00	18.07
2019-07-02 02:00:01	1	15.84	0.00	18.16
2019-07-02 03:00:01	1	15.99	0.00	18.46
2019-07-02 04:00:01	1	15.95	0.00	18.14
2019-07-02 05:00:01	1	15.98	0.00	19.13
2019-07-02 06:00:01	1	16.15	0.02	18.96
2019-07-02 07:00:01	1	16.49	0.00	18.11
2019-07-02 08:00:01	1	15.74	0.00	18.44
2019-07-02 09:00:01	1	16.02	0.00	18.66
2019-07-02 10:00:01	1	15.61	0.00	18.23
2019-07-02 11:00:01	1	15.81	0.05	18.33
2019-07-02 12:00:01	1	15.26	0.00	17.38
2019-07-02 13:00:01	1	16.68	0.00	17.16
2019-07-02 14:00:01	1	18.76	0.00	16.47
2019-07-02 15:00:01	1	16.16	0.00	16.02
2019-07-02 16:00:01	1	17.00	0.00	15.60
2019-07-02 17:00:01	1	16.27	0.00	15.73
2019-07-02 18:00:01	1	14.95	0.00	15.96

Date/Time	Ammonia to burner (yes/no)	Corrected NOx (NO2)	Corrected NH3	Corrected N2O
		mg/m ³	mg/m ³	mg/m ³
2019-07-02 19:00:01	1	59.74	0.00	26.23
2019-07-02 20:00:01	1	16.93	0.00	17.20
2019-07-02 21:00:01	1	17.41	0.00	17.79
2019-07-02 22:00:01	1	17.40	0.00	17.98
2019-07-02 23:00:01	1	16.42	0.01	18.20
2019-07-03 00:00:01	1	16.21	0.00	18.90
2019-07-03 01:00:01	1	16.56	0.00	19.06
2019-07-03 02:00:01	1	16.32	0.00	18.68
2019-07-03 03:00:01	1	16.22	0.00	19.04
2019-07-03 04:00:01	1	16.51	0.00	19.48
2019-07-03 05:00:01	1	17.87	0.00	19.63
2019-07-03 06:00:01	1	17.18	0.01	18.83
2019-07-03 07:00:01	1	15.34	0.01	18.71
2019-07-03 08:00:01	1	16.42	0.00	19.10
2019-07-03 09:00:01	1	16.36	0.00	18.70
2019-07-03 10:00:01	1	16.35	0.00	18.50
2019-07-03 11:00:01	1	16.39	0.05	17.87
2019-07-03 12:00:01	1	14.74	0.00	17.55
2019-07-03 13:00:01	1	18.16	0.00	17.44
2019-07-03 14:00:01	1	15.83	0.00	17.38
2019-07-03 15:00:01	1	15.91	0.01	17.50
2019-07-03 16:00:01	1	16.27	0.00	17.47
2019-07-03 17:00:01	1	16.54	0.00	17.51
2019-07-03 18:00:01	1	14.22	0.00	17.69
2019-07-03 19:00:01	1	62.83	0.00	28.12
2019-07-03 20:00:01	1	13.97	0.00	18.53
2019-07-03 21:00:01	1	14.09	0.00	18.82
2019-07-03 22:00:01	1	14.41	0.00	19.06
2019-07-03 23:00:01	1	13.97	0.00	19.09
2019-07-04 00:00:01	0	0.00	0.00	0.00
2019-07-04 01:00:01	0	0.00	0.00	0.00
2019-07-04 02:00:01	0	0.00	0.00	0.00
2019-07-04 03:00:01	0	0.00	0.00	0.00
2019-07-04 04:00:01	0	0.00	0.00	0.00
2019-07-04 05:00:01	0	0.00	0.00	0.00
2019-07-04 06:00:01	0	0.00	0.00	0.00
2019-07-04 07:00:01	0	0.00	0.00	0.00
2019-07-04 08:00:01	0	0.00	0.00	0.00
2019-07-04 09:00:01	0	0.00	0.00	0.00
2019-07-04 10:00:01	0	0.00	0.00	0.00
2019-07-04 11:00:01	0	0.00	0.00	0.00
2019-07-04 12:00:01	0	0.00	0.00	0.00

Date/Time	Ammonia to burner (yes/no)	Corrected NOx (NO2)	Corrected NH3	Corrected N2O
		mg/m ³	mg/m ³	mg/m ³
2019-07-04 13:00:01	0	0.00	0.00	0.00
2019-07-04 14:00:01	0	0.00	0.00	0.00
2019-07-04 15:00:01	0	0.00	0.00	0.00
2019-07-04 16:00:01	0	0.00	0.00	0.00
2019-07-04 17:00:01	0	0.00	0.00	0.00
2019-07-04 18:00:01	0	0.00	0.00	0.00
2019-07-04 19:00:01	0	0.00	0.00	0.00
2019-07-04 20:00:01	0	0.00	0.00	0.00
2019-07-04 21:00:01	0	0.00	0.00	0.00
2019-07-04 22:00:01	0	0.00	0.00	0.00
2019-07-04 23:00:01	0	0.00	0.00	0.00
2019-07-05 00:00:01	0	0.00	0.00	0.00
2019-07-05 01:00:01	0	0.00	0.00	0.00
2019-07-05 02:00:01	0	0.00	0.00	0.00
2019-07-05 03:00:01	0	0.00	0.00	0.00
2019-07-05 04:00:01	0	0.00	0.00	0.00
2019-07-05 05:00:01	0	0.00	0.00	0.00
2019-07-05 06:00:01	0	0.00	0.00	0.00
2019-07-05 07:00:01	0	0.00	0.00	0.00
2019-07-05 08:00:01	0	0.00	0.00	0.00
2019-07-05 09:00:01	0	0.00	0.00	0.00
2019-07-05 10:00:01	0	0.00	0.00	0.00
2019-07-05 11:00:01	0	0.00	0.00	0.00
2019-07-05 12:00:01	0	0.00	0.00	0.00
2019-07-05 13:00:01	0	0.00	0.00	0.00
2019-07-05 14:00:01	0	0.00	0.00	0.00
2019-07-05 15:00:01	0	0.00	0.00	0.00
2019-07-05 16:00:01	0	0.00	0.00	0.00
2019-07-05 17:00:01	0	0.00	0.00	0.00
2019-07-05 18:00:01	0	0.00	0.00	0.00
2019-07-05 19:00:01	0	0.00	0.00	0.00
2019-07-05 20:00:01	0	0.00	0.00	0.00
2019-07-05 21:00:01	0	0.00	0.00	0.00
2019-07-05 22:00:01	0	0.00	0.00	0.00
2019-07-05 23:00:01	0	0.00	0.00	0.00
2019-07-06 00:00:01	0	0.00	0.00	0.00
2019-07-06 01:00:01	0	0.00	0.00	0.00
2019-07-06 02:00:01	0	0.00	0.00	0.00
2019-07-06 03:00:01	0	0.00	0.00	0.00
2019-07-06 04:00:01	0	0.00	0.00	0.00
2019-07-06 05:00:01	0	0.00	0.00	0.00
2019-07-06 06:00:01	0	0.00	0.00	0.00

Date/Time	Ammonia to burner (yes/no)	Corrected NOx (NO2)	Corrected NH3	Corrected N2O
		mg/m ³	mg/m ³	mg/m ³
2019-07-06 07:00:01	0	0.00	0.00	0.00
2019-07-06 08:00:01	0	0.00	0.00	0.00
2019-07-06 09:00:01	0	0.00	0.00	0.00
2019-07-06 10:00:01	0	0.00	0.00	0.00
2019-07-06 11:00:01	0	0.00	0.00	0.00
2019-07-06 12:00:01	0	0.00	0.00	0.00
2019-07-06 13:00:01	0	0.00	0.00	0.00
2019-07-06 14:00:01	0	0.00	0.00	0.00
2019-07-06 15:00:01	0	0.00	0.00	0.00
2019-07-06 16:00:01	0	0.00	0.00	0.00
2019-07-06 17:00:01	0	0.00	0.00	0.00
2019-07-06 18:00:01	0	0.00	0.00	0.00
2019-07-06 19:00:01	0	0.00	0.00	0.00
2019-07-06 20:00:01	0	0.00	0.00	0.00
2019-07-06 21:00:01	0	0.00	0.00	0.00
2019-07-06 22:00:01	0	0.00	0.00	0.00
2019-07-06 23:00:01	0	0.00	0.00	0.00
2019-07-07 00:00:01	0	0.00	0.00	0.00
2019-07-07 01:00:01	0	0.00	0.00	0.00
2019-07-07 02:00:01	0	0.00	0.00	0.00
2019-07-07 03:00:01	0	0.00	0.00	0.00
2019-07-07 04:00:01	0	0.00	0.00	0.00
2019-07-07 05:00:01	0	0.00	0.00	0.00
2019-07-07 06:00:01	0	0.00	0.00	0.00
2019-07-07 07:00:01	0	0.00	0.00	0.00
2019-07-07 08:00:01	0	0.00	0.00	0.00
2019-07-07 09:00:01	0	0.00	0.00	0.00
2019-07-07 10:00:01	0	0.00	0.00	0.00
2019-07-07 11:00:01	0	0.00	0.00	0.00
2019-07-07 12:00:01	0	0.00	0.00	0.00
2019-07-07 13:00:01	0	0.00	0.00	0.00
2019-07-07 14:00:01	0	0.00	0.00	0.00
2019-07-07 15:00:01	0	0.00	0.00	0.00
2019-07-07 16:00:01	0	0.00	0.00	0.00
2019-07-07 17:00:01	0	0.00	0.00	0.00
2019-07-07 18:00:01	0	0.00	0.00	0.00
2019-07-07 19:00:01	0	0.00	0.00	0.00
2019-07-07 20:00:01	0	0.00	0.00	0.00
2019-07-07 21:00:01	0	0.00	0.00	0.00
2019-07-07 22:00:01	0	0.00	0.00	0.00
2019-07-07 23:00:01	0	0.00	0.00	0.00
2019-07-08 00:00:01	0	0.00	0.00	0.00

Date/Time	Ammonia to burner (yes/no)	Corrected NOx (NO2)	Corrected NH3	Corrected N2O
		mg/m ³	mg/m ³	mg/m ³
2019-07-08 01:00:01	0	0.00	0.00	0.00
2019-07-08 02:00:01	0	0.00	0.00	0.00
2019-07-08 03:00:01	0	0.00	0.00	0.00
2019-07-08 04:00:01	0	0.00	0.00	0.00
2019-07-08 05:00:01	0	0.00	0.00	0.00
2019-07-08 06:00:01	0	0.00	0.00	0.00
2019-07-08 07:00:01	0	0.00	0.00	0.00
2019-07-08 08:00:01	0	0.00	0.00	0.00
2019-07-08 09:00:01	0	0.00	0.00	0.00
2019-07-08 10:00:01	0	0.00	0.00	0.00
2019-07-08 11:00:01	0	0.00	0.00	0.00
2019-07-08 12:00:01	0	0.00	0.00	0.00
2019-07-08 13:00:01	0	0.00	0.00	0.00
2019-07-08 14:00:01	0	0.00	0.00	0.00
2019-07-08 15:00:01	0	0.00	0.00	0.00
2019-07-08 16:00:01	0	0.00	0.00	0.00
2019-07-08 17:00:01	0	0.00	0.00	0.00
2019-07-08 18:00:01	0	0.00	0.00	0.00
2019-07-08 19:00:01	0	0.00	0.00	0.00
2019-07-08 20:00:01	0	0.00	0.00	0.00
2019-07-08 21:00:01	0	0.00	0.00	0.00
2019-07-08 22:00:01	0	0.00	0.00	0.00
2019-07-08 23:00:01	0	0.00	0.00	0.00
2019-07-09 00:00:01	0	0.00	0.00	0.00
2019-07-09 01:00:01	0	0.00	0.00	0.00
2019-07-09 02:00:01	0	0.00	0.00	0.00
2019-07-09 03:00:01	0	0.00	0.00	0.00
2019-07-09 04:00:01	0	0.00	0.00	0.00
2019-07-09 05:00:01	0	0.00	0.00	0.00
2019-07-09 06:00:01	0	0.00	0.00	0.00
2019-07-09 07:00:01	0	0.00	0.00	0.00
2019-07-09 08:00:01	0	0.00	0.00	0.00
2019-07-09 09:00:01	0	0.00	0.00	0.00
2019-07-09 10:00:01	0	0.00	0.00	0.00
2019-07-09 11:00:01	0	0.00	0.00	0.00
2019-07-09 12:00:01	0	0.00	0.00	0.00
2019-07-09 13:00:01	0	0.00	0.00	0.00
2019-07-09 14:00:01	0	0.00	0.00	0.00
2019-07-09 15:00:01	0	0.00	0.00	0.00
2019-07-09 16:00:01	0	0.00	0.00	0.00
2019-07-09 17:00:01	0	0.00	0.00	0.00
2019-07-09 18:00:01	0	0.00	0.00	0.00

Date/Time	Ammonia to burner (yes/no)	Corrected NOx (NO2)	Corrected NH3	Corrected N2O
		mg/m ³	mg/m ³	mg/m ³
2019-07-09 19:00:01	0	0.00	0.00	0.00
2019-07-09 20:00:01	0	0.00	0.00	0.00
2019-07-09 21:00:01	0	0.00	0.00	0.00
2019-07-09 22:00:01	0	0.00	0.00	0.00
2019-07-09 23:00:01	0	0.00	0.00	0.00
2019-07-10 00:00:01	0	0.00	0.00	0.00
2019-07-10 01:00:01	0	0.00	0.00	0.00
2019-07-10 02:00:01	0	0.00	0.00	0.00
2019-07-10 03:00:01	0	0.00	0.00	0.00
2019-07-10 04:00:01	0	0.00	0.00	0.00
2019-07-10 05:00:01	0	0.00	0.00	0.00
2019-07-10 06:00:01	0	0.00	0.00	0.00
2019-07-10 07:00:01	0	0.00	0.00	0.00
2019-07-10 08:00:01	0	0.00	0.00	0.00
2019-07-10 09:00:01	0	0.00	0.00	0.00
2019-07-10 10:00:01	0	0.00	0.00	0.00
2019-07-10 11:00:01	0	0.00	0.00	0.00
2019-07-10 12:00:01	0	0.00	0.00	0.00
2019-07-10 13:00:01	0	0.00	0.00	0.00
2019-07-10 14:00:01	0	0.00	0.00	0.00
2019-07-10 15:00:01	0	0.00	0.00	0.00
2019-07-10 16:00:01	0	0.00	0.00	0.00
2019-07-10 17:00:01	0	0.00	0.00	0.00
2019-07-10 18:00:01	0	0.00	0.00	0.00
2019-07-10 19:00:01	0	0.00	0.00	0.00
2019-07-10 20:00:01	0	0.00	0.00	0.00
2019-07-10 21:00:01	0	0.00	0.00	0.00
2019-07-10 22:00:01	0	0.00	0.00	0.00
2019-07-10 23:00:01	0	0.00	0.00	0.00
2019-07-11 00:00:01	0	0.00	0.00	0.00
2019-07-11 01:00:01	0	0.00	0.00	0.00
2019-07-11 02:00:01	0	0.00	0.00	0.00
2019-07-11 03:00:01	0	0.00	0.00	0.00
2019-07-11 04:00:01	0	0.00	0.00	0.00
2019-07-11 05:00:01	0	0.00	0.00	0.00
2019-07-11 06:00:01	0	0.00	0.00	0.00
2019-07-11 07:00:01	0	0.00	0.00	0.00
2019-07-11 08:00:01	0	0.00	0.00	0.00
2019-07-11 09:00:01	0	0.00	0.00	0.00
2019-07-11 10:00:01	0	0.00	0.00	0.00
2019-07-11 11:00:01	0	0.00	0.00	0.00
2019-07-11 12:00:01	0	0.00	0.00	0.00

Date/Time	Ammonia to burner (yes/no)	Corrected NOx (NO2)	Corrected NH3	Corrected N2O
		mg/m ³	mg/m ³	mg/m ³
2019-07-11 13:00:01	0	0.00	0.00	0.00
2019-07-11 14:00:01	0	0.00	0.00	0.00
2019-07-11 15:00:01	0	0.00	0.00	0.00
2019-07-11 16:00:01	0	0.00	0.00	0.00
2019-07-11 17:00:01	0	0.00	0.00	0.00
2019-07-11 18:00:01	0	0.00	0.00	0.00
2019-07-11 19:00:01	0	0.00	0.00	0.00
2019-07-11 20:00:01	0	0.00	0.00	0.00
2019-07-11 21:00:01	0	0.00	0.00	0.00
2019-07-11 22:00:01	0	0.00	0.00	0.00
2019-07-11 23:00:01	0	0.00	0.00	0.00
2019-07-12 00:00:01	0	0.00	0.00	0.00
2019-07-12 01:00:01	0	0.00	0.00	0.00
2019-07-12 02:00:01	0	0.00	0.00	0.00
2019-07-12 03:00:01	0	0.00	0.00	0.00
2019-07-12 04:00:01	0	0.00	0.00	0.00
2019-07-12 05:00:01	0	0.00	0.00	0.00
2019-07-12 06:00:01	0	0.00	0.00	0.00
2019-07-12 07:00:01	0	0.00	0.00	0.00
2019-07-12 08:00:01	0	0.00	0.00	0.00
2019-07-12 09:00:01	0	0.00	0.00	0.00
2019-07-12 10:00:01	0	0.00	0.00	0.00
2019-07-12 11:00:01	0	0.00	0.00	0.00
2019-07-12 12:00:01	0	0.00	0.00	0.00
2019-07-12 13:00:01	0	0.00	0.00	0.00
2019-07-12 14:00:01	0	0.00	0.00	0.00
2019-07-12 15:00:01	0	0.00	0.00	0.00
2019-07-12 16:00:01	0	0.00	0.00	0.00
2019-07-12 17:00:01	0	0.00	0.00	0.00
2019-07-12 18:00:01	0	0.00	0.00	0.00
2019-07-12 19:00:01	0	0.00	0.00	0.00
2019-07-12 20:00:01	0	0.00	0.00	0.00
2019-07-12 21:00:01	0	0.00	0.00	0.00
2019-07-12 22:00:01	0	0.00	0.00	0.00
2019-07-12 23:00:01	0	0.00	0.00	0.00
2019-07-13 00:00:01	0	0.00	0.00	0.00
2019-07-13 01:00:01	0	0.00	0.00	0.00
2019-07-13 02:00:01	0	0.00	0.00	0.00
2019-07-13 03:00:01	0	0.00	0.00	0.00
2019-07-13 04:00:01	0	0.00	0.00	0.00
2019-07-13 05:00:01	0	0.00	0.00	0.00
2019-07-13 06:00:01	0	0.00	0.00	0.00

Date/Time	Ammonia to burner (yes/no)	Corrected NOx (NO2)	Corrected NH3	Corrected N2O
		mg/m ³	mg/m ³	mg/m ³
2019-07-13 07:00:01	0	0.00	0.00	0.00
2019-07-13 08:00:01	0	0.00	0.00	0.00
2019-07-13 09:00:01	0	0.00	0.00	0.00
2019-07-13 10:00:01	0	0.00	0.00	0.00
2019-07-13 11:00:01	0	0.00	0.00	0.00
2019-07-13 12:00:01	0	0.00	0.00	0.00
2019-07-13 13:00:01	0	0.00	0.00	0.00
2019-07-13 14:00:01	0	0.00	0.00	0.00
2019-07-13 15:00:01	0	0.00	0.00	0.00
2019-07-13 16:00:01	0	0.00	0.00	0.00
2019-07-13 17:00:01	0	0.00	0.00	0.00
2019-07-13 18:00:01	0	0.00	0.00	0.00
2019-07-13 19:00:01	0	0.00	0.00	0.00
2019-07-13 20:00:01	0	0.00	0.00	0.00
2019-07-13 21:00:01	0	0.00	0.00	0.00
2019-07-13 22:00:01	0	0.00	0.00	0.00
2019-07-13 23:00:01	0	0.00	0.00	0.00
2019-07-14 00:00:01	0	0.00	0.00	0.00
2019-07-14 01:00:01	0	0.00	0.00	0.00
2019-07-14 02:00:01	0	0.00	0.00	0.00
2019-07-14 03:00:01	0	0.00	0.00	0.00
2019-07-14 04:00:01	0	0.00	0.00	0.00
2019-07-14 05:00:01	0	0.00	0.00	0.00
2019-07-14 06:00:01	0	0.00	0.00	0.00
2019-07-14 07:00:01	0	0.00	0.00	0.00
2019-07-14 08:00:01	0	0.00	0.00	0.00
2019-07-14 09:00:01	0	0.00	0.00	0.00
2019-07-14 10:00:01	0	0.00	0.00	0.00
2019-07-14 11:00:01	0	0.00	0.00	0.00
2019-07-14 12:00:01	0	0.00	0.00	0.00
2019-07-14 13:00:01	0	0.00	0.00	0.00
2019-07-14 14:00:01	0	0.00	0.00	0.00
2019-07-14 15:00:01	0	0.00	0.00	0.00
2019-07-14 16:00:01	0	0.00	0.00	0.00
2019-07-14 17:00:01	0	0.00	0.00	0.00
2019-07-14 18:00:01	0	0.00	0.00	0.00
2019-07-14 19:00:01	0	0.00	0.00	0.00
2019-07-14 20:00:01	0	0.00	0.00	0.00
2019-07-14 21:00:01	0	0.00	0.00	0.00
2019-07-14 22:00:01	0	0.00	0.00	0.00
2019-07-14 23:00:01	0	0.00	0.00	0.00
2019-07-15 00:00:01	0	0.00	0.00	0.00

Date/Time	Ammonia to burner (yes/no)	Corrected NOx (NO2)	Corrected NH3	Corrected N2O
		mg/m ³	mg/m ³	mg/m ³
2019-07-15 01:00:01	0	0.00	0.00	0.00
2019-07-15 02:00:01	0	0.00	0.00	0.00
2019-07-15 03:00:01	0	0.00	0.00	0.00
2019-07-15 04:00:01	0	0.00	0.00	0.00
2019-07-15 05:00:01	0	0.00	0.00	0.00
2019-07-15 06:00:01	0	0.00	0.00	0.00
2019-07-15 07:00:01	0	0.00	0.00	0.00
2019-07-15 08:00:01	0	0.00	0.00	0.00
2019-07-15 09:00:01	0	0.00	0.00	0.00
2019-07-15 10:00:01	0	0.00	0.00	0.00
2019-07-15 11:00:01	0	0.00	0.00	0.00
2019-07-15 12:00:01	0	0.00	0.00	0.00
2019-07-15 13:00:01	0	0.00	0.00	0.00
2019-07-15 14:00:01	0	0.00	0.00	0.00
2019-07-15 15:00:01	0	0.00	0.00	0.00
2019-07-15 16:00:01	0	0.00	0.00	0.00
2019-07-15 17:00:01	0	0.00	0.00	0.00
2019-07-15 18:00:01	0	0.00	0.00	0.00
2019-07-15 19:00:01	0	0.00	0.00	0.00
2019-07-15 20:00:01	0	0.00	0.00	0.00
2019-07-15 21:00:01	0	0.00	0.00	0.00
2019-07-15 22:00:01	0	0.00	0.00	0.00
2019-07-15 23:00:01	0	0.00	0.00	0.00
2019-07-16 00:00:01	0	0.00	0.00	0.00
2019-07-16 01:00:01	0	0.00	0.00	0.00
2019-07-16 02:00:01	0	0.00	0.00	0.00
2019-07-16 03:00:01	0	0.00	0.00	0.00
2019-07-16 04:00:01	0	0.00	0.00	0.00
2019-07-16 05:00:01	0	0.00	0.00	0.00
2019-07-16 06:00:01	0	0.00	0.00	0.00
2019-07-16 07:00:01	0	0.00	0.00	0.00
2019-07-16 08:00:01	0	0.00	0.00	0.00
2019-07-16 09:00:01	0	0.00	0.00	0.00
2019-07-16 10:00:01	0	0.00	0.00	0.00
2019-07-16 11:00:01	0	0.00	0.00	0.00
2019-07-16 12:00:01	0	0.00	0.00	0.00
2019-07-16 13:00:01	0	0.00	0.00	0.00
2019-07-16 14:00:01	0	0.00	0.00	0.00
2019-07-16 15:00:01	0	0.00	0.00	0.00
2019-07-16 16:00:01	0	0.00	0.00	0.00
2019-07-16 17:00:01	0	0.00	0.00	0.00
2019-07-16 18:00:01	0	0.00	0.00	0.00

Date/Time	Ammonia to burner (yes/no)	Corrected NOx (NO2)	Corrected NH3	Corrected N2O
		mg/m ³	mg/m ³	mg/m ³
2019-07-16 19:00:01	0	0.00	0.00	0.00
2019-07-16 20:00:01	0	0.00	0.00	0.00
2019-07-16 21:00:01	0	0.00	0.00	0.00
2019-07-16 22:00:01	0	0.00	0.00	0.00
2019-07-16 23:00:01	0	0.00	0.00	0.00
2019-07-17 00:00:01	0	0.00	0.00	0.00
2019-07-17 01:00:01	0	0.00	0.00	0.00
2019-07-17 02:00:01	0	0.00	0.00	0.00
2019-07-17 03:00:01	0	0.00	0.00	0.00
2019-07-17 04:00:01	0	0.00	0.00	0.00
2019-07-17 05:00:01	0	0.00	0.00	0.00
2019-07-17 06:00:01	0	0.00	0.00	0.00
2019-07-17 07:00:01	0	0.00	0.00	0.00
2019-07-17 08:00:01	0	0.00	0.00	0.00
2019-07-17 09:00:01	0	0.00	0.00	0.00
2019-07-17 10:00:01	0	0.00	0.00	0.00
2019-07-17 11:00:01	0	0.00	0.00	0.00
2019-07-17 12:00:01	0	0.00	0.00	0.00
2019-07-17 13:00:01	0	0.00	0.00	0.00
2019-07-17 14:00:01	0	0.00	0.00	0.00
2019-07-17 15:00:01	0	0.00	0.00	0.00
2019-07-17 16:00:01	0	0.00	0.00	0.00
2019-07-17 17:00:01	0	0.00	0.00	0.00
2019-07-17 18:00:01	0	0.00	0.00	0.00
2019-07-17 19:00:01	0	0.00	0.00	0.00
2019-07-17 20:00:01	0	0.00	0.00	0.00
2019-07-17 21:00:01	0	0.00	0.00	0.00
2019-07-17 22:00:01	0	0.00	0.00	0.00
2019-07-17 23:00:01	0	0.00	0.00	0.00
2019-07-18 00:00:01	0	0.00	0.00	0.00
2019-07-18 01:00:01	0	0.00	0.00	0.00
2019-07-18 02:00:01	0	0.00	0.00	0.00
2019-07-18 03:00:01	0	0.00	0.00	0.00
2019-07-18 04:00:01	0	0.00	0.00	0.00
2019-07-18 05:00:01	0	0.00	0.00	0.00
2019-07-18 06:00:01	0	0.00	0.00	0.00
2019-07-18 07:00:01	0	0.00	0.00	0.00
2019-07-18 08:00:01	0	0.00	0.00	0.00
2019-07-18 09:00:01	0	0.00	0.00	0.00
2019-07-18 10:00:01	0	0.00	0.00	0.00
2019-07-18 11:00:01	0	0.00	0.00	0.00
2019-07-18 12:00:01	0	0.00	0.00	0.00

Date/Time	Ammonia to burner (yes/no)	Corrected NOx (NO2)	Corrected NH3	Corrected N2O
		mg/m ³	mg/m ³	mg/m ³
2019-07-18 13:00:01	0	0.00	0.00	0.00
2019-07-18 14:00:01	0	0.00	0.00	0.00
2019-07-18 15:00:01	0	0.00	0.00	0.00
2019-07-18 16:00:01	0	0.00	0.00	0.00
2019-07-18 17:00:01	0	0.00	0.00	0.00
2019-07-18 18:00:01	0	0.00	0.00	0.00
2019-07-18 19:00:01	0	0.00	0.00	0.00
2019-07-18 20:00:01	0	0.00	0.00	0.00
2019-07-18 21:00:01	0	0.00	0.00	0.00
2019-07-18 22:00:01	0	0.00	0.00	0.00
2019-07-18 23:00:01	0	0.00	0.00	0.00
2019-07-19 00:00:01	0	0.00	0.00	0.00
2019-07-19 01:00:01	0	0.00	0.00	0.00
2019-07-19 02:00:01	0	0.00	0.00	0.00
2019-07-19 03:00:01	0	0.00	0.00	0.00
2019-07-19 04:00:01	0	0.00	0.00	0.00
2019-07-19 05:00:01	0	0.00	0.00	0.00
2019-07-19 06:00:01	0	0.00	0.00	0.00
2019-07-19 07:00:01	0	0.00	0.00	0.00
2019-07-19 08:00:01	0	0.00	0.00	0.00
2019-07-19 09:00:01	0	0.00	0.00	0.00
2019-07-19 10:00:01	0	0.00	0.00	0.00
2019-07-19 11:00:01	0	0.00	0.00	0.00
2019-07-19 12:00:01	0	0.00	0.00	0.00
2019-07-19 13:00:01	0	0.00	0.00	0.00
2019-07-19 14:00:01	0	0.00	0.00	0.00
2019-07-19 15:00:01	0	0.00	0.00	0.00
2019-07-19 16:00:01	0	0.00	0.00	0.00
2019-07-19 17:00:01	0	0.00	0.00	0.00
2019-07-19 18:00:01	0	0.00	0.00	0.00
2019-07-19 19:00:01	0	0.00	0.00	0.00
2019-07-19 20:00:01	0	0.00	0.00	0.00
2019-07-19 21:00:01	0	0.00	0.00	0.00
2019-07-19 22:00:01	0	0.00	0.00	0.00
2019-07-19 23:00:01	0	0.00	0.00	0.00
2019-07-20 00:00:01	0	0.00	0.00	0.00
2019-07-20 01:00:01	0	0.00	0.00	0.00
2019-07-20 02:00:01	0	0.00	0.00	0.00
2019-07-20 03:00:01	0	0.00	0.00	0.00
2019-07-20 04:00:01	0	0.00	0.00	0.00
2019-07-20 05:00:01	0	0.00	0.00	0.00
2019-07-20 06:00:01	0	0.00	0.00	0.00

Date/Time	Ammonia to burner (yes/no)	Corrected NOx (NO2)	Corrected NH3	Corrected N2O
		mg/m ³	mg/m ³	mg/m ³
2019-07-20 07:00:01	0	0.00	0.00	0.00
2019-07-20 08:00:01	0	0.00	0.00	0.00
2019-07-20 09:00:01	0	0.00	0.00	0.00
2019-07-20 10:00:01	0	0.00	0.00	0.00
2019-07-20 11:00:01	0	0.00	0.00	0.00
2019-07-20 12:00:01	0	0.00	0.00	0.00
2019-07-20 13:00:01	0	0.00	0.00	0.00
2019-07-20 14:00:01	0	0.00	0.00	0.00
2019-07-20 15:00:01	0	0.00	0.00	0.00
2019-07-20 16:00:01	0	0.00	0.00	0.00
2019-07-20 17:00:01	0	0.00	0.00	0.00
2019-07-20 18:00:01	0	0.00	0.00	0.00
2019-07-20 19:00:01	0	0.00	0.00	0.00
2019-07-20 20:00:01	0	0.00	0.00	0.00
2019-07-20 21:00:01	0	0.00	0.00	0.00
2019-07-20 22:00:01	0	0.00	0.00	0.00
2019-07-20 23:00:01	0	0.00	0.00	0.00
2019-07-21 00:00:01	0	0.00	0.00	0.00
2019-07-21 01:00:01	0	0.00	0.00	0.00
2019-07-21 02:00:01	0	0.00	0.00	0.00
2019-07-21 03:00:01	0	0.00	0.00	0.00
2019-07-21 04:00:01	0	0.00	0.00	0.00
2019-07-21 05:00:01	0	0.00	0.00	0.00
2019-07-21 06:00:01	0	0.00	0.00	0.00
2019-07-21 07:00:01	0	0.00	0.00	0.00
2019-07-21 08:00:01	0	0.00	0.00	0.00
2019-07-21 09:00:01	0	0.00	0.00	0.00
2019-07-21 10:00:01	0	0.00	0.00	0.00
2019-07-21 11:00:01	0	0.00	0.00	0.00
2019-07-21 12:00:01	0	0.00	0.00	0.00
2019-07-21 13:00:01	0	0.00	0.00	0.00
2019-07-21 14:00:01	0	0.00	0.00	0.00
2019-07-21 15:00:01	0	0.00	0.00	0.00
2019-07-21 16:00:01	0	0.00	0.00	0.00
2019-07-21 17:00:01	0	0.00	0.00	0.00
2019-07-21 18:00:01	0	0.00	0.00	0.00
2019-07-21 19:00:01	0	0.00	0.00	0.00
2019-07-21 20:00:01	0	0.00	0.00	0.00
2019-07-21 21:00:01	0	0.00	0.00	0.00
2019-07-21 22:00:01	0	0.00	0.00	0.00
2019-07-21 23:00:01	0	0.00	0.00	0.00
2019-07-22 00:00:01	0	0.00	0.00	0.00

Date/Time	Ammonia to burner (yes/no)	Corrected NOx (NO2)	Corrected NH3	Corrected N2O
		mg/m ³	mg/m ³	mg/m ³
2019-07-22 01:00:01	0	0.00	0.00	0.00
2019-07-22 02:00:01	0	0.00	0.00	0.00
2019-07-22 03:00:01	0	0.00	0.00	0.00
2019-07-22 04:00:01	0	0.00	0.00	0.00
2019-07-22 05:00:01	0	0.00	0.00	0.00
2019-07-22 06:00:01	0	0.00	0.00	0.00
2019-07-22 07:00:01	0	0.00	0.00	0.00
2019-07-22 08:00:01	0	0.00	0.00	0.00
2019-07-22 09:00:01	0	0.00	0.00	0.00
2019-07-22 10:00:01	0	0.00	0.00	0.00
2019-07-22 11:00:01	0	0.00	0.00	0.00
2019-07-22 12:00:01	0	0.00	0.00	0.00
2019-07-22 13:00:01	0	0.00	0.00	0.00
2019-07-22 14:00:01	0	0.00	0.00	0.00
2019-07-22 15:00:01	0	0.00	0.00	0.00
2019-07-22 16:00:01	0	0.00	0.00	0.00
2019-07-22 17:00:01	0	0.00	0.00	0.00
2019-07-22 18:00:01	0	0.00	0.00	0.00
2019-07-22 19:00:01	0	0.00	0.00	0.00
2019-07-22 20:00:01	0	0.00	0.00	0.00
2019-07-22 21:00:01	0	0.00	0.00	0.00
2019-07-22 22:00:01	0	0.00	0.00	0.00
2019-07-22 23:00:01	0	0.00	0.00	0.00
2019-07-23 00:00:01	0	0.00	0.00	0.00
2019-07-23 01:00:01	0	0.00	0.00	0.00
2019-07-23 02:00:01	0	0.00	0.00	0.00
2019-07-23 03:00:01	0	0.00	0.00	0.00
2019-07-23 04:00:01	0	0.00	0.00	0.00
2019-07-23 05:00:01	0	0.00	0.00	0.00
2019-07-23 06:00:01	0	0.00	0.00	0.00
2019-07-23 07:00:01	0	0.00	0.00	0.00
2019-07-23 08:00:01	0	0.00	0.00	0.00
2019-07-23 09:00:01	0	0.00	0.00	0.00
2019-07-23 10:00:01	0	0.00	0.00	0.00
2019-07-23 11:00:01	0	0.00	0.00	0.00
2019-07-23 12:00:01	0	0.00	0.00	0.00
2019-07-23 13:00:01	0	0.00	0.00	0.00
2019-07-23 14:00:01	0	0.00	0.00	0.00
2019-07-23 15:00:01	0	0.00	0.00	0.00
2019-07-23 16:00:01	0	0.00	0.00	0.00
2019-07-23 17:00:01	0	0.00	0.00	0.00
2019-07-23 18:00:01	0	0.00	0.00	0.00

Date/Time	Ammonia to burner (yes/no)	Corrected NOx (NO2)	Corrected NH3	Corrected N2O
		mg/m ³	mg/m ³	mg/m ³
2019-07-23 19:00:01	0	0.00	0.00	0.00
2019-07-23 20:00:01	0	0.00	0.00	0.00
2019-07-23 21:00:01	0	0.00	0.00	0.00
2019-07-23 22:00:01	0	0.00	0.00	0.00
2019-07-23 23:00:01	0	0.00	0.00	0.00
2019-07-24 00:00:01	0	0.00	0.00	0.00
2019-07-24 01:00:01	0	0.00	0.00	0.00
2019-07-24 02:00:01	0	0.00	0.00	0.00
2019-07-24 03:00:01	0	0.00	0.00	0.00
2019-07-24 04:00:01	0	0.00	0.00	0.00
2019-07-24 05:00:01	0	0.00	0.00	0.00
2019-07-24 06:00:01	0	0.00	0.00	0.00
2019-07-24 07:00:01	0	0.00	0.00	0.00
2019-07-24 08:00:01	0	0.00	0.00	0.00
2019-07-24 09:00:01	0	0.00	0.00	0.00
2019-07-24 10:00:01	0	0.00	0.00	0.00
2019-07-24 11:00:01	0	0.00	0.00	0.00
2019-07-24 12:00:01	0	0.00	0.00	0.00
2019-07-24 13:00:01	0	0.00	0.00	0.00
2019-07-24 14:00:01	0	0.00	0.00	0.00
2019-07-24 15:00:01	0	0.00	0.00	0.00
2019-07-24 16:00:01	0	0.00	0.00	0.00
2019-07-24 17:00:01	0	0.00	0.00	0.00
2019-07-24 18:00:01	0	0.00	0.00	0.00
2019-07-24 19:00:01	0	0.00	0.00	0.00
2019-07-24 20:00:01	0	0.00	0.00	0.00
2019-07-24 21:00:01	0	0.00	0.00	0.00
2019-07-24 22:00:01	0	0.00	0.00	0.00
2019-07-24 23:00:01	0	0.00	0.00	0.00
2019-07-25 00:00:01	0	0.00	0.00	0.00
2019-07-25 01:00:01	0	0.00	0.00	0.00
2019-07-25 02:00:01	0	0.00	0.00	0.00
2019-07-25 03:00:01	0	0.00	0.00	0.00
2019-07-25 04:00:01	0	0.00	0.00	0.00
2019-07-25 05:00:01	0	0.00	0.00	0.00
2019-07-25 06:00:01	0	0.00	0.00	0.00
2019-07-25 07:00:01	0	0.00	0.00	0.00
2019-07-25 08:00:01	0	0.00	0.00	0.00
2019-07-25 09:00:01	0	0.00	0.00	0.00
2019-07-25 10:00:01	0	0.00	0.00	0.00
2019-07-25 11:00:01	0	0.00	0.00	0.00
2019-07-25 12:00:01	0	0.00	0.00	0.00

Date/Time	Ammonia to burner (yes/no)	Corrected NOx (NO2)	Corrected NH3	Corrected N2O
		mg/m ³	mg/m ³	mg/m ³
2019-07-25 13:00:01	0	0.00	0.00	0.00
2019-07-25 14:00:01	0	0.00	0.00	0.00
2019-07-25 15:00:01	0	0.00	0.00	0.00
2019-07-25 16:00:01	0	0.00	0.00	0.00
2019-07-25 17:00:01	0	0.00	0.00	0.00
2019-07-25 18:00:01	0	0.00	0.00	0.00
2019-07-25 19:00:01	0	0.00	0.00	0.00
2019-07-25 20:00:01	0	0.00	0.00	0.00
2019-07-25 21:00:01	0	0.00	0.00	0.00
2019-07-25 22:00:01	0	0.00	0.00	0.00
2019-07-25 23:00:01	0	0.00	0.00	0.00
2019-07-26 00:00:01	0	0.00	0.00	0.00
2019-07-26 01:00:01	0	0.00	0.00	0.00
2019-07-26 02:00:01	0	0.00	0.00	0.00
2019-07-26 03:00:01	0	0.00	0.00	0.00
2019-07-26 04:00:01	0	0.00	0.00	0.00
2019-07-26 05:00:01	0	0.00	0.00	0.00
2019-07-26 06:00:01	0	0.00	0.00	0.00
2019-07-26 07:00:01	0	0.00	0.00	0.00
2019-07-26 08:00:01	0	0.00	0.00	0.00
2019-07-26 09:00:01	0	0.00	0.00	0.00
2019-07-26 10:00:01	0	0.00	0.00	0.00
2019-07-26 11:00:01	0	0.00	0.00	0.00
2019-07-26 12:00:01	0	0.00	0.00	0.00
2019-07-26 13:00:01	0	0.00	0.00	0.00
2019-07-26 14:00:01	0	0.00	0.00	0.00
2019-07-26 15:00:01	0	0.00	0.00	0.00
2019-07-26 16:00:01	0	0.00	0.00	0.00
2019-07-26 17:00:01	0	0.00	0.00	0.00
2019-07-26 18:00:01	0	0.00	0.00	0.00
2019-07-26 19:00:01	0	0.00	0.00	0.00
2019-07-26 20:00:01	0	0.00	0.00	0.00
2019-07-26 21:00:01	0	0.00	0.00	0.00
2019-07-26 22:00:01	0	0.00	0.00	0.00
2019-07-26 23:00:01	0	0.00	0.00	0.00
2019-07-27 00:00:01	0	0.00	0.00	0.00
2019-07-27 01:00:01	0	0.00	0.00	0.00
2019-07-27 02:00:01	0	0.00	0.00	0.00
2019-07-27 03:00:01	0	0.00	0.00	0.00
2019-07-27 04:00:01	0	0.00	0.00	0.00
2019-07-27 05:00:01	0	0.00	0.00	0.00
2019-07-27 06:00:01	0	0.00	0.00	0.00

Date/Time	Ammonia to burner (yes/no)	Corrected NOx (NO2)	Corrected NH3	Corrected N2O
		mg/m ³	mg/m ³	mg/m ³
2019-07-27 07:00:01	0	0.00	0.00	0.00
2019-07-27 08:00:01	0	0.00	0.00	0.00
2019-07-27 09:00:01	0	0.00	0.00	0.00
2019-07-27 10:00:01	0	0.00	0.00	0.00
2019-07-27 11:00:01	0	0.00	0.00	0.00
2019-07-27 12:00:01	0	0.00	0.00	0.00
2019-07-27 13:00:01	0	0.00	0.00	0.00
2019-07-27 14:00:01	0	0.00	0.00	0.00
2019-07-27 15:00:01	0	0.00	0.00	0.00
2019-07-27 16:00:01	0	0.00	0.00	0.00
2019-07-27 17:00:01	0	0.00	0.00	0.00
2019-07-27 18:00:01	0	0.00	0.00	0.00
2019-07-27 19:00:01	0	0.00	0.00	0.00
2019-07-27 20:00:01	0	0.00	0.00	0.00
2019-07-27 21:00:01	0	0.00	0.00	0.00
2019-07-27 22:00:01	0	0.00	0.00	0.00
2019-07-27 23:00:01	0	0.00	0.00	0.00
2019-07-28 00:00:01	0	0.00	0.00	0.00
2019-07-28 01:00:01	0	0.00	0.00	0.00
2019-07-28 02:00:01	0	0.00	0.00	0.00
2019-07-28 03:00:01	0	0.00	0.00	0.00
2019-07-28 04:00:01	0	0.00	0.00	0.00
2019-07-28 05:00:01	0	0.00	0.00	0.00
2019-07-28 06:00:01	0	0.00	0.00	0.00
2019-07-28 07:00:01	0	0.00	0.00	0.00
2019-07-28 08:00:01	0	0.00	0.00	0.00
2019-07-28 09:00:01	0	0.00	0.00	0.00
2019-07-28 10:00:01	0	0.00	0.00	0.00
2019-07-28 11:00:01	0	0.00	0.00	0.00
2019-07-28 12:00:01	0	0.00	0.00	0.00
2019-07-28 13:00:01	0	0.00	0.00	0.00
2019-07-28 14:00:01	0	0.00	0.00	0.00
2019-07-28 15:00:01	0	0.00	0.00	0.00
2019-07-28 16:00:01	0	0.00	0.00	0.00
2019-07-28 17:00:01	0	0.00	0.00	0.00
2019-07-28 18:00:01	0	0.00	0.00	0.00
2019-07-28 19:00:01	0	0.00	0.00	0.00
2019-07-28 20:00:01	0	0.00	0.00	0.00
2019-07-28 21:00:01	0	0.00	0.00	0.00
2019-07-28 22:00:01	0	0.00	0.00	0.00
2019-07-28 23:00:01	0	0.00	0.00	0.00
2019-07-29 00:00:01	0	0.00	0.00	0.00

Date/Time	Ammonia to burner (yes/no)	Corrected NOx (NO2)	Corrected NH3	Corrected N2O
		mg/m ³	mg/m ³	mg/m ³
2019-07-29 01:00:01	0	0.00	0.00	0.00
2019-07-29 02:00:01	0	0.00	0.00	0.00
2019-07-29 03:00:01	0	0.00	0.00	0.00
2019-07-29 04:00:01	0	0.00	0.00	0.00
2019-07-29 05:00:01	0	0.00	0.00	0.00
2019-07-29 06:00:01	0	0.00	0.00	0.00
2019-07-29 07:00:01	0	0.00	0.00	0.00
2019-07-29 08:00:01	0	0.00	0.00	0.00
2019-07-29 09:00:01	0	0.00	0.00	0.00
2019-07-29 10:00:01	0	0.00	0.00	0.00
2019-07-29 11:00:01	0	0.00	0.00	0.00
2019-07-29 12:00:01	0	0.00	0.00	0.00
2019-07-29 13:00:01	0	0.00	0.00	0.00
2019-07-29 14:00:01	0	0.00	0.00	0.00
2019-07-29 15:00:01	0	0.00	0.00	0.00
2019-07-29 16:00:01	0	0.00	0.00	0.00
2019-07-29 17:00:01	0	0.00	0.00	0.00
2019-07-29 18:00:01	0	0.00	0.00	0.00
2019-07-29 19:00:01	0	0.00	0.00	0.00
2019-07-29 20:00:01	0	0.00	0.00	0.00
2019-07-29 21:00:01	0	0.00	0.00	0.00
2019-07-29 22:00:01	0	0.00	0.00	0.00
2019-07-29 23:00:01	0	0.00	0.00	0.00
2019-07-30 00:00:01	0	0.00	0.00	0.00
2019-07-30 01:00:01	0	0.00	0.00	0.00
2019-07-30 02:00:01	0	0.00	0.00	0.00
2019-07-30 03:00:01	0	0.00	0.00	0.00
2019-07-30 04:00:01	0	0.00	0.00	0.00
2019-07-30 05:00:01	0	0.00	0.00	0.00
2019-07-30 06:00:01	0	0.00	0.00	0.00
2019-07-30 07:00:01	0	0.00	0.00	0.00
2019-07-30 08:00:01	0	0.00	0.00	0.00
2019-07-30 09:00:01	0	0.00	0.00	0.00
2019-07-30 10:00:01	0	0.00	0.00	0.00
2019-07-30 11:00:01	0	0.00	0.00	0.00
2019-07-30 12:00:01	0	0.00	0.00	0.00
2019-07-30 13:00:01	0	0.00	0.00	0.00
2019-07-30 14:00:01	0	0.00	0.00	0.00
2019-07-30 15:00:01	0	0.00	0.00	0.00
2019-07-30 16:00:01	0	0.00	0.00	0.00
2019-07-30 17:00:01	0	0.00	0.00	0.00
2019-07-30 18:00:01	0	0.00	0.00	0.00

Date/Time	Ammonia to burner (yes/no)	Corrected NOx (NO2)	Corrected NH3	Corrected N2O
		mg/m ³	mg/m ³	mg/m ³
2019-07-30 19:00:01	0	0.00	0.00	0.00
2019-07-30 20:00:01	0	0.00	0.00	0.00
2019-07-30 21:00:01	0	0.00	0.00	0.00
2019-07-30 22:00:01	0	0.00	0.00	0.00
2019-07-30 23:00:01	0	0.00	0.00	0.00
2019-07-31 00:00:01	0	0.00	0.00	0.00
2019-07-31 01:00:01	0	0.00	0.00	0.00
2019-07-31 02:00:01	0	0.00	0.00	0.00
2019-07-31 03:00:01	0	0.00	0.00	0.00
2019-07-31 04:00:01	0	0.00	0.00	0.00
2019-07-31 05:00:01	0	0.00	0.00	0.00
2019-07-31 06:00:01	0	0.00	0.00	0.00
2019-07-31 07:00:01	0	0.00	0.00	0.00
2019-07-31 08:00:01	0	0.00	0.00	0.00
2019-07-31 09:00:01	0	0.00	0.00	0.00
2019-07-31 10:00:01	0	0.00	0.00	0.00
2019-07-31 11:00:01	0	0.00	0.00	0.00
2019-07-31 12:00:01	0	0.00	0.00	0.00
2019-07-31 13:00:01	0	0.00	0.00	0.00
2019-07-31 14:00:01	0	0.00	0.00	0.00
2019-07-31 15:00:01	0	0.00	0.00	0.00
2019-07-31 16:00:01	0	0.00	0.00	0.00
2019-07-31 17:00:01	0	0.00	0.00	0.00
2019-07-31 18:00:01	0	0.00	0.00	0.00
2019-07-31 19:00:01	0	0.00	0.00	0.00
2019-07-31 20:00:01	0	0.00	0.00	0.00
2019-07-31 21:00:01	0	0.00	0.00	0.00
2019-07-31 22:00:01	0	0.00	0.00	0.00
2019-07-31 23:00:01	0	0.00	0.00	0.00
2019-08-01 00:00:01	0	0.00	0.00	0.00
2019-08-01 01:00:01	0	0.00	0.00	0.00
2019-08-01 02:00:01	0	0.00	0.00	0.00
2019-08-01 03:00:01	0	0.00	0.00	0.00
2019-08-01 04:00:01	0	0.00	0.00	0.00
2019-08-01 05:00:01	0	0.00	0.00	0.00
2019-08-01 06:00:01	0	0.00	0.00	0.00
2019-08-01 07:00:01	0	0.00	0.00	0.00
2019-08-01 08:00:01	0	0.00	0.00	0.00
2019-08-01 09:00:01	0	0.00	0.00	0.00
2019-08-01 10:00:01	0	0.00	0.00	0.00
2019-08-01 11:00:01	0	0.00	0.00	0.00
2019-08-01 12:00:01	0	0.00	0.00	0.00

Date/Time	Ammonia to burner (yes/no)	Corrected NOx (NO2)	Corrected NH3	Corrected N2O
		mg/m ³	mg/m ³	mg/m ³
2019-08-01 13:00:01	0	0.00	0.00	0.00
2019-08-01 14:00:01	0	0.00	0.00	0.00
2019-08-01 15:00:01	0	0.00	0.00	0.00
2019-08-01 16:00:01	0	0.00	0.00	0.00
2019-08-01 17:00:01	0	0.00	0.00	0.00
2019-08-01 18:00:01	0	0.00	0.00	0.00
2019-08-01 19:00:01	0	0.00	0.00	0.00
2019-08-01 20:00:01	0	0.00	0.00	0.00
2019-08-01 21:00:01	0	0.00	0.00	0.00
2019-08-01 22:00:01	0	0.00	0.00	0.00
2019-08-01 23:00:01	0	0.00	0.00	0.00
2019-08-02 00:00:01	0	0.00	0.00	0.00
2019-08-02 01:00:01	0	0.00	0.00	0.00
2019-08-02 02:00:01	0	0.00	0.00	0.00
2019-08-02 03:00:01	0	0.00	0.00	0.00
2019-08-02 04:00:01	0	0.00	0.00	0.00
2019-08-02 05:00:01	0	0.00	0.00	0.00
2019-08-02 06:00:01	0	0.00	0.00	0.00
2019-08-02 07:00:01	0	0.00	0.00	0.00
2019-08-02 08:00:01	0	0.00	0.00	0.00
2019-08-02 09:00:01	0	0.00	0.00	0.00
2019-08-02 10:00:01	0	0.00	0.00	0.00
2019-08-02 11:00:01	0	0.00	0.00	0.00
2019-08-02 12:00:01	0	0.00	0.00	0.00
2019-08-02 13:00:01	0	0.00	0.00	0.00
2019-08-02 14:00:01	0	0.00	0.00	0.00
2019-08-02 15:00:01	0	0.00	0.00	0.00
2019-08-02 16:00:01	0	0.00	0.00	0.00
2019-08-02 17:00:01	0	0.00	0.00	0.00
2019-08-02 18:00:01	0	0.00	0.00	0.00
2019-08-02 19:00:01	0	0.00	0.00	0.00
2019-08-02 20:00:01	0	0.00	0.00	0.00
2019-08-02 21:00:01	0	0.00	0.00	0.00
2019-08-02 22:00:01	0	0.00	0.00	0.00
2019-08-02 23:00:01	0	0.00	0.00	0.00
2019-08-03 00:00:01	0	0.00	0.00	0.00
2019-08-03 01:00:01	0	0.00	0.00	0.00
2019-08-03 02:00:01	0	0.00	0.00	0.00
2019-08-03 03:00:01	0	0.00	0.00	0.00
2019-08-03 04:00:01	0	0.00	0.00	0.00
2019-08-03 05:00:01	0	0.00	0.00	0.00
2019-08-03 06:00:01	0	0.00	0.00	0.00

Date/Time	Ammonia to burner (yes/no)	Corrected NOx (NO2)	Corrected NH3	Corrected N2O
		mg/m ³	mg/m ³	mg/m ³
2019-08-03 07:00:01	0	0.00	0.00	0.00
2019-08-03 08:00:01	0	0.00	0.00	0.00
2019-08-03 09:00:01	0	0.00	0.00	0.00
2019-08-03 10:00:01	0	0.00	0.00	0.00
2019-08-03 11:00:01	0	0.00	0.00	0.00
2019-08-03 12:00:01	0	0.00	0.00	0.00
2019-08-03 13:00:01	0	0.00	0.00	0.00
2019-08-03 14:00:01	0	0.00	0.00	0.00
2019-08-03 15:00:01	0	0.00	0.00	0.00
2019-08-03 16:00:01	0	0.00	0.00	0.00
2019-08-03 17:00:01	0	0.00	0.00	0.00
2019-08-03 18:00:01	0	0.00	0.00	0.00
2019-08-03 19:00:01	0	0.00	0.00	0.00
2019-08-03 20:00:01	0	0.00	0.00	0.00
2019-08-03 21:00:01	0	0.00	0.00	0.00
2019-08-03 22:00:01	0	0.00	0.00	0.00
2019-08-03 23:00:01	0	0.00	0.00	0.00
2019-08-04 00:00:01	0	0.00	0.00	0.00
2019-08-04 01:00:01	0	0.00	0.00	0.00
2019-08-04 02:00:01	0	0.00	0.00	0.00
2019-08-04 03:00:01	0	0.00	0.00	0.00
2019-08-04 04:00:01	0	0.00	0.00	0.00
2019-08-04 05:00:01	0	0.00	0.00	0.00
2019-08-04 06:00:01	0	0.00	0.00	0.00
2019-08-04 07:00:01	0	0.00	0.00	0.00
2019-08-04 08:00:01	0	0.00	0.00	0.00
2019-08-04 09:00:01	0	0.00	0.00	0.00
2019-08-04 10:00:01	0	0.00	0.00	0.00
2019-08-04 11:00:01	0	0.00	0.00	0.00
2019-08-04 12:00:01	0	0.00	0.00	0.00
2019-08-04 13:00:01	0	0.00	0.00	0.00
2019-08-04 14:00:01	0	0.00	0.00	0.00
2019-08-04 15:00:01	0	0.00	0.00	0.00
2019-08-04 16:00:01	0	0.00	0.00	0.00
2019-08-04 17:00:01	0	0.00	0.00	0.00
2019-08-04 18:00:01	0	0.00	0.00	0.00
2019-08-04 19:00:01	0	0.00	0.00	0.00
2019-08-04 20:00:01	0	0.00	0.00	0.00
2019-08-04 21:00:01	0	0.00	0.00	0.00
2019-08-04 22:00:01	0	0.00	0.00	0.00
2019-08-04 23:00:01	0	0.00	0.00	0.00
2019-08-05 00:00:01	0	0.00	0.00	0.00

Date/Time	Ammonia to burner (yes/no)	Corrected NOx (NO2)	Corrected NH3	Corrected N2O
		mg/m ³	mg/m ³	mg/m ³
2019-08-05 01:00:01	0	0.00	0.00	0.00
2019-08-05 02:00:01	0	0.00	0.00	0.00
2019-08-05 03:00:01	0	0.00	0.00	0.00
2019-08-05 04:00:01	0	0.00	0.00	0.00
2019-08-05 05:00:01	0	0.00	0.00	0.00
2019-08-05 06:00:01	0	0.00	0.00	0.00
2019-08-05 07:00:01	0	0.00	0.00	0.00
2019-08-05 08:00:01	0	0.00	0.00	0.00
2019-08-05 09:00:01	0	0.00	0.00	0.00
2019-08-05 10:00:01	0	0.00	0.00	0.00
2019-08-05 11:00:01	0	0.00	0.00	0.00
2019-08-05 12:00:01	0	0.00	0.00	0.00
2019-08-05 13:00:01	0	0.00	0.00	0.00
2019-08-05 14:00:01	0	0.00	0.00	0.00
2019-08-05 15:00:01	0	0.00	0.00	0.00
2019-08-05 16:00:01	0	0.00	0.00	0.00
2019-08-05 17:00:01	0	0.00	0.00	0.00
2019-08-05 18:00:01	0	0.00	0.00	0.00
2019-08-05 19:00:01	0	0.00	0.00	0.00
2019-08-05 20:00:01	0	0.00	0.00	0.00
2019-08-05 21:00:01	0	0.00	0.00	0.00
2019-08-05 22:00:01	0	0.00	0.00	0.00
2019-08-05 23:00:01	0	0.00	0.00	0.00
2019-08-06 00:00:01	0	0.00	0.00	0.00
2019-08-06 01:00:01	0	0.00	0.00	0.00
2019-08-06 02:00:01	0	0.00	0.00	0.00
2019-08-06 03:00:01	0	0.00	0.00	0.00
2019-08-06 04:00:01	0	0.00	0.00	0.00
2019-08-06 05:00:01	0	0.00	0.00	0.00
2019-08-06 06:00:01	0	0.00	0.00	0.00
2019-08-06 07:00:01	0	0.00	0.00	0.00
2019-08-06 08:00:01	0	0.00	0.00	0.00
2019-08-06 09:00:01	0	0.00	0.00	0.00
2019-08-06 10:00:01	0	0.00	0.00	0.00
2019-08-06 11:00:01	0	0.00	0.00	0.00
2019-08-06 12:00:01	0	0.00	0.00	0.00
2019-08-06 13:00:01	0	0.00	0.00	0.00
2019-08-06 14:00:01	0	0.00	0.00	0.00
2019-08-06 15:00:01	0	0.00	0.00	0.00
2019-08-06 16:00:01	0	0.00	0.00	0.00
2019-08-06 17:00:01	0	0.00	0.00	0.00
2019-08-06 18:00:01	0	0.00	0.00	0.00

Date/Time	Ammonia to burner (yes/no)	Corrected NOx (NO2)	Corrected NH3	Corrected N2O
		mg/m ³	mg/m ³	mg/m ³
2019-08-06 19:00:01	0	0.00	0.00	0.00
2019-08-06 20:00:01	0	0.00	0.00	0.00
2019-08-06 21:00:01	0	0.00	0.00	0.00
2019-08-06 22:00:01	0	0.00	0.00	0.00
2019-08-06 23:00:01	0	0.00	0.00	0.00
2019-08-07 00:00:01	0	0.00	0.00	0.00
2019-08-07 01:00:01	0	0.00	0.00	0.00
2019-08-07 02:00:01	0	0.00	0.00	0.00
2019-08-07 03:00:01	0	0.00	0.00	0.00
2019-08-07 04:00:01	0	0.00	0.00	0.00
2019-08-07 05:00:01	0	0.00	0.00	0.00
2019-08-07 06:00:01	0	0.00	0.00	0.00
2019-08-07 07:00:01	0	0.00	0.00	0.00
2019-08-07 08:00:01	0	0.00	0.00	0.00
2019-08-07 09:00:01	0	0.00	0.00	0.00
2019-08-07 10:00:01	0	0.00	0.00	0.00
2019-08-07 11:00:01	0	0.00	0.00	0.00
2019-08-07 12:00:01	0	0.00	0.00	0.00
2019-08-07 13:00:01	0	0.00	0.00	0.00
2019-08-07 14:00:01	0	0.00	0.00	0.00
2019-08-07 15:00:01	0	0.00	0.00	0.00
2019-08-07 16:00:01	0	0.00	0.00	0.00
2019-08-07 17:00:01	0	0.00	0.00	0.00
2019-08-07 18:00:01	0	0.00	0.00	0.00
2019-08-07 19:00:01	0	0.00	0.00	0.00
2019-08-07 20:00:01	0	0.00	0.00	0.00
2019-08-07 21:00:01	0	0.00	0.00	0.00
2019-08-07 22:00:01	0	0.00	0.00	0.00
2019-08-07 23:00:01	0	0.00	0.00	0.00
2019-08-08 00:00:01	0	0.00	0.00	0.00
2019-08-08 01:00:01	0	0.00	0.00	0.00
2019-08-08 02:00:01	0	0.00	0.00	0.00
2019-08-08 03:00:01	0	0.00	0.00	0.00
2019-08-08 04:00:01	0	0.00	0.00	0.00
2019-08-08 05:00:01	0	0.00	0.00	0.00
2019-08-08 06:00:01	0	0.00	0.00	0.00
2019-08-08 07:00:01	0	0.00	0.00	0.00
2019-08-08 08:00:01	0	0.00	0.00	0.00
2019-08-08 09:00:01	0	0.00	0.00	0.00
2019-08-08 10:00:01	0	0.00	0.00	0.00
2019-08-08 11:00:01	0	0.00	0.00	0.00
2019-08-08 12:00:01	0	0.00	0.00	0.00

Date/Time	Ammonia to burner (yes/no)	Corrected NOx (NO2)	Corrected NH3	Corrected N2O
		mg/m ³	mg/m ³	mg/m ³
2019-08-08 13:00:01	0	0.00	0.00	0.00
2019-08-08 14:00:01	0	0.00	0.00	0.00
2019-08-08 15:00:01	0	0.00	0.00	0.00
2019-08-08 16:00:01	0	0.00	0.00	0.00
2019-08-08 17:00:01	0	0.00	0.00	0.00
2019-08-08 18:00:01	0	0.00	0.00	0.00
2019-08-08 19:00:01	0	0.00	0.00	0.00
2019-08-08 20:00:01	0	0.00	0.00	0.00
2019-08-08 21:00:01	0	0.00	0.00	0.00
2019-08-08 22:00:01	0	0.00	0.00	0.00
2019-08-08 23:00:01	0	0.00	0.00	0.00
2019-08-09 00:00:01	0	0.00	0.00	0.00
2019-08-09 01:00:01	0	0.00	0.00	0.00
2019-08-09 02:00:01	0	0.00	0.00	0.00
2019-08-09 03:00:01	0	0.00	0.00	0.00
2019-08-09 04:00:01	0	0.00	0.00	0.00
2019-08-09 05:00:01	0	0.00	0.00	0.00
2019-08-09 06:00:01	0	0.00	0.00	0.00
2019-08-09 07:00:01	0	0.00	0.00	0.00
2019-08-09 08:00:01	0	0.00	0.00	0.00
2019-08-09 09:00:01	0	0.00	0.00	0.00
2019-08-09 10:00:01	0	0.00	0.00	0.00
2019-08-09 11:00:01	0	0.00	0.00	0.00
2019-08-09 12:00:01	0	0.00	0.00	0.00
2019-08-09 13:00:01	0	0.00	0.00	0.00
2019-08-09 14:00:01	0	0.00	0.00	0.00
2019-08-09 15:00:01	0	0.00	0.00	0.00
2019-08-09 16:00:01	0	0.00	0.00	0.00
2019-08-09 17:00:01	0	0.00	0.00	0.00
2019-08-09 18:00:01	0	0.00	0.00	0.00
2019-08-09 19:00:01	0	0.00	0.00	0.00
2019-08-09 20:00:01	0	0.00	0.00	0.00
2019-08-09 21:00:01	0	0.00	0.00	0.00
2019-08-09 22:00:01	0	0.00	0.00	0.00
2019-08-09 23:00:01	0	0.00	0.00	0.00
2019-08-10 00:00:01	0	0.00	0.00	0.00
2019-08-10 01:00:01	0	0.00	0.00	0.00
2019-08-10 02:00:01	0	0.00	0.00	0.00
2019-08-10 03:00:01	0	0.00	0.00	0.00
2019-08-10 04:00:01	0	0.00	0.00	0.00
2019-08-10 05:00:01	0	0.00	0.00	0.00
2019-08-10 06:00:01	0	0.00	0.00	0.00

Date/Time	Ammonia to burner (yes/no)	Corrected NOx (NO2)	Corrected NH3	Corrected N2O
		mg/m ³	mg/m ³	mg/m ³
2019-08-10 07:00:01	0	0.00	0.00	0.00
2019-08-10 08:00:01	0	0.00	0.00	0.00
2019-08-10 09:00:01	0	0.00	0.00	0.00
2019-08-10 10:00:01	0	0.00	0.00	0.00
2019-08-10 11:00:01	0	0.00	0.00	0.00
2019-08-10 12:00:01	0	0.00	0.00	0.00
2019-08-10 13:00:01	0	0.00	0.00	0.00
2019-08-10 14:00:01	0	0.00	0.00	0.00
2019-08-10 15:00:01	0	0.00	0.00	0.00
2019-08-10 16:00:01	0	0.00	0.00	0.00
2019-08-10 17:00:01	0	0.00	0.00	0.00
2019-08-10 18:00:01	0	0.00	0.00	0.00
2019-08-10 19:00:01	0	0.00	0.00	0.00
2019-08-10 20:00:01	0	0.00	0.00	0.00
2019-08-10 21:00:01	0	0.00	0.00	0.00
2019-08-10 22:00:01	0	0.00	0.00	0.00
2019-08-10 23:00:01	0	0.00	0.00	0.00
2019-08-11 00:00:01	0	0.00	0.00	0.00
2019-08-11 01:00:01	0	0.00	0.00	0.00
2019-08-11 02:00:01	0	0.00	0.00	0.00
2019-08-11 03:00:01	0	0.00	0.00	0.00
2019-08-11 04:00:01	0	0.00	0.00	0.00
2019-08-11 05:00:01	0	0.00	0.00	0.00
2019-08-11 06:00:01	0	0.00	0.00	0.00
2019-08-11 07:00:01	0	0.00	0.00	0.00
2019-08-11 08:00:01	0	0.00	0.00	0.00
2019-08-11 09:00:01	0	0.00	0.00	0.00
2019-08-11 10:00:01	0	0.00	0.00	0.00
2019-08-11 11:00:01	0	0.00	0.00	0.00
2019-08-11 12:00:01	0	0.00	0.00	0.00
2019-08-11 13:00:01	0	0.00	0.00	0.00
2019-08-11 14:00:01	0	0.00	0.00	0.00
2019-08-11 15:00:01	0	0.00	0.00	0.00
2019-08-11 16:00:01	0	0.00	0.00	0.00
2019-08-11 17:00:01	0	0.00	0.00	0.00
2019-08-11 18:00:01	0	0.00	0.00	0.00
2019-08-11 19:00:01	0	0.00	0.00	0.00
2019-08-11 20:00:01	0	0.00	0.00	0.00
2019-08-11 21:00:01	0	0.00	0.00	0.00
2019-08-11 22:00:01	0	0.00	0.00	0.00
2019-08-11 23:00:01	0	0.00	0.00	0.00
2019-08-12 00:00:01	0	0.00	0.00	0.00

Date/Time	Ammonia to burner (yes/no)	Corrected NOx (NO2)	Corrected NH3	Corrected N2O
		mg/m ³	mg/m ³	mg/m ³
2019-08-12 01:00:01	0	0.00	0.00	0.00
2019-08-12 02:00:01	0	0.00	0.00	0.00
2019-08-12 03:00:01	0	0.00	0.00	0.00
2019-08-12 04:00:01	0	0.00	0.00	0.00
2019-08-12 05:00:01	0	0.00	0.00	0.00
2019-08-12 06:00:01	0	0.00	0.00	0.00
2019-08-12 07:00:01	0	0.00	0.00	0.00
2019-08-12 08:00:01	0	0.00	0.00	0.00
2019-08-12 09:00:01	0	0.00	0.00	0.00
2019-08-12 10:00:01	0	0.00	0.00	0.00
2019-08-12 11:00:01	0	0.00	0.00	0.00
2019-08-12 12:00:01	0	0.00	0.00	0.00
2019-08-12 13:00:01	0	0.00	0.00	0.00
2019-08-12 14:00:01	0	0.00	0.00	0.00
2019-08-12 15:00:01	0	0.00	0.00	0.00
2019-08-12 16:00:01	0	0.00	0.00	0.00
2019-08-12 17:00:01	0	0.00	0.00	0.00
2019-08-12 18:00:01	0	0.00	0.00	0.00
2019-08-12 19:00:01	0	0.00	0.00	0.00
2019-08-12 20:00:01	0	0.00	0.00	0.00
2019-08-12 21:00:01	0	0.00	0.00	0.00
2019-08-12 22:00:01	0	0.00	0.00	0.00
2019-08-12 23:00:01	0	0.00	0.00	0.00
2019-08-13 00:00:01	0	0.00	0.00	0.00
2019-08-13 01:00:01	0	0.00	0.00	0.00
2019-08-13 02:00:01	0	0.00	0.00	0.00
2019-08-13 03:00:01	0	0.00	0.00	0.00
2019-08-13 04:00:01	0	0.00	0.00	0.00
2019-08-13 05:00:01	0	0.00	0.00	0.00
2019-08-13 06:00:01	0	0.00	0.00	0.00
2019-08-13 07:00:01	0	0.00	0.00	0.00
2019-08-13 08:00:01	0	0.00	0.00	0.00
2019-08-13 09:00:01	0	0.00	0.00	0.00
2019-08-13 10:00:01	0	0.00	0.00	0.00
2019-08-13 11:00:01	0	0.00	0.00	0.00
2019-08-13 12:00:01	0	0.00	0.00	0.00
2019-08-13 13:00:01	0	0.00	0.00	0.00
2019-08-13 14:00:01	0	0.00	0.00	0.00
2019-08-13 15:00:01	0	0.00	0.00	0.00
2019-08-13 16:00:01	0	0.00	0.00	0.00
2019-08-13 17:00:01	0	0.00	0.00	0.00
2019-08-13 18:00:01	0	0.00	0.00	0.00

Date/Time	Ammonia to burner (yes/no)	Corrected NOx (NO2)	Corrected NH3	Corrected N2O
		mg/m ³	mg/m ³	mg/m ³
2019-08-13 19:00:01	0	0.00	0.00	0.00
2019-08-13 20:00:01	0	0.00	0.00	0.00
2019-08-13 21:00:01	0	0.00	0.00	0.00
2019-08-13 22:00:01	0	0.00	0.00	0.00
2019-08-13 23:00:01	0	0.00	0.00	0.00
2019-08-14 00:00:01	0	0.00	0.00	0.00
2019-08-14 01:00:01	0	0.00	0.00	0.00
2019-08-14 02:00:01	0	0.00	0.00	0.00
2019-08-14 03:00:01	0	0.00	0.00	0.00
2019-08-14 04:00:01	0	0.00	0.00	0.00
2019-08-14 05:00:01	0	0.00	0.00	0.00
2019-08-14 06:00:01	0	0.00	0.00	0.00
2019-08-14 07:00:01	0	0.00	0.00	0.00
2019-08-14 08:00:01	0	0.00	0.00	0.00
2019-08-14 09:00:01	0	0.00	0.00	0.00
2019-08-14 10:00:01	0	0.00	0.00	0.00
2019-08-14 11:00:01	0	0.00	0.00	0.00
2019-08-14 12:00:01	0	0.00	0.00	0.00
2019-08-14 13:00:01	0	0.00	0.00	0.00
2019-08-14 14:00:01	0	0.00	0.00	0.00
2019-08-14 15:00:01	0	0.00	0.00	0.00
2019-08-14 16:00:01	0	0.00	0.00	0.00
2019-08-14 17:00:01	0	0.00	0.00	0.00
2019-08-14 18:00:01	0	0.00	0.00	0.00
2019-08-14 19:00:01	0	0.00	0.00	0.00
2019-08-14 20:00:01	0	0.00	0.00	0.00
2019-08-14 21:00:01	0	0.00	0.00	0.00
2019-08-14 22:00:01	0	0.00	0.00	0.00
2019-08-14 23:00:01	0	0.00	0.00	0.00
2019-08-15 00:00:01	0	0.00	0.00	0.00
2019-08-15 01:00:01	0	0.00	0.00	0.00
2019-08-15 02:00:01	0	0.00	0.00	0.00
2019-08-15 03:00:01	0	0.00	0.00	0.00
2019-08-15 04:00:01	0	0.00	0.00	0.00
2019-08-15 05:00:01	0	0.00	0.00	0.00
2019-08-15 06:00:01	0	0.00	0.00	0.00
2019-08-15 07:00:01	0	0.00	0.00	0.00
2019-08-15 08:00:01	0	0.00	0.00	0.00
2019-08-15 09:00:01	0	0.00	0.00	0.00
2019-08-15 10:00:01	0	0.00	0.00	0.00
2019-08-15 11:00:01	0	0.00	0.00	0.00
2019-08-15 12:00:01	0	0.00	0.00	0.00

Date/Time	Ammonia to burner (yes/no)	Corrected NOx (NO2)	Corrected NH3	Corrected N2O
		mg/m ³	mg/m ³	mg/m ³
2019-08-15 13:00:01	0	0.00	0.00	0.00
2019-08-15 14:00:01	0	0.00	0.00	0.00
2019-08-15 15:00:01	0	0.00	0.00	0.00
2019-08-15 16:00:01	0	0.00	0.00	0.00
2019-08-15 17:00:01	0	0.00	0.00	0.00
2019-08-15 18:00:01	0	0.00	0.00	0.00
2019-08-15 19:00:01	0	0.00	0.00	0.00
2019-08-15 20:00:01	0	0.00	0.00	0.00
2019-08-15 21:00:01	0	0.00	0.00	0.00
2019-08-15 22:00:01	0	0.00	0.00	0.00
2019-08-15 23:00:01	0	0.00	0.00	0.00
2019-08-16 00:00:01	0	0.00	0.00	0.00
2019-08-16 01:00:01	0	0.00	0.00	0.00
2019-08-16 02:00:01	0	0.00	0.00	0.00
2019-08-16 03:00:01	0	0.00	0.00	0.00
2019-08-16 04:00:01	0	0.00	0.00	0.00
2019-08-16 05:00:01	0	0.00	0.00	0.00
2019-08-16 06:00:01	0	0.00	0.00	0.00
2019-08-16 07:00:01	0	0.00	0.00	0.00
2019-08-16 08:00:01	0	0.00	0.00	0.00
2019-08-16 09:00:01	0	0.00	0.00	0.00
2019-08-16 10:00:01	0	0.00	0.00	0.00
2019-08-16 11:00:01	0	0.00	0.00	0.00
2019-08-16 12:00:01	0	0.00	0.00	0.00
2019-08-16 13:00:01	0	0.00	0.00	0.00
2019-08-16 14:00:01	0	0.00	0.00	0.00
2019-08-16 15:00:01	0	0.00	0.00	0.00
2019-08-16 16:00:01	0	0.00	0.00	0.00
2019-08-16 17:00:01	0	0.00	0.00	0.00
2019-08-16 18:00:01	0	0.00	0.00	0.00
2019-08-16 19:00:01	0	0.00	0.00	0.00
2019-08-16 20:00:01	0	0.00	0.00	0.00
2019-08-16 21:00:01	0	0.00	0.00	0.00
2019-08-16 22:00:01	0	0.00	0.00	0.00
2019-08-16 23:00:01	0	0.00	0.00	0.00
2019-08-17 00:00:01	0	0.00	0.00	0.00
2019-08-17 01:00:01	0	0.00	0.00	0.00
2019-08-17 02:00:01	0	0.00	0.00	0.00
2019-08-17 03:00:01	0	0.00	0.00	0.00
2019-08-17 04:00:01	0	0.00	0.00	0.00
2019-08-17 05:00:01	0	0.00	0.00	0.00
2019-08-17 06:00:01	0	0.00	0.00	0.00

Date/Time	Ammonia to burner (yes/no)	Corrected NOx (NO2)	Corrected NH3	Corrected N2O
		mg/m ³	mg/m ³	mg/m ³
2019-08-17 07:00:01	0	0.00	0.00	0.00
2019-08-17 08:00:01	0	0.00	0.00	0.00
2019-08-17 09:00:01	0	0.00	0.00	0.00
2019-08-17 10:00:01	0	0.00	0.00	0.00
2019-08-17 11:00:01	0	0.00	0.00	0.00
2019-08-17 12:00:01	0	0.00	0.00	0.00
2019-08-17 13:00:01	0	0.00	0.00	0.00
2019-08-17 14:00:01	0	0.00	0.00	0.00
2019-08-17 15:00:01	0	0.00	0.00	0.00
2019-08-17 16:00:01	0	0.00	0.00	0.00
2019-08-17 17:00:01	0	0.00	0.00	0.00
2019-08-17 18:00:01	0	0.00	0.00	0.00
2019-08-17 19:00:01	0	0.00	0.00	0.00
2019-08-17 20:00:01	0	0.00	0.00	0.00
2019-08-17 21:00:01	0	0.00	0.00	0.00
2019-08-17 22:00:01	0	0.00	0.00	0.00
2019-08-17 23:00:01	0	0.00	0.00	0.00
2019-08-18 00:00:01	0	0.00	0.00	0.00
2019-08-18 01:00:01	0	0.00	0.00	0.00
2019-08-18 02:00:01	0	0.00	0.00	0.00
2019-08-18 03:00:01	0	0.00	0.00	0.00
2019-08-18 04:00:01	0	0.00	0.00	0.00
2019-08-18 05:00:01	0	0.00	0.00	0.00
2019-08-18 06:00:01	0	0.00	0.00	0.00
2019-08-18 07:00:01	0	0.00	0.00	0.00
2019-08-18 08:00:01	0	0.00	0.00	0.00
2019-08-18 09:00:01	0	0.00	0.00	0.00
2019-08-18 10:00:01	0	0.00	0.00	0.00
2019-08-18 11:00:01	0	0.00	0.00	0.00
2019-08-18 12:00:01	0	0.00	0.00	0.00
2019-08-18 13:00:01	0	0.00	0.00	0.00
2019-08-18 14:00:01	0	0.00	0.00	0.00
2019-08-18 15:00:01	0	0.00	0.00	0.00
2019-08-18 16:00:01	0	0.00	0.00	0.00
2019-08-18 17:00:01	0	0.00	0.00	0.00
2019-08-18 18:00:01	0	0.00	0.00	0.00
2019-08-18 19:00:01	0	0.00	0.00	0.00
2019-08-18 20:00:01	0	0.00	0.00	0.00
2019-08-18 21:00:01	0	0.00	0.00	0.00
2019-08-18 22:00:01	0	0.00	0.00	0.00
2019-08-18 23:00:01	0	0.00	0.00	0.00
2019-08-19 00:00:01	0	0.00	0.00	0.00

Date/Time	Ammonia to burner (yes/no)	Corrected NOx (NO2)	Corrected NH3	Corrected N2O
		mg/m ³	mg/m ³	mg/m ³
2019-08-19 01:00:01	0	0.00	0.00	0.00
2019-08-19 02:00:01	0	0.00	0.00	0.00
2019-08-19 03:00:01	0	0.00	0.00	0.00
2019-08-19 04:00:01	0	0.00	0.00	0.00
2019-08-19 05:00:01	0	0.00	0.00	0.00
2019-08-19 06:00:01	0	0.00	0.00	0.00
2019-08-19 07:00:01	0	0.00	0.00	0.00
2019-08-19 08:00:01	0	0.00	0.00	0.00
2019-08-19 09:00:01	0	0.00	0.00	0.00
2019-08-19 10:00:01	0	0.00	0.00	0.00
2019-08-19 11:00:01	0	0.00	0.00	0.00
2019-08-19 12:00:01	0	0.00	0.00	0.00
2019-08-19 13:00:01	0	0.00	0.00	0.00
2019-08-19 14:00:01	0	0.00	0.00	0.00
2019-08-19 15:00:01	0	0.00	0.00	0.00
2019-08-19 16:00:01	0	0.00	0.00	0.00
2019-08-19 17:00:01	0	0.00	0.00	0.00
2019-08-19 18:00:01	0	0.00	0.00	0.00
2019-08-19 19:00:01	0	0.00	0.00	0.00
2019-08-19 20:00:01	0	0.00	0.00	0.00
2019-08-19 21:00:01	0	0.00	0.00	0.00
2019-08-19 22:00:01	0	0.00	0.00	0.00
2019-08-19 23:00:01	0	0.00	0.00	0.00
2019-08-20 00:00:01	0	0.00	0.00	0.00
2019-08-20 01:00:01	0	0.00	0.00	0.00
2019-08-20 02:00:01	0	0.00	0.00	0.00
2019-08-20 03:00:01	0	0.00	0.00	0.00
2019-08-20 04:00:01	0	0.00	0.00	0.00
2019-08-20 05:00:01	0	0.00	0.00	0.00
2019-08-20 06:00:01	0	0.00	0.00	0.00
2019-08-20 07:00:01	0	0.00	0.00	0.00
2019-08-20 08:00:01	0	0.00	0.00	0.00
2019-08-20 09:00:01	0	0.00	0.00	0.00
2019-08-20 10:00:01	0	0.00	0.00	0.00
2019-08-20 11:00:01	0	0.00	0.00	0.00
2019-08-20 12:00:01	0	0.00	0.00	0.00
2019-08-20 13:00:01	0	0.00	0.00	0.00
2019-08-20 14:00:01	0	0.00	0.00	0.00
2019-08-20 15:00:01	0	0.00	0.00	0.00
2019-08-20 16:00:01	0	0.00	0.00	0.00
2019-08-20 17:00:01	0	0.00	0.00	0.00
2019-08-20 18:00:01	0	0.00	0.00	0.00

Date/Time	Ammonia to burner (yes/no)	Corrected NOx (NO2)	Corrected NH3	Corrected N2O
		mg/m ³	mg/m ³	mg/m ³
2019-08-20 19:00:01	0	0.00	0.00	0.00
2019-08-20 20:00:01	0	0.00	0.00	0.00
2019-08-20 21:00:01	0	0.00	0.00	0.00
2019-08-20 22:00:01	0	0.00	0.00	0.00
2019-08-20 23:00:01	0	0.00	0.00	0.00
2019-08-21 00:00:01	0	0.00	0.00	0.00
2019-08-21 01:00:01	0	0.00	0.00	0.00
2019-08-21 02:00:01	0	0.00	0.00	0.00
2019-08-21 03:00:01	0	0.00	0.00	0.00
2019-08-21 04:00:01	0	0.00	0.00	0.00
2019-08-21 05:00:01	0	0.00	0.00	0.00
2019-08-21 06:00:01	0	0.00	0.00	0.00
2019-08-21 07:00:01	0	0.00	0.00	0.00
2019-08-21 08:00:01	0	0.00	0.00	0.00
2019-08-21 09:00:01	0	0.00	0.00	0.00
2019-08-21 10:00:01	0	0.00	0.00	0.00
2019-08-21 11:00:01	0	0.00	0.00	0.00
2019-08-21 12:00:01	0	0.00	0.00	0.00
2019-08-21 13:00:01	0	0.00	0.00	0.00
2019-08-21 14:00:01	0	0.00	0.00	0.00
2019-08-21 15:00:01	0	0.00	0.00	0.00
2019-08-21 16:00:01	0	0.00	0.00	0.00
2019-08-21 17:00:01	0	0.00	0.00	0.00
2019-08-21 18:00:01	0	0.00	0.00	0.00
2019-08-21 19:00:01	0	0.00	0.00	0.00
2019-08-21 20:00:01	0	0.00	0.00	0.00
2019-08-21 21:00:01	0	0.00	0.00	0.00
2019-08-21 22:00:01	0	0.00	0.00	0.00
2019-08-21 23:00:01	0	0.00	0.00	0.00
2019-08-22 00:00:01	0	0.00	0.00	0.00
2019-08-22 01:00:01	0	0.00	0.00	0.00
2019-08-22 02:00:01	0	0.00	0.00	0.00
2019-08-22 03:00:01	0	0.00	0.00	0.00
2019-08-22 04:00:01	0	0.00	0.00	0.00
2019-08-22 05:00:01	0	0.00	0.00	0.00
2019-08-22 06:00:01	0	0.00	0.00	0.00
2019-08-22 07:00:01	0	0.00	0.00	0.00
2019-08-22 08:00:01	0	0.00	0.00	0.00
2019-08-22 09:00:01	0	0.00	0.00	0.00
2019-08-22 10:00:01	0	0.00	0.00	0.00
2019-08-22 11:00:01	0	0.00	0.00	0.00
2019-08-22 12:00:01	0	0.00	0.00	0.00

Date/Time	Ammonia to burner (yes/no)	Corrected NOx (NO2)	Corrected NH3	Corrected N2O
		mg/m ³	mg/m ³	mg/m ³
2019-08-22 13:00:01	0	0.00	0.00	0.00
2019-08-22 14:00:01	0	0.00	0.00	0.00
2019-08-22 15:00:01	0	0.00	0.00	0.00
2019-08-22 16:00:01	0	0.00	0.00	0.00
2019-08-22 17:00:01	0	0.00	0.00	0.00
2019-08-22 18:00:01	0	0.00	0.00	0.00
2019-08-22 19:00:01	0	0.00	0.00	0.00
2019-08-22 20:00:01	0	0.00	0.00	0.00
2019-08-22 21:00:01	0	0.00	0.00	0.00
2019-08-22 22:00:01	0	0.00	0.00	0.00
2019-08-22 23:00:01	0	0.00	0.00	0.00
2019-08-23 00:00:01	0	0.00	0.00	0.00
2019-08-23 01:00:01	0	0.00	0.00	0.00
2019-08-23 02:00:01	0	0.00	0.00	0.00
2019-08-23 03:00:01	0	0.00	0.00	0.00
2019-08-23 04:00:01	0	0.00	0.00	0.00
2019-08-23 05:00:01	0	0.00	0.00	0.00
2019-08-23 06:00:01	0	0.00	0.00	0.00
2019-08-23 07:00:01	0	0.00	0.00	0.00
2019-08-23 08:00:01	0	0.00	0.00	0.00
2019-08-23 09:00:01	0	0.00	0.00	0.00
2019-08-23 10:00:01	0	0.00	0.00	0.00
2019-08-23 11:00:01	0	0.00	0.00	0.00
2019-08-23 12:00:01	0	0.00	0.00	0.00
2019-08-23 13:00:01	0	0.00	0.00	0.00
2019-08-23 14:00:01	0	0.00	0.00	0.00
2019-08-23 15:00:01	0	0.00	0.00	0.00
2019-08-23 16:00:01	0	0.00	0.00	0.00
2019-08-23 17:00:01	0	0.00	0.00	0.00
2019-08-23 18:00:01	0	0.00	0.00	0.00
2019-08-23 19:00:01	0	0.00	0.00	0.00
2019-08-23 20:00:01	0	0.00	0.00	0.00
2019-08-23 21:00:01	0	0.00	0.00	0.00
2019-08-23 22:00:01	0	0.00	0.00	0.00
2019-08-23 23:00:01	0	0.00	0.00	0.00
2019-08-24 00:00:01	0	0.00	0.00	0.00
2019-08-24 01:00:01	0	0.00	0.00	0.00
2019-08-24 02:00:01	0	0.00	0.00	0.00
2019-08-24 03:00:01	0	0.00	0.00	0.00
2019-08-24 04:00:01	0	0.00	0.00	0.00
2019-08-24 05:00:01	0	0.00	0.00	0.00
2019-08-24 06:00:01	0	0.00	0.00	0.00

Date/Time	Ammonia to burner (yes/no)	Corrected NOx (NO2)	Corrected NH3	Corrected N2O
		mg/m ³	mg/m ³	mg/m ³
2019-08-24 07:00:01	0	0.00	0.00	0.00
2019-08-24 08:00:01	0	0.00	0.00	0.00
2019-08-24 09:00:01	0	0.00	0.00	0.00
2019-08-24 10:00:01	0	0.00	0.00	0.00
2019-08-24 11:00:01	0	0.00	0.00	0.00
2019-08-24 12:00:01	0	0.00	0.00	0.00
2019-08-24 13:00:01	0	0.00	0.00	0.00
2019-08-24 14:00:01	0	0.00	0.00	0.00
2019-08-24 15:00:01	0	0.00	0.00	0.00
2019-08-24 16:00:01	0	0.00	0.00	0.00
2019-08-24 17:00:01	0	0.00	0.00	0.00
2019-08-24 18:00:01	0	0.00	0.00	0.00
2019-08-24 19:00:01	0	0.00	0.00	0.00
2019-08-24 20:00:01	0	0.00	0.00	0.00
2019-08-24 21:00:01	0	0.00	0.00	0.00
2019-08-24 22:00:01	0	0.00	0.00	0.00
2019-08-24 23:00:01	0	0.00	0.00	0.00
2019-08-25 00:00:01	0	0.00	0.00	0.00
2019-08-25 01:00:01	0	0.00	0.00	0.00
2019-08-25 02:00:01	0	0.00	0.00	0.00
2019-08-25 03:00:01	0	0.00	0.00	0.00
2019-08-25 04:00:01	0	0.00	0.00	0.00
2019-08-25 05:00:01	0	0.00	0.00	0.00
2019-08-25 06:00:01	0	0.00	0.00	0.00
2019-08-25 07:00:01	0	0.00	0.00	0.00
2019-08-25 08:00:01	0	0.00	0.00	0.00
2019-08-25 09:00:01	0	0.00	0.00	0.00
2019-08-25 10:00:01	0	0.00	0.00	0.00
2019-08-25 11:00:01	0	0.00	0.00	0.00
2019-08-25 12:00:01	0	0.00	0.00	0.00
2019-08-25 13:00:01	0	0.00	0.00	0.00
2019-08-25 14:00:01	0	0.00	0.00	0.00
2019-08-25 15:00:01	0	0.00	0.00	0.00
2019-08-25 16:00:01	0	0.00	0.00	0.00
2019-08-25 17:00:01	0	0.00	0.00	0.00
2019-08-25 18:00:01	0	0.00	0.00	0.00
2019-08-25 19:00:01	0	0.00	0.00	0.00
2019-08-25 20:00:01	0	0.00	0.00	0.00
2019-08-25 21:00:01	0	0.00	0.00	0.00
2019-08-25 22:00:01	0	0.00	0.00	0.00
2019-08-25 23:00:01	0	0.00	0.00	0.00
2019-08-26 00:00:01	0	0.00	0.00	0.00

Date/Time	Ammonia to burner (yes/no)	Corrected NOx (NO2)	Corrected NH3	Corrected N2O
		mg/m ³	mg/m ³	mg/m ³
2019-08-26 01:00:01	0	0.00	0.00	0.00
2019-08-26 02:00:01	0	0.00	0.00	0.00
2019-08-26 03:00:01	0	0.00	0.00	0.00
2019-08-26 04:00:01	0	0.00	0.00	0.00
2019-08-26 05:00:01	0	0.00	0.00	0.00
2019-08-26 06:00:01	0	0.00	0.00	0.00
2019-08-26 07:00:01	0	0.00	0.00	0.00
2019-08-26 08:00:01	0	0.00	0.00	0.00
2019-08-26 09:00:01	0	0.00	0.00	0.00
2019-08-26 10:00:01	0	0.00	0.00	0.00
2019-08-26 11:00:01	0	0.00	0.00	0.00
2019-08-26 12:00:01	0	0.00	0.00	0.00
2019-08-26 13:00:01	0	0.00	0.00	0.00
2019-08-26 14:00:01	0	0.00	0.00	0.00
2019-08-26 15:00:01	0	0.00	0.00	0.00
2019-08-26 16:00:01	0	0.00	0.00	0.00
2019-08-26 17:00:01	0	0.00	0.00	0.00
2019-08-26 18:00:01	0	0.00	0.00	0.00
2019-08-26 19:00:01	0	0.00	0.00	0.00
2019-08-26 20:00:01	0	0.00	0.00	0.00
2019-08-26 21:00:01	0	0.00	0.00	0.00
2019-08-26 22:00:01	0	0.00	0.00	0.00
2019-08-26 23:00:01	0	0.00	0.00	0.00
2019-08-27 00:00:01	0	0.00	0.00	0.00
2019-08-27 01:00:01	0	0.00	0.00	0.00
2019-08-27 02:00:01	0	0.00	0.00	0.00
2019-08-27 03:00:01	0	0.00	0.00	0.00
2019-08-27 04:00:01	0	0.00	0.00	0.00
2019-08-27 05:00:01	0	0.00	0.00	0.00
2019-08-27 06:00:01	0	0.00	0.00	0.00
2019-08-27 07:00:01	0	0.00	0.00	0.00
2019-08-27 08:00:01	0	0.00	0.00	0.00
2019-08-27 09:00:01	0	0.00	0.00	0.00
2019-08-27 10:00:01	0	0.00	0.00	0.00
2019-08-27 11:00:01	0	0.00	0.00	0.00
2019-08-27 12:00:01	0	0.00	0.00	0.00
2019-08-27 13:00:01	0	0.00	0.00	0.00
2019-08-27 14:00:01	0	0.00	0.00	0.00
2019-08-27 15:00:01	0	0.00	0.00	0.00
2019-08-27 16:00:01	0	0.00	0.00	0.00
2019-08-27 17:00:01	0	0.00	0.00	0.00
2019-08-27 18:00:01	0	0.00	0.00	0.00

Date/Time	Ammonia to burner (yes/no)	Corrected NOx (NO2)	Corrected NH3	Corrected N2O
		mg/m ³	mg/m ³	mg/m ³
2019-08-27 19:00:01	0	0.00	0.00	0.00
2019-08-27 20:00:01	0	0.00	0.00	0.00
2019-08-27 21:00:01	0	0.00	0.00	0.00
2019-08-27 22:00:01	0	0.00	0.00	0.00
2019-08-27 23:00:01	0	0.00	0.00	0.00
2019-08-28 00:00:01	0	0.00	0.00	0.00
2019-08-28 01:00:01	0	0.00	0.00	0.00
2019-08-28 02:00:01	0	0.00	0.00	0.00
2019-08-28 03:00:01	0	0.00	0.00	0.00
2019-08-28 04:00:01	0	0.00	0.00	0.00
2019-08-28 05:00:01	0	0.00	0.00	0.00
2019-08-28 06:00:01	0	0.00	0.00	0.00
2019-08-28 07:00:01	0	0.00	0.00	0.00
2019-08-28 08:00:01	0	0.00	0.00	0.00
2019-08-28 09:00:01	0	0.00	0.00	0.00
2019-08-28 10:00:01	0	0.00	0.00	0.00
2019-08-28 11:00:01	0	0.00	0.00	0.00
2019-08-28 12:00:01	0	0.00	0.00	0.00
2019-08-28 13:00:01	0	0.00	0.00	0.00
2019-08-28 14:00:01	0	0.00	0.00	0.00
2019-08-28 15:00:01	0	0.00	0.00	0.00
2019-08-28 16:00:01	0	0.00	0.00	0.00
2019-08-28 17:00:01	0	0.00	0.00	0.00
2019-08-28 18:00:01	0	0.00	0.00	0.00
2019-08-28 19:00:01	0	0.00	0.00	0.00
2019-08-28 20:00:01	0	0.00	0.00	0.00
2019-08-28 21:00:01	0	0.00	0.00	0.00
2019-08-28 22:00:01	0	0.00	0.00	0.00
2019-08-28 23:00:01	0	0.00	0.00	0.00
2019-08-29 00:00:01	0	0.00	0.00	0.00
2019-08-29 01:00:01	0	0.00	0.00	0.00
2019-08-29 02:00:01	0	0.00	0.00	0.00
2019-08-29 03:00:01	0	0.00	0.00	0.00
2019-08-29 04:00:01	0	0.00	0.00	0.00
2019-08-29 05:00:01	0	0.00	0.00	0.00
2019-08-29 06:00:01	0	0.00	0.00	0.00
2019-08-29 07:00:01	0	0.00	0.00	0.00
2019-08-29 08:00:01	0	0.00	0.00	0.00
2019-08-29 09:00:01	0	0.00	0.00	0.00
2019-08-29 10:00:01	0	0.00	0.00	0.00
2019-08-29 11:00:01	0	0.00	0.00	0.00
2019-08-29 12:00:01	0	0.00	0.00	0.00

Date/Time	Ammonia to burner (yes/no)	Corrected NOx (NO2)	Corrected NH3	Corrected N2O
		mg/m ³	mg/m ³	mg/m ³
2019-08-29 13:00:01	0	0.00	0.00	0.00
2019-08-29 14:00:01	0	0.00	0.00	0.00
2019-08-29 15:00:01	0	0.00	0.00	0.00
2019-08-29 16:00:01	0	0.00	0.00	0.00
2019-08-29 17:00:01	0	0.00	0.00	0.00
2019-08-29 18:00:01	0	0.00	0.00	0.00
2019-08-29 19:00:01	0	0.00	0.00	0.00
2019-08-29 20:00:01	0	0.00	0.00	0.00
2019-08-29 21:00:01	0	0.00	0.00	0.00
2019-08-29 22:00:01	0	0.00	0.00	0.00
2019-08-29 23:00:01	0	0.00	0.00	0.00
2019-08-30 00:00:01	0	0.00	0.00	0.00
2019-08-30 01:00:01	0	0.00	0.00	0.00
2019-08-30 02:00:01	0	0.00	0.00	0.00
2019-08-30 03:00:01	0	0.00	0.00	0.00
2019-08-30 04:00:01	0	0.00	0.00	0.00
2019-08-30 05:00:01	0	0.00	0.00	0.00
2019-08-30 06:00:01	0	0.00	0.00	0.00
2019-08-30 07:00:01	0	0.00	0.00	0.00
2019-08-30 08:00:01	0	0.00	0.00	0.00
2019-08-30 09:00:01	0	0.00	0.00	0.00
2019-08-30 10:00:01	0	0.00	0.00	0.00
2019-08-30 11:00:01	0	0.00	0.00	0.00
2019-08-30 12:00:01	0	0.00	0.00	0.00
2019-08-30 13:00:01	0	0.00	0.00	0.00
2019-08-30 14:00:01	0	0.00	0.00	0.00
2019-08-30 15:00:01	0	0.00	0.00	0.00
2019-08-30 16:00:01	0	0.00	0.00	0.00
2019-08-30 17:00:01	0	0.00	0.00	0.00
2019-08-30 18:00:01	0	0.00	0.00	0.00
2019-08-30 19:00:01	0	0.00	0.00	0.00
2019-08-30 20:00:01	0	0.00	0.00	0.00
2019-08-30 21:00:01	0	0.00	0.00	0.00
2019-08-30 22:00:01	0	0.00	0.00	0.00
2019-08-30 23:00:01	0	0.00	0.00	0.00
2019-08-31 00:00:01	0	0.00	0.00	0.00
2019-08-31 01:00:01	0	0.00	0.00	0.00
2019-08-31 02:00:01	0	0.00	0.00	0.00
2019-08-31 03:00:01	0	0.00	0.00	0.00
2019-08-31 04:00:01	0	0.00	0.00	0.00
2019-08-31 05:00:01	0	0.00	0.00	0.00
2019-08-31 06:00:01	0	0.00	0.00	0.00

Date/Time	Ammonia to burner (yes/no)	Corrected NOx (NO2)	Corrected NH3	Corrected N2O
		mg/m ³	mg/m ³	mg/m ³
2019-08-31 07:00:01	0	0.00	0.00	0.00
2019-08-31 08:00:01	0	0.00	0.00	0.00
2019-08-31 09:00:01	0	0.00	0.00	0.00
2019-08-31 10:00:01	0	0.00	0.00	0.00
2019-08-31 11:00:01	0	0.00	0.00	0.00
2019-08-31 12:00:01	0	0.00	0.00	0.00
2019-08-31 13:00:01	0	0.00	0.00	0.00
2019-08-31 14:00:01	0	0.00	0.00	0.00
2019-08-31 15:00:01	0	0.00	0.00	0.00
2019-08-31 16:00:01	0	0.00	0.00	0.00
2019-08-31 17:00:01	0	0.00	0.00	0.00
2019-08-31 18:00:01	0	0.00	0.00	0.00
2019-08-31 19:00:01	0	0.00	0.00	0.00
2019-08-31 20:00:01	0	0.00	0.00	0.00
2019-08-31 21:00:01	0	0.00	0.00	0.00
2019-08-31 22:00:01	0	0.00	0.00	0.00
2019-08-31 23:00:01	0	0.00	0.00	0.00
2019-09-01 00:00:01	0	0.00	0.00	0.00
2019-09-01 01:00:01	0	0.00	0.00	0.00
2019-09-01 02:00:01	0	0.00	0.00	0.00
2019-09-01 03:00:01	0	0.00	0.00	0.00
2019-09-01 04:00:01	0	0.00	0.00	0.00
2019-09-01 05:00:01	0	0.00	0.00	0.00
2019-09-01 06:00:01	0	0.00	0.00	0.00
2019-09-01 07:00:01	0	0.00	0.00	0.00
2019-09-01 08:00:01	0	0.00	0.00	0.00
2019-09-01 09:00:01	0	0.00	0.00	0.00
2019-09-01 10:00:01	0	0.00	0.00	0.00
2019-09-01 11:00:01	0	0.00	0.00	0.00
2019-09-01 12:00:01	0	0.00	0.00	0.00
2019-09-01 13:00:01	0	0.00	0.00	0.00
2019-09-01 14:00:01	0	0.00	0.00	0.00
2019-09-01 15:00:01	0	0.00	0.00	0.00
2019-09-01 16:00:01	0	0.00	0.00	0.00
2019-09-01 17:00:01	0	0.00	0.00	0.00
2019-09-01 18:00:01	0	0.00	0.00	0.00
2019-09-01 19:00:01	0	0.00	0.00	0.00
2019-09-01 20:00:01	0	0.00	0.00	0.00
2019-09-01 21:00:01	0	0.00	0.00	0.00
2019-09-01 22:00:01	0	0.00	0.00	0.00
2019-09-01 23:00:01	0	0.00	0.00	0.00
2019-09-02 00:00:01	0	0.00	0.00	0.00

Date/Time	Ammonia to burner (yes/no)	Corrected NOx (NO2)	Corrected NH3	Corrected N2O
		mg/m ³	mg/m ³	mg/m ³
2019-09-02 01:00:01	0	0.00	0.00	0.00
2019-09-02 02:00:01	0	0.00	0.00	0.00
2019-09-02 03:00:01	0	0.00	0.00	0.00
2019-09-02 04:00:01	0	0.00	0.00	0.00
2019-09-02 05:00:01	0	0.00	0.00	0.00
2019-09-02 06:00:01	0	0.00	0.00	0.00
2019-09-02 07:00:01	0	0.00	0.00	0.00
2019-09-02 08:00:01	0	0.00	0.00	0.00
2019-09-02 09:00:01	0	0.00	0.00	0.00
2019-09-02 10:00:01	0	0.00	0.00	0.00
2019-09-02 11:00:01	0	0.00	0.00	0.00
2019-09-02 12:00:01	0	0.00	0.00	0.00
2019-09-02 13:00:01	0	0.00	0.00	0.00
2019-09-02 14:00:01	0	0.00	0.00	0.00
2019-09-02 15:00:01	0	0.00	0.00	0.00
2019-09-02 16:00:01	0	0.00	0.00	0.00
2019-09-02 17:00:01	0	0.00	0.00	0.00
2019-09-02 18:00:01	0	0.00	0.00	0.00
2019-09-02 19:00:01	0	0.00	0.00	0.00
2019-09-02 20:00:01	0	0.00	0.00	0.00
2019-09-02 21:00:01	0	0.00	0.00	0.00
2019-09-02 22:00:01	0	0.00	0.00	0.00
2019-09-02 23:00:01	0	0.00	0.00	0.00
2019-09-03 00:00:01	0	0.00	0.00	0.00
2019-09-03 01:00:01	0	0.00	0.00	0.00
2019-09-03 02:00:01	0	0.00	0.00	0.00
2019-09-03 03:00:01	0	0.00	0.00	0.00
2019-09-03 04:00:01	0	0.00	0.00	0.00
2019-09-03 05:00:01	0	0.00	0.00	0.00
2019-09-03 06:00:01	0	0.00	0.00	0.00
2019-09-03 07:00:01	0	0.00	0.00	0.00
2019-09-03 08:00:01	0	0.00	0.00	0.00
2019-09-03 09:00:01	0	0.00	0.00	0.00
2019-09-03 10:00:01	0	0.00	0.00	0.00
2019-09-03 11:00:01	0	0.00	0.00	0.00
2019-09-03 12:00:01	0	0.00	0.00	0.00
2019-09-03 13:00:01	0	0.00	0.00	0.00
2019-09-03 14:00:01	0	0.00	0.00	0.00
2019-09-03 15:00:01	0	0.00	0.00	0.00
2019-09-03 16:00:01	0	0.00	0.00	0.00
2019-09-03 17:00:01	0	0.00	0.00	0.00
2019-09-03 18:00:01	0	0.00	0.00	0.00

Date/Time	Ammonia to burner (yes/no)	Corrected NOx (NO2)	Corrected NH3	Corrected N2O
		mg/m ³	mg/m ³	mg/m ³
2019-09-03 19:00:01	0	0.00	0.00	0.00
2019-09-03 20:00:01	0	0.00	0.00	0.00
2019-09-03 21:00:01	0	0.00	0.00	0.00
2019-09-03 22:00:01	0	0.00	0.00	0.00
2019-09-03 23:00:01	0	0.00	0.00	0.00
2019-09-04 00:00:01	0	0.00	0.00	0.00
2019-09-04 01:00:01	0	0.00	0.00	0.00
2019-09-04 02:00:01	0	0.00	0.00	0.00
2019-09-04 03:00:01	0	0.00	0.00	0.00
2019-09-04 04:00:01	0	0.00	0.00	0.00
2019-09-04 05:00:01	0	0.00	0.00	0.00
2019-09-04 06:00:01	0	0.00	0.00	0.00
2019-09-04 07:00:01	0	0.00	0.00	0.00
2019-09-04 08:00:01	0	0.00	0.00	0.00
2019-09-04 09:00:01	0	0.00	0.00	0.00
2019-09-04 10:00:01	0	0.00	0.00	0.00
2019-09-04 11:00:01	0	0.00	0.00	0.00
2019-09-04 12:00:01	0	0.00	0.00	0.00
2019-09-04 13:00:01	0	0.00	0.00	0.00
2019-09-04 14:00:01	0	0.00	0.00	0.00
2019-09-04 15:00:01	0	0.00	0.00	0.00
2019-09-04 16:00:01	0	0.00	0.00	0.00
2019-09-04 17:00:01	0	0.00	0.00	0.00
2019-09-04 18:00:01	0	0.00	0.00	0.00
2019-09-04 19:00:01	0	0.00	0.00	0.00
2019-09-04 20:00:01	0	0.00	0.00	0.00
2019-09-04 21:00:01	0	0.00	0.00	0.00
2019-09-04 22:00:01	0	0.00	0.00	0.00
2019-09-04 23:00:01	0	0.00	0.00	0.00
2019-09-05 00:00:01	0	0.00	0.00	0.00
2019-09-05 01:00:01	0	0.00	0.00	0.00
2019-09-05 02:00:01	0	0.00	0.00	0.00
2019-09-05 03:00:01	0	0.00	0.00	0.00
2019-09-05 04:00:01	0	0.00	0.00	0.00
2019-09-05 05:00:01	0	0.00	0.00	0.00
2019-09-05 06:00:01	0	0.00	0.00	0.00
2019-09-05 07:00:01	0	0.00	0.00	0.00
2019-09-05 08:00:01	0	0.00	0.00	0.00
2019-09-05 09:00:01	0	0.00	0.00	0.00
2019-09-05 10:00:01	0	0.00	0.00	0.00
2019-09-05 11:00:01	0	0.00	0.00	0.00
2019-09-05 12:00:01	0	0.00	0.00	0.00

Date/Time	Ammonia to burner (yes/no)	Corrected NOx (NO2)	Corrected NH3	Corrected N2O
		mg/m ³	mg/m ³	mg/m ³
2019-09-05 13:00:01	0	0.00	0.00	0.00
2019-09-05 14:00:01	0	0.00	0.00	0.00
2019-09-05 15:00:01	0	0.00	0.00	0.00
2019-09-05 16:00:01	0	0.00	0.00	0.00
2019-09-05 17:00:01	0	0.00	0.00	0.00
2019-09-05 18:00:01	0	0.00	0.00	0.00
2019-09-05 19:00:01	0	0.00	0.00	0.00
2019-09-05 20:00:01	0	0.00	0.00	0.00
2019-09-05 21:00:01	0	0.00	0.00	0.00
2019-09-05 22:00:01	0	0.00	0.00	0.00
2019-09-05 23:00:01	0	0.00	0.00	0.00
2019-09-06 00:00:01	0	0.00	0.00	0.00
2019-09-06 01:00:01	0	0.00	0.00	0.00
2019-09-06 02:00:01	0	0.00	0.00	0.00
2019-09-06 03:00:01	0	0.00	0.00	0.00
2019-09-06 04:00:01	0	0.00	0.00	0.00
2019-09-06 05:00:01	0	0.00	0.00	0.00
2019-09-06 06:00:01	0	0.00	0.00	0.00
2019-09-06 07:00:01	0	0.00	0.00	0.00
2019-09-06 08:00:01	0	0.00	0.00	0.00
2019-09-06 09:00:01	0	0.00	0.00	0.00
2019-09-06 10:00:01	0	0.00	0.00	0.00
2019-09-06 11:00:01	0	0.00	0.00	0.00
2019-09-06 12:00:01	0	0.00	0.00	0.00
2019-09-06 13:00:01	0	0.00	0.00	0.00
2019-09-06 14:00:01	0	0.00	0.00	0.00
2019-09-06 15:00:01	0	0.00	0.00	0.00
2019-09-06 16:00:01	0	0.00	0.00	0.00
2019-09-06 17:00:01	0	0.00	0.00	0.00
2019-09-06 18:00:01	0	0.00	0.00	0.00
2019-09-06 19:00:01	0	0.00	0.00	0.00
2019-09-06 20:00:01	0	0.00	0.00	0.00
2019-09-06 21:00:01	0	0.00	0.00	0.00
2019-09-06 22:00:01	0	0.00	0.00	0.00
2019-09-06 23:00:01	0	0.00	0.00	0.00
2019-09-07 00:00:01	0	0.00	0.00	0.00
2019-09-07 01:00:01	0	0.00	0.00	0.00
2019-09-07 02:00:01	0	0.00	0.00	0.00
2019-09-07 03:00:01	0	0.00	0.00	0.00
2019-09-07 04:00:01	0	0.00	0.00	0.00
2019-09-07 05:00:01	0	0.00	0.00	0.00
2019-09-07 06:00:01	0	0.00	0.00	0.00

Date/Time	Ammonia to burner (yes/no)	Corrected NOx (NO2)	Corrected NH3	Corrected N2O
		mg/m ³	mg/m ³	mg/m ³
2019-09-07 07:00:01	0	0.00	0.00	0.00
2019-09-07 08:00:01	0	0.00	0.00	0.00
2019-09-07 09:00:01	0	0.00	0.00	0.00
2019-09-07 10:00:01	0	0.00	0.00	0.00
2019-09-07 11:00:01	0	0.00	0.00	0.00
2019-09-07 12:00:01	0	0.00	0.00	0.00
2019-09-07 13:00:01	0	0.00	0.00	0.00
2019-09-07 14:00:01	0	0.00	0.00	0.00
2019-09-07 15:00:01	0	0.00	0.00	0.00
2019-09-07 16:00:01	0	0.00	0.00	0.00
2019-09-07 17:00:01	0	0.00	0.00	0.00
2019-09-07 18:00:01	0	0.00	0.00	0.00
2019-09-07 19:00:01	0	0.00	0.00	0.00
2019-09-07 20:00:01	0	0.00	0.00	0.00
2019-09-07 21:00:01	0	0.00	0.00	0.00
2019-09-07 22:00:01	0	0.00	0.00	0.00
2019-09-07 23:00:01	0	0.00	0.00	0.00
2019-09-08 00:00:01	0	0.00	0.00	0.00
2019-09-08 01:00:01	0	0.00	0.00	0.00
2019-09-08 02:00:01	0	0.00	0.00	0.00
2019-09-08 03:00:01	0	0.00	0.00	0.00
2019-09-08 04:00:01	0	0.00	0.00	0.00
2019-09-08 05:00:01	0	0.00	0.00	0.00
2019-09-08 06:00:01	0	0.00	0.00	0.00
2019-09-08 07:00:01	0	0.00	0.00	0.00
2019-09-08 08:00:01	0	0.00	0.00	0.00
2019-09-08 09:00:01	0	0.00	0.00	0.00
2019-09-08 10:00:01	0	0.00	0.00	0.00
2019-09-08 11:00:01	0	0.00	0.00	0.00
2019-09-08 12:00:01	0	0.00	0.00	0.00
2019-09-08 13:00:01	0	0.00	0.00	0.00
2019-09-08 14:00:01	0	0.00	0.00	0.00
2019-09-08 15:00:01	0	0.00	0.00	0.00
2019-09-08 16:00:01	0	0.00	0.00	0.00
2019-09-08 17:00:01	0	0.00	0.00	0.00
2019-09-08 18:00:01	0	0.00	0.00	0.00
2019-09-08 19:00:01	0	0.00	0.00	0.00
2019-09-08 20:00:01	0	0.00	0.00	0.00
2019-09-08 21:00:01	0	0.00	0.00	0.00
2019-09-08 22:00:01	0	0.00	0.00	0.00
2019-09-08 23:00:01	0	0.00	0.00	0.00
2019-09-09 00:00:01	0	0.00	0.00	0.00

Date/Time	Ammonia to burner (yes/no)	Corrected NOx (NO2)	Corrected NH3	Corrected N2O
		mg/m ³	mg/m ³	mg/m ³
2019-09-09 01:00:01	0	0.00	0.00	0.00
2019-09-09 02:00:01	0	0.00	0.00	0.00
2019-09-09 03:00:01	0	0.00	0.00	0.00
2019-09-09 04:00:01	0	0.00	0.00	0.00
2019-09-09 05:00:01	0	0.00	0.00	0.00
2019-09-09 06:00:01	0	0.00	0.00	0.00
2019-09-09 07:00:01	0	0.00	0.00	0.00
2019-09-09 08:00:01	0	0.00	0.00	0.00
2019-09-09 09:00:01	0	0.00	0.00	0.00
2019-09-09 10:00:01	0	0.00	0.00	0.00
2019-09-09 11:00:01	0	0.00	0.00	0.00
2019-09-09 12:00:01	0	0.00	0.00	0.00
2019-09-09 13:00:01	0	0.00	0.00	0.00
2019-09-09 14:00:01	0	0.00	0.00	0.00
2019-09-09 15:00:01	0	0.00	0.00	0.00
2019-09-09 16:00:01	0	0.00	0.00	0.00
2019-09-09 17:00:01	0	0.00	0.00	0.00
2019-09-09 18:00:01	0	0.00	0.00	0.00
2019-09-09 19:00:01	0	0.00	0.00	0.00
2019-09-09 20:00:01	0	0.00	0.00	0.00
2019-09-09 21:00:01	0	0.00	0.00	0.00
2019-09-09 22:00:01	0	0.00	0.00	0.00
2019-09-09 23:00:01	0	0.00	0.00	0.00
2019-09-10 00:00:01	0	0.00	0.00	0.00
2019-09-10 01:00:01	0	0.00	0.00	0.00
2019-09-10 02:00:01	0	0.00	0.00	0.00
2019-09-10 03:00:01	0	0.00	0.00	0.00
2019-09-10 04:00:01	0	0.00	0.00	0.00
2019-09-10 05:00:01	0	0.00	0.00	0.00
2019-09-10 06:00:01	0	0.00	0.00	0.00
2019-09-10 07:00:01	0	0.00	0.00	0.00
2019-09-10 08:00:01	0	0.00	0.00	0.00
2019-09-10 09:00:01	0	0.00	0.00	0.00
2019-09-10 10:00:01	0	0.00	0.00	0.00
2019-09-10 11:00:01	0	0.00	0.00	0.00
2019-09-10 12:00:01	0	0.00	0.00	0.00
2019-09-10 13:00:01	0	0.00	0.00	0.00
2019-09-10 14:00:01	0	0.00	0.00	0.00
2019-09-10 15:00:01	0	0.00	0.00	0.00
2019-09-10 16:00:01	0	0.00	0.00	0.00
2019-09-10 17:00:01	0	0.00	0.00	0.00
2019-09-10 18:00:01	0	0.00	0.00	0.00

Date/Time	Ammonia to burner (yes/no)	Corrected NOx (NO2)	Corrected NH3	Corrected N2O
		mg/m ³	mg/m ³	mg/m ³
2019-09-10 19:00:01	0	0.00	0.00	0.00
2019-09-10 20:00:01	0	0.00	0.00	0.00
2019-09-10 21:00:01	0	0.00	0.00	0.00
2019-09-10 22:00:01	0	0.00	0.00	0.00
2019-09-10 23:00:01	0	0.00	0.00	0.00
2019-09-11 00:00:01	0	0.00	0.00	0.00
2019-09-11 01:00:01	0	0.00	0.00	0.00
2019-09-11 02:00:01	0	0.00	0.00	0.00
2019-09-11 03:00:01	0	0.00	0.00	0.00
2019-09-11 04:00:01	0	0.00	0.00	0.00
2019-09-11 05:00:01	0	0.00	0.00	0.00
2019-09-11 06:00:01	0	0.00	0.00	0.00
2019-09-11 07:00:01	0	0.00	0.00	0.00
2019-09-11 08:00:01	0	0.00	0.00	0.00
2019-09-11 09:00:01	0	0.00	0.00	0.00
2019-09-11 10:00:01	0	0.00	0.00	0.00
2019-09-11 11:00:01	0	0.00	0.00	0.00
2019-09-11 12:00:01	0	0.00	0.00	0.00
2019-09-11 13:00:01	0	0.00	0.00	0.00
2019-09-11 14:00:01	0	0.00	0.00	0.00
2019-09-11 15:00:01	0	0.00	0.00	0.00
2019-09-11 16:00:01	0	0.00	0.00	0.00
2019-09-11 17:00:01	0	0.00	0.00	0.00
2019-09-11 18:00:01	0	0.00	0.00	0.00
2019-09-11 19:00:01	0	0.00	0.00	0.00
2019-09-11 20:00:01	0	0.00	0.00	0.00
2019-09-11 21:00:01	0	0.00	0.00	0.00
2019-09-11 22:00:01	0	0.00	0.00	0.00
2019-09-11 23:00:01	0	0.00	0.00	0.00
2019-09-12 00:00:01	0	0.00	0.00	0.00
2019-09-12 01:00:01	0	0.00	0.00	0.00
2019-09-12 02:00:01	0	0.00	0.00	0.00
2019-09-12 03:00:01	0	0.00	0.00	0.00
2019-09-12 04:00:01	0	0.00	0.00	0.00
2019-09-12 05:00:01	0	0.00	0.00	0.00
2019-09-12 06:00:01	0	0.00	0.00	0.00
2019-09-12 07:00:01	0	0.00	0.00	0.00
2019-09-12 08:00:01	0	0.00	0.00	0.00
2019-09-12 09:00:01	0	0.00	0.00	0.00
2019-09-12 10:00:01	0	0.00	0.00	0.00
2019-09-12 11:00:01	0	0.00	0.00	0.00
2019-09-12 12:00:01	0	0.00	0.00	0.00

Date/Time	Ammonia to burner (yes/no)	Corrected NOx (NO2)	Corrected NH3	Corrected N2O
		mg/m ³	mg/m ³	mg/m ³
2019-09-12 13:00:01	0	0.00	0.00	0.00
2019-09-12 14:00:01	0	0.00	0.00	0.00
2019-09-12 15:00:01	0	0.00	0.00	0.00
2019-09-12 16:00:01	0	0.00	0.00	0.00
2019-09-12 17:00:01	0	0.00	0.00	0.00
2019-09-12 18:00:01	0	0.00	0.00	0.00
2019-09-12 19:00:01	0	0.00	0.00	0.00
2019-09-12 20:00:01	0	0.00	0.00	0.00
2019-09-12 21:00:01	0	0.00	0.00	0.00
2019-09-12 22:00:01	0	0.00	0.00	0.00
2019-09-12 23:00:01	0	0.00	0.00	0.00
2019-09-13 00:00:01	0	0.00	0.00	0.00
2019-09-13 01:00:01	0	0.00	0.00	0.00
2019-09-13 02:00:01	0	0.00	0.00	0.00
2019-09-13 03:00:01	0	0.00	0.00	0.00
2019-09-13 04:00:01	0	0.00	0.00	0.00
2019-09-13 05:00:01	0	0.00	0.00	0.00
2019-09-13 06:00:01	0	0.00	0.00	0.00
2019-09-13 07:00:01	0	0.00	0.00	0.00
2019-09-13 08:00:01	0	0.00	0.00	0.00
2019-09-13 09:00:01	0	0.00	0.00	0.00
2019-09-13 10:00:01	0	0.00	0.00	0.00
2019-09-13 11:00:01	0	0.00	0.00	0.00
2019-09-13 12:00:01	0	0.00	0.00	0.00
2019-09-13 13:00:01	0	0.00	0.00	0.00
2019-09-13 14:00:01	0	0.00	0.00	0.00
2019-09-13 15:00:01	0	0.00	0.00	0.00
2019-09-13 16:00:01	0	0.00	0.00	0.00
2019-09-13 17:00:01	0	0.00	0.00	0.00
2019-09-13 18:00:01	0	0.00	0.00	0.00
2019-09-13 19:00:01	0	0.00	0.00	0.00
2019-09-13 20:00:01	0	0.00	0.00	0.00
2019-09-13 21:00:01	0	0.00	0.00	0.00
2019-09-13 22:00:01	0	0.00	0.00	0.00
2019-09-13 23:00:01	0	0.00	0.00	0.00
2019-09-14 00:00:01	0	0.00	0.00	0.00
2019-09-14 01:00:01	0	0.00	0.00	0.00
2019-09-14 02:00:01	0	0.00	0.00	0.00
2019-09-14 03:00:01	0	0.00	0.00	0.00
2019-09-14 04:00:01	0	0.00	0.00	0.00
2019-09-14 05:00:01	0	0.00	0.00	0.00
2019-09-14 06:00:01	0	0.00	0.00	0.00

Date/Time	Ammonia to burner (yes/no)	Corrected NOx (NO2)	Corrected NH3	Corrected N2O
		mg/m ³	mg/m ³	mg/m ³
2019-09-14 07:00:01	0	0.00	0.00	0.00
2019-09-14 08:00:01	0	0.00	0.00	0.00
2019-09-14 09:00:01	0	0.00	0.00	0.00
2019-09-14 10:00:01	0	0.00	0.00	0.00
2019-09-14 11:00:01	0	0.00	0.00	0.00
2019-09-14 12:00:01	0	0.00	0.00	0.00
2019-09-14 13:00:01	0	0.00	0.00	0.00
2019-09-14 14:00:01	0	0.00	0.00	0.00
2019-09-14 15:00:01	0	0.00	0.00	0.00
2019-09-14 16:00:01	0	0.00	0.00	0.00
2019-09-14 17:00:01	0	0.00	0.00	0.00
2019-09-14 18:00:01	0	0.00	0.00	0.00
2019-09-14 19:00:01	0	0.00	0.00	0.00
2019-09-14 20:00:01	0	0.00	0.00	0.00
2019-09-14 21:00:01	0	0.00	0.00	0.00
2019-09-14 22:00:01	0	0.00	0.00	0.00
2019-09-14 23:00:01	0	0.00	0.00	0.00
2019-09-15 00:00:01	0	0.00	0.00	0.00
2019-09-15 01:00:01	0	0.00	0.00	0.00
2019-09-15 02:00:01	0	0.00	0.00	0.00
2019-09-15 03:00:01	0	0.00	0.00	0.00
2019-09-15 04:00:01	0	0.00	0.00	0.00
2019-09-15 05:00:01	0	0.00	0.00	0.00
2019-09-15 06:00:01	0	0.00	0.00	0.00
2019-09-15 07:00:01	0	0.00	0.00	0.00
2019-09-15 08:00:01	0	0.00	0.00	0.00
2019-09-15 09:00:01	0	0.00	0.00	0.00
2019-09-15 10:00:01	0	0.00	0.00	0.00
2019-09-15 11:00:01	0	0.00	0.00	0.00
2019-09-15 12:00:01	0	0.00	0.00	0.00
2019-09-15 13:00:01	0	0.00	0.00	0.00
2019-09-15 14:00:01	0	0.00	0.00	0.00
2019-09-15 15:00:01	0	0.00	0.00	0.00
2019-09-15 16:00:01	0	0.00	0.00	0.00
2019-09-15 17:00:01	0	0.00	0.00	0.00
2019-09-15 18:00:01	0	0.00	0.00	0.00
2019-09-15 19:00:01	0	0.00	0.00	0.00
2019-09-15 20:00:01	0	0.00	0.00	0.00
2019-09-15 21:00:01	0	0.00	0.00	0.00
2019-09-15 22:00:01	0	0.00	0.00	0.00
2019-09-15 23:00:01	0	0.00	0.00	0.00
2019-09-16 00:00:01	0	0.00	0.00	0.00

Date/Time	Ammonia to burner (yes/no)	Corrected NOx (NO2)	Corrected NH3	Corrected N2O
		mg/m ³	mg/m ³	mg/m ³
2019-09-16 01:00:01	0	0.00	0.00	0.00
2019-09-16 02:00:01	0	0.00	0.00	0.00
2019-09-16 03:00:01	0	0.00	0.00	0.00
2019-09-16 04:00:01	0	0.00	0.00	0.00
2019-09-16 05:00:01	0	0.00	0.00	0.00
2019-09-16 06:00:01	0	0.00	0.00	0.00
2019-09-16 07:00:01	0	0.00	0.00	0.00
2019-09-16 08:00:01	0	0.00	0.00	0.00
2019-09-16 09:00:01	0	0.00	0.00	0.00
2019-09-16 10:00:01	0	0.00	0.00	0.00
2019-09-16 11:00:01	0	0.00	0.00	0.00
2019-09-16 12:00:01	0	0.00	0.00	0.00
2019-09-16 13:00:01	0	0.00	0.00	0.00
2019-09-16 14:00:01	0	0.00	0.00	0.00
2019-09-16 15:00:01	0	0.00	0.00	0.00
2019-09-16 16:00:01	0	0.00	0.00	0.00
2019-09-16 17:00:01	0	0.00	0.00	0.00
2019-09-16 18:00:01	0	0.00	0.00	0.00
2019-09-16 19:00:01	0	0.00	0.00	0.00
2019-09-16 20:00:01	0	0.00	0.00	0.00
2019-09-16 21:00:01	0	0.00	0.00	0.00
2019-09-16 22:00:01	0	0.00	0.00	0.00
2019-09-16 23:00:01	0	0.00	0.00	0.00
2019-09-17 00:00:01	0	0.00	0.00	0.00
2019-09-17 01:00:01	0	0.00	0.00	0.00
2019-09-17 02:00:01	0	0.00	0.00	0.00
2019-09-17 03:00:01	0	0.00	0.00	0.00
2019-09-17 04:00:01	0	0.00	0.00	0.00
2019-09-17 05:00:01	0	0.00	0.00	0.00
2019-09-17 06:00:01	0	0.00	0.00	0.00
2019-09-17 07:00:01	0	0.00	0.00	0.00
2019-09-17 08:00:01	0	0.00	0.00	0.00
2019-09-17 09:00:01	0	0.00	0.00	0.00
2019-09-17 10:00:01	0	0.00	0.00	0.00
2019-09-17 11:00:01	0	0.00	0.00	0.00
2019-09-17 12:00:01	0	0.00	0.00	0.00
2019-09-17 13:00:01	0	0.00	0.00	0.00
2019-09-17 14:00:01	0	0.00	0.00	0.00
2019-09-17 15:00:01	0	0.00	0.00	0.00
2019-09-17 16:00:01	0	0.00	0.00	0.00
2019-09-17 17:00:01	0	0.00	0.00	0.00
2019-09-17 18:00:01	0	0.00	0.00	0.00

Date/Time	Ammonia to burner (yes/no)	Corrected NOx (NO2)	Corrected NH3	Corrected N2O
		mg/m ³	mg/m ³	mg/m ³
2019-09-17 19:00:01	0	0.00	0.00	0.00
2019-09-17 20:00:01	0	0.00	0.00	0.00
2019-09-17 21:00:01	0	0.00	0.00	0.00
2019-09-17 22:00:01	0	0.00	0.00	0.00
2019-09-17 23:00:01	0	0.00	0.00	0.00
2019-09-18 00:00:01	0	0.00	0.00	0.00
2019-09-18 01:00:01	0	0.00	0.00	0.00
2019-09-18 02:00:01	0	0.00	0.00	0.00
2019-09-18 03:00:01	0	0.00	0.00	0.00
2019-09-18 04:00:01	0	0.00	0.00	0.00
2019-09-18 05:00:01	0	0.00	0.00	0.00
2019-09-18 06:00:01	0	0.00	0.00	0.00
2019-09-18 07:00:01	0	0.00	0.00	0.00
2019-09-18 08:00:01	0	0.00	0.00	0.00
2019-09-18 09:00:01	0	0.00	0.00	0.00
2019-09-18 10:00:01	0	0.00	0.00	0.00
2019-09-18 11:00:01	0	0.00	0.00	0.00
2019-09-18 12:00:01	0	0.00	0.00	0.00
2019-09-18 13:00:01	0	0.00	0.00	0.00
2019-09-18 14:00:01	0	0.00	0.00	0.00
2019-09-18 15:00:01	0	0.00	0.00	0.00
2019-09-18 16:00:01	0	0.00	0.00	0.00
2019-09-18 17:00:01	0	0.00	0.00	0.00
2019-09-18 18:00:01	0	0.00	0.00	0.00
2019-09-18 19:00:01	0	0.00	0.00	0.00
2019-09-18 20:00:01	0	0.00	0.00	0.00
2019-09-18 21:00:01	0	0.00	0.00	0.00
2019-09-18 22:00:01	0	0.00	0.00	0.00
2019-09-18 23:00:01	0	0.00	0.00	0.00
2019-09-19 00:00:01	0	0.00	0.00	0.00
2019-09-19 01:00:01	0	0.00	0.00	0.00
2019-09-19 02:00:01	0	0.00	0.00	0.00
2019-09-19 03:00:01	0	0.00	0.00	0.00
2019-09-19 04:00:01	0	0.00	0.00	0.00
2019-09-19 05:00:01	0	0.00	0.00	0.00
2019-09-19 06:00:01	0	0.00	0.00	0.00
2019-09-19 07:00:01	0	0.00	0.00	0.00
2019-09-19 08:00:01	0	0.00	0.00	0.00
2019-09-19 09:00:01	0	0.00	0.00	0.00
2019-09-19 10:00:01	0	0.00	0.00	0.00
2019-09-19 11:00:01	0	0.00	0.00	0.00
2019-09-19 12:00:01	0	0.00	0.00	0.00

Date/Time	Ammonia to burner (yes/no)	Corrected NOx (NO2)	Corrected NH3	Corrected N2O
		mg/m ³	mg/m ³	mg/m ³
2019-09-19 13:00:01	0	0.00	0.00	0.00
2019-09-19 14:00:01	0	0.00	0.00	0.00
2019-09-19 15:00:01	0	0.00	0.00	0.00
2019-09-19 16:00:01	0	0.00	0.00	0.00
2019-09-19 17:00:01	0	0.00	0.00	0.00
2019-09-19 18:00:01	0	0.00	0.00	0.00
2019-09-19 19:00:01	0	0.00	0.00	0.00
2019-09-19 20:00:01	0	0.00	0.00	0.00
2019-09-19 21:00:01	0	0.00	0.00	0.00
2019-09-19 22:00:01	0	0.00	0.00	0.00
2019-09-19 23:00:01	0	0.00	0.00	0.00
2019-09-20 00:00:01	0	0.00	0.00	0.00
2019-09-20 01:00:01	0	0.00	0.00	0.00
2019-09-20 02:00:01	0	0.00	0.00	0.00
2019-09-20 03:00:01	0	0.00	0.00	0.00
2019-09-20 04:00:01	0	0.00	0.00	0.00
2019-09-20 05:00:01	0	0.00	0.00	0.00
2019-09-20 06:00:01	0	0.00	0.00	0.00
2019-09-20 07:00:01	0	0.00	0.00	0.00
2019-09-20 08:00:01	0	0.00	0.00	0.00
2019-09-20 09:00:01	0	0.00	0.00	0.00
2019-09-20 10:00:01	0	0.00	0.00	0.00
2019-09-20 11:00:01	0	0.00	0.00	0.00
2019-09-20 12:00:01	0	0.00	0.00	0.00
2019-09-20 13:00:01	0	0.00	0.00	0.00
2019-09-20 14:00:01	0	0.00	0.00	0.00
2019-09-20 15:00:01	0	0.00	0.00	0.00
2019-09-20 16:00:01	0	0.00	0.00	0.00
2019-09-20 17:00:01	0	0.00	0.00	0.00
2019-09-20 18:00:01	0	0.00	0.00	0.00
2019-09-20 19:00:01	0	0.00	0.00	0.00
2019-09-20 20:00:01	0	0.00	0.00	0.00
2019-09-20 21:00:01	0	0.00	0.00	0.00
2019-09-20 22:00:01	0	0.00	0.00	0.00
2019-09-20 23:00:01	0	0.00	0.00	0.00
2019-09-21 00:00:01	0	0.00	0.00	0.00
2019-09-21 01:00:01	0	0.00	0.00	0.00
2019-09-21 02:00:01	0	0.00	0.00	0.00
2019-09-21 03:00:01	0	0.00	0.00	0.00
2019-09-21 04:00:01	0	0.00	0.00	0.00
2019-09-21 05:00:01	0	0.00	0.00	0.00
2019-09-21 06:00:01	0	0.00	0.00	0.00

Date/Time	Ammonia to burner (yes/no)	Corrected NOx (NO2)	Corrected NH3	Corrected N2O
		mg/m ³	mg/m ³	mg/m ³
2019-09-21 07:00:01	0	0.00	0.00	0.00
2019-09-21 08:00:01	0	0.00	0.00	0.00
2019-09-21 09:00:01	0	0.00	0.00	0.00
2019-09-21 10:00:01	0	0.00	0.00	0.00
2019-09-21 11:00:01	0	0.00	0.00	0.00
2019-09-21 12:00:01	0	0.00	0.00	0.00
2019-09-21 13:00:01	0	0.00	0.00	0.00
2019-09-21 14:00:01	0	0.00	0.00	0.00
2019-09-21 15:00:01	0	0.00	0.00	0.00
2019-09-21 16:00:01	0	0.00	0.00	0.00
2019-09-21 17:00:01	0	0.00	0.00	0.00
2019-09-21 18:00:01	0	0.00	0.00	0.00
2019-09-21 19:00:01	0	0.00	0.00	0.00
2019-09-21 20:00:01	0	0.00	0.00	0.00
2019-09-21 21:00:01	0	0.00	0.00	0.00
2019-09-21 22:00:01	0	0.00	0.00	0.00
2019-09-21 23:00:01	0	0.00	0.00	0.00
2019-09-22 00:00:01	0	0.00	0.00	0.00
2019-09-22 01:00:01	0	0.00	0.00	0.00
2019-09-22 02:00:01	0	0.00	0.00	0.00
2019-09-22 03:00:01	0	0.00	0.00	0.00
2019-09-22 04:00:01	0	0.00	0.00	0.00
2019-09-22 05:00:01	0	0.00	0.00	0.00
2019-09-22 06:00:01	0	0.00	0.00	0.00
2019-09-22 07:00:01	0	0.00	0.00	0.00
2019-09-22 08:00:01	0	0.00	0.00	0.00
2019-09-22 09:00:01	0	0.00	0.00	0.00
2019-09-22 10:00:01	0	0.00	0.00	0.00
2019-09-22 11:00:01	0	0.00	0.00	0.00
2019-09-22 12:00:01	0	0.00	0.00	0.00
2019-09-22 13:00:01	0	0.00	0.00	0.00
2019-09-22 14:00:01	0	0.00	0.00	0.00
2019-09-22 15:00:01	0	0.00	0.00	0.00
2019-09-22 16:00:01	0	0.00	0.00	0.00
2019-09-22 17:00:01	0	0.00	0.00	0.00
2019-09-22 18:00:01	0	0.00	0.00	0.00
2019-09-22 19:00:01	0	0.00	0.00	0.00
2019-09-22 20:00:01	0	0.00	0.00	0.00
2019-09-22 21:00:01	0	0.00	0.00	0.00
2019-09-22 22:00:01	0	0.00	0.00	0.00
2019-09-22 23:00:01	0	0.00	0.00	0.00
2019-09-23 00:00:01	0	0.00	0.00	0.00

Date/Time	Ammonia to burner (yes/no)	Corrected NOx (NO2)	Corrected NH3	Corrected N2O
		mg/m ³	mg/m ³	mg/m ³
2019-09-23 01:00:01	0	0.00	0.00	0.00
2019-09-23 02:00:01	0	0.00	0.00	0.00
2019-09-23 03:00:01	0	0.00	0.00	0.00
2019-09-23 04:00:01	0	0.00	0.00	0.00
2019-09-23 05:00:01	0	0.00	0.00	0.00
2019-09-23 06:00:01	0	0.00	0.00	0.00
2019-09-23 07:00:01	0	0.00	0.00	0.00
2019-09-23 08:00:01	0	0.00	0.00	0.00
2019-09-23 09:00:01	0	0.00	0.00	0.00
2019-09-23 10:00:01	0	0.00	0.00	0.00
2019-09-23 11:00:01	0	0.00	0.00	0.00
2019-09-23 12:00:01	0	0.00	0.00	0.00
2019-09-23 13:00:01	0	0.00	0.00	0.00
2019-09-23 14:00:01	0	0.00	0.00	0.00
2019-09-23 15:00:01	0	0.00	0.00	0.00
2019-09-23 16:00:01	0	0.00	0.00	0.00
2019-09-23 17:00:01	0	0.00	0.00	0.00
2019-09-23 18:00:01	0	0.00	0.00	0.00
2019-09-23 19:00:01	0	0.00	0.00	0.00
2019-09-23 20:00:01	0	0.00	0.00	0.00
2019-09-23 21:00:01	0	0.00	0.00	0.00
2019-09-23 22:00:01	0	0.00	0.00	0.00
2019-09-23 23:00:01	0	0.00	0.00	0.00
2019-09-24 00:00:01	0	0.00	0.00	0.00
2019-09-24 01:00:01	0	0.00	0.00	0.00
2019-09-24 02:00:01	0	0.00	0.00	0.00
2019-09-24 03:00:01	0	0.00	0.00	0.00
2019-09-24 04:00:01	0	0.00	0.00	0.00
2019-09-24 05:00:01	0	0.00	0.00	0.00
2019-09-24 06:00:01	0	0.00	0.00	0.00
2019-09-24 07:00:01	0	0.00	0.00	0.00
2019-09-24 08:00:01	0	0.00	0.00	0.00
2019-09-24 09:00:01	0	0.00	0.00	0.00
2019-09-24 10:00:01	0	0.00	0.00	0.00
2019-09-24 11:00:01	0	0.00	0.00	0.00
2019-09-24 12:00:01	0	0.00	0.00	0.00
2019-09-24 13:00:01	0	0.00	0.00	0.00
2019-09-24 14:00:01	0	0.00	0.00	0.00
2019-09-24 15:00:01	0	0.00	0.00	0.00
2019-09-24 16:00:01	0	0.00	0.00	0.00
2019-09-24 17:00:01	0	0.00	0.00	0.00
2019-09-24 18:00:01	0	0.00	0.00	0.00

Date/Time	Ammonia to burner (yes/no)	Corrected NOx (NO2)	Corrected NH3	Corrected N2O
		mg/m ³	mg/m ³	mg/m ³
2019-09-24 19:00:01	0	0.00	0.00	0.00
2019-09-24 20:00:01	0	0.00	0.00	0.00
2019-09-24 21:00:01	0	0.00	0.00	0.00
2019-09-24 22:00:01	0	0.00	0.00	0.00
2019-09-24 23:00:01	0	0.00	0.00	0.00
2019-09-25 00:00:01	0	0.00	0.00	0.00
2019-09-25 01:00:01	0	0.00	0.00	0.00
2019-09-25 02:00:01	0	0.00	0.00	0.00
2019-09-25 03:00:01	0	0.00	0.00	0.00
2019-09-25 04:00:01	0	0.00	0.00	0.00
2019-09-25 05:00:01	0	0.00	0.00	0.00
2019-09-25 06:00:01	0	0.00	0.00	0.00
2019-09-25 07:00:01	0	0.00	0.00	0.00
2019-09-25 08:00:01	0	0.00	0.00	0.00
2019-09-25 09:00:01	0	0.00	0.00	0.00
2019-09-25 10:00:01	0	0.00	0.00	0.00
2019-09-25 11:00:01	0	0.00	0.00	0.00
2019-09-25 12:00:01	0	0.00	0.00	0.00
2019-09-25 13:00:01	0	0.00	0.00	0.00
2019-09-25 14:00:01	0	0.00	0.00	0.00
2019-09-25 15:00:01	0	0.00	0.00	0.00
2019-09-25 16:00:01	0	0.00	0.00	0.00
2019-09-25 17:00:01	0	0.00	0.00	0.00
2019-09-25 18:00:01	0	0.00	0.00	0.00
2019-09-25 19:00:01	0	0.00	0.00	0.00
2019-09-25 20:00:01	0	0.00	0.00	0.00
2019-09-25 21:00:01	0	0.00	0.00	0.00
2019-09-25 22:00:01	0	0.00	0.00	0.00
2019-09-25 23:00:01	0	0.00	0.00	0.00
2019-09-26 00:00:01	0	0.00	0.00	0.00
2019-09-26 01:00:01	0	0.00	0.00	0.00
2019-09-26 02:00:01	0	0.00	0.00	0.00
2019-09-26 03:00:01	0	0.00	0.00	0.00
2019-09-26 04:00:01	0	0.00	0.00	0.00
2019-09-26 05:00:01	0	0.00	0.00	0.00
2019-09-26 06:00:01	0	0.00	0.00	0.00
2019-09-26 07:00:01	0	0.00	0.00	0.00
2019-09-26 08:00:01	0	0.00	0.00	0.00
2019-09-26 09:00:01	0	0.00	0.00	0.00
2019-09-26 10:00:01	0	0.00	0.00	0.00
2019-09-26 11:00:01	0	0.00	0.00	0.00
2019-09-26 12:00:01	0	0.00	0.00	0.00

Date/Time	Ammonia to burner (yes/no)	Corrected NOx (NO2)	Corrected NH3	Corrected N2O
		mg/m ³	mg/m ³	mg/m ³
2019-09-26 13:00:01	0	0.00	0.00	0.00
2019-09-26 14:00:01	0	0.00	0.00	0.00
2019-09-26 15:00:01	0	0.00	0.00	0.00
2019-09-26 16:00:01	0	0.00	0.00	0.00
2019-09-26 17:00:01	0	0.00	0.00	0.00
2019-09-26 18:00:01	0	0.00	0.00	0.00
2019-09-26 19:00:01	0	0.00	0.00	0.00
2019-09-26 20:00:01	0	0.00	0.00	0.00
2019-09-26 21:00:01	0	0.00	0.00	0.00
2019-09-26 22:00:01	0	0.00	0.00	0.00
2019-09-26 23:00:01	0	0.00	0.00	0.00
2019-09-27 00:00:01	0	0.00	0.00	0.00
2019-09-27 01:00:01	0	0.00	0.00	0.00
2019-09-27 02:00:01	0	0.00	0.00	0.00
2019-09-27 03:00:01	0	0.00	0.00	0.00
2019-09-27 04:00:01	0	0.00	0.00	0.00
2019-09-27 05:00:01	0	0.00	0.00	0.00
2019-09-27 06:00:01	0	0.00	0.00	0.00
2019-09-27 07:00:01	0	0.00	0.00	0.00
2019-09-27 08:00:01	0	0.00	0.00	0.00
2019-09-27 09:00:01	0	0.00	0.00	0.00
2019-09-27 10:00:01	0	0.00	0.00	0.00
2019-09-27 11:00:01	0	0.00	0.00	0.00
2019-09-27 12:00:01	0	0.00	0.00	0.00
2019-09-27 13:00:01	0	0.00	0.00	0.00
2019-09-27 14:00:01	0	0.00	0.00	0.00
2019-09-27 15:00:01	0	0.00	0.00	0.00
2019-09-27 16:00:01	0	0.00	0.00	0.00
2019-09-27 17:00:01	0	0.00	0.00	0.00
2019-09-27 18:00:01	0	0.00	0.00	0.00
2019-09-27 19:00:01	0	0.00	0.00	0.00
2019-09-27 20:00:01	0	0.00	0.00	0.00
2019-09-27 21:00:01	0	0.00	0.00	0.00
2019-09-27 22:00:01	0	0.00	0.00	0.00
2019-09-27 23:00:01	0	0.00	0.00	0.00
2019-09-28 00:00:01	0	0.00	0.00	0.00
2019-09-28 01:00:01	0	0.00	0.00	0.00
2019-09-28 02:00:01	0	0.00	0.00	0.00
2019-09-28 03:00:01	0	0.00	0.00	0.00
2019-09-28 04:00:01	0	0.00	0.00	0.00
2019-09-28 05:00:01	0	0.00	0.00	0.00
2019-09-28 06:00:01	0	0.00	0.00	0.00

Date/Time	Ammonia to burner (yes/no)	Corrected NOx (NO2)	Corrected NH3	Corrected N2O
		mg/m ³	mg/m ³	mg/m ³
2019-09-28 07:00:01	0	0.00	0.00	0.00
2019-09-28 08:00:01	0	0.00	0.00	0.00
2019-09-28 09:00:01	0	0.00	0.00	0.00
2019-09-28 10:00:01	0	0.00	0.00	0.00
2019-09-28 11:00:01	0	0.00	0.00	0.00
2019-09-28 12:00:01	0	0.00	0.00	0.00
2019-09-28 13:00:01	0	0.00	0.00	0.00
2019-09-28 14:00:01	0	0.00	0.00	0.00
2019-09-28 15:00:01	0	0.00	0.00	0.00
2019-09-28 16:00:01	0	0.00	0.00	0.00
2019-09-28 17:00:01	0	0.00	0.00	0.00
2019-09-28 18:00:01	0	0.00	0.00	0.00
2019-09-28 19:00:01	0	0.00	0.00	0.00
2019-09-28 20:00:01	0	0.00	0.00	0.00
2019-09-28 21:00:01	0	0.00	0.00	0.00
2019-09-28 22:00:01	0	0.00	0.00	0.00
2019-09-28 23:00:01	0	0.00	0.00	0.00
2019-09-29 00:00:01	0	0.00	0.00	0.00
2019-09-29 01:00:01	0	0.00	0.00	0.00
2019-09-29 02:00:01	0	0.00	0.00	0.00
2019-09-29 03:00:01	0	0.00	0.00	0.00
2019-09-29 04:00:01	0	0.00	0.00	0.00
2019-09-29 05:00:01	0	0.00	0.00	0.00
2019-09-29 06:00:01	0	0.00	0.00	0.00
2019-09-29 07:00:01	0	0.00	0.00	0.00
2019-09-29 08:00:01	0	0.00	0.00	0.00
2019-09-29 09:00:01	0	0.00	0.00	0.00
2019-09-29 10:00:01	0	0.00	0.00	0.00
2019-09-29 11:00:01	0	0.00	0.00	0.00
2019-09-29 12:00:01	0	0.00	0.00	0.00
2019-09-29 13:00:01	0	0.00	0.00	0.00
2019-09-29 14:00:01	0	0.00	0.00	0.00
2019-09-29 15:00:01	0	0.00	0.00	0.00
2019-09-29 16:00:01	0	0.00	0.00	0.00
2019-09-29 17:00:01	0	0.00	0.00	0.00
2019-09-29 18:00:01	0	0.00	0.00	0.00
2019-09-29 19:00:01	0	0.00	0.00	0.00
2019-09-29 20:00:01	0	0.00	0.00	0.00
2019-09-29 21:00:01	0	0.00	0.00	0.00
2019-09-29 22:00:01	0	0.00	0.00	0.00
2019-09-29 23:00:01	0	0.00	0.00	0.00
2019-09-30 00:00:01	0	0.00	0.00	0.00

Date/Time	Ammonia to burner (yes/no)	Corrected NOx (NO2)	Corrected NH3	Corrected N2O
		mg/m ³	mg/m ³	mg/m ³
2019-09-30 01:00:01	0	0.00	0.00	0.00
2019-09-30 02:00:01	0	0.00	0.00	0.00
2019-09-30 03:00:01	0	0.00	0.00	0.00
2019-09-30 04:00:01	0	0.00	0.00	0.00
2019-09-30 05:00:01	0	0.00	0.00	0.00
2019-09-30 06:00:01	0	0.00	0.00	0.00
2019-09-30 07:00:01	0	0.00	0.00	0.00
2019-09-30 08:00:01	0	0.00	0.00	0.00
2019-09-30 09:00:01	0	0.00	0.00	0.00
2019-09-30 10:00:01	0	0.00	0.00	0.00
2019-09-30 11:00:01	0	0.00	0.00	0.00
2019-09-30 12:00:01	0	0.00	0.00	0.00
2019-09-30 13:00:01	0	0.00	0.00	0.00
2019-09-30 14:00:01	0	0.00	0.00	0.00
2019-09-30 15:00:01	0	0.00	0.00	0.00
2019-09-30 16:00:01	0	0.00	0.00	0.00
2019-09-30 17:00:01	0	0.00	0.00	0.00
2019-09-30 18:00:01	0	0.00	0.00	0.00
2019-09-30 19:00:01	0	0.00	0.00	0.00
2019-09-30 20:00:01	0	0.00	0.00	0.00
2019-09-30 21:00:01	0	0.00	0.00	0.00
2019-09-30 22:00:01	0	0.00	0.00	0.00
2019-09-30 23:00:01	0	0.00	0.00	0.00
2019-10-01 00:00:01	0	0.00	0.00	0.00
2019-10-01 01:00:01	0	0.00	0.00	0.00
2019-10-01 02:00:01	0	0.00	0.00	0.00
2019-10-01 03:00:01	0	0.00	0.00	0.00
2019-10-01 04:00:01	0	0.00	0.00	0.00
2019-10-01 05:00:01	0	0.00	0.00	0.00
2019-10-01 06:00:01	0	0.00	0.00	0.00
2019-10-01 07:00:01	0	0.00	0.00	0.00
2019-10-01 08:00:01	0	0.00	0.00	0.00
2019-10-01 09:00:01	0	0.00	0.00	0.00
2019-10-01 10:00:01	0	0.00	0.00	0.00
2019-10-01 11:00:01	0	0.00	0.00	0.00
2019-10-01 12:00:01	0	0.00	0.00	0.00
2019-10-01 13:00:01	0	0.00	0.00	0.00
2019-10-01 14:00:01	0	0.00	0.00	0.00
2019-10-01 15:00:01	0	0.00	0.00	0.00
2019-10-01 16:00:01	0	0.00	0.00	0.00
2019-10-01 17:00:01	0	0.00	0.00	0.00
2019-10-01 18:00:01	0	0.00	0.00	0.00

Date/Time	Ammonia to burner (yes/no)	Corrected NOx (NO2)	Corrected NH3	Corrected N2O
		mg/m ³	mg/m ³	mg/m ³
2019-10-01 19:00:01	0	0.00	0.00	0.00
2019-10-01 20:00:01	0	0.00	0.00	0.00
2019-10-01 21:00:01	0	0.00	0.00	0.00
2019-10-01 22:00:01	0	0.00	0.00	0.00
2019-10-01 23:00:01	0	0.00	0.00	0.00
2019-10-02 00:00:01	0	0.00	0.00	0.00
2019-10-02 01:00:01	0	0.00	0.00	0.00
2019-10-02 02:00:01	0	0.00	0.00	0.00
2019-10-02 03:00:01	0	0.00	0.00	0.00
2019-10-02 04:00:01	0	0.00	0.00	0.00
2019-10-02 05:00:01	0	0.00	0.00	0.00
2019-10-02 06:00:01	0	0.00	0.00	0.00
2019-10-02 07:00:01	0	0.00	0.00	0.00
2019-10-02 08:00:01	0	0.00	0.00	0.00
2019-10-02 09:00:01	0	0.00	0.00	0.00
2019-10-02 10:00:01	0	0.00	0.00	0.00
2019-10-02 11:00:01	0	0.00	0.00	0.00
2019-10-02 12:00:01	0	0.00	0.00	0.00
2019-10-02 13:00:01	0	0.00	0.00	0.00
2019-10-02 14:00:01	0	0.00	0.00	0.00
2019-10-02 15:00:01	0	0.00	0.00	0.00
2019-10-02 16:00:01	0	0.00	0.00	0.00
2019-10-02 17:00:01	0	0.00	0.00	0.00
2019-10-02 18:00:01	0	0.00	0.00	0.00
2019-10-02 19:00:01	0	0.00	0.00	0.00
2019-10-02 20:00:01	0	0.00	0.00	0.00
2019-10-02 21:00:01	0	0.00	0.00	0.00
2019-10-02 22:00:01	0	0.00	0.00	0.00
2019-10-02 23:00:01	0	0.00	0.00	0.00
2019-10-03 00:00:01	0	0.00	0.00	0.00
2019-10-03 01:00:01	0	0.00	0.00	0.00
2019-10-03 02:00:01	0	0.00	0.00	0.00
2019-10-03 03:00:01	0	0.00	0.00	0.00
2019-10-03 04:00:01	0	0.00	0.00	0.00
2019-10-03 05:00:01	0	0.00	0.00	0.00
2019-10-03 06:00:01	0	0.00	0.00	0.00
2019-10-03 07:00:01	0	0.00	0.00	0.00
2019-10-03 08:00:01	0	0.00	0.00	0.00
2019-10-03 09:00:01	0	0.00	0.00	0.00
2019-10-03 10:00:01	0	0.00	0.00	0.00
2019-10-03 11:00:01	0	0.00	0.00	0.00
2019-10-03 12:00:01	0	0.00	0.00	0.00

Date/Time	Ammonia to burner (yes/no)	Corrected NOx (NO2)	Corrected NH3	Corrected N2O
		mg/m ³	mg/m ³	mg/m ³
2019-10-03 13:00:01	0	0.00	0.00	0.00
2019-10-03 14:00:01	0	0.00	0.00	0.00
2019-10-03 15:00:01	0	0.00	0.00	0.00
2019-10-03 16:00:01	0	0.00	0.00	0.00
2019-10-03 17:00:01	0	0.00	0.00	0.00
2019-10-03 18:00:01	0	0.00	0.00	0.00
2019-10-03 19:00:01	0	0.00	0.00	0.00
2019-10-03 20:00:01	0	0.00	0.00	0.00
2019-10-03 21:00:01	0	0.00	0.00	0.00
2019-10-03 22:00:01	0	0.00	0.00	0.00
2019-10-03 23:00:01	0	0.00	0.00	0.00
2019-10-04 00:00:01	0	0.00	0.00	0.00
2019-10-04 01:00:01	0	0.00	0.00	0.00
2019-10-04 02:00:01	0	0.00	0.00	0.00
2019-10-04 03:00:01	0	0.00	0.00	0.00
2019-10-04 04:00:01	0	0.00	0.00	0.00
2019-10-04 05:00:01	0	0.00	0.00	0.00
2019-10-04 06:00:01	0	0.00	0.00	0.00
2019-10-04 07:00:01	0	0.00	0.00	0.00
2019-10-04 08:00:01	0	0.00	0.00	0.00
2019-10-04 09:00:01	0	0.00	0.00	0.00
2019-10-04 10:00:01	0	0.00	0.00	0.00
2019-10-04 11:00:01	0	0.00	0.00	0.00
2019-10-04 12:00:01	0	0.00	0.00	0.00
2019-10-04 13:00:01	0	0.00	0.00	0.00
2019-10-04 14:00:01	0	0.00	0.00	0.00
2019-10-04 15:00:01	0	0.00	0.00	0.00
2019-10-04 16:00:01	0	0.00	0.00	0.00
2019-10-04 17:00:01	0	0.00	0.00	0.00
2019-10-04 18:00:01	0	0.00	0.00	0.00
2019-10-04 19:00:01	0	0.00	0.00	0.00
2019-10-04 20:00:01	0	0.00	0.00	0.00
2019-10-04 21:00:01	0	0.00	0.00	0.00
2019-10-04 22:00:01	0	0.00	0.00	0.00
2019-10-04 23:00:01	0	0.00	0.00	0.00
2019-10-05 00:00:01	0	0.00	0.00	0.00
2019-10-05 01:00:01	0	0.00	0.00	0.00
2019-10-05 02:00:01	0	0.00	0.00	0.00
2019-10-05 03:00:01	0	0.00	0.00	0.00
2019-10-05 04:00:01	0	0.00	0.00	0.00
2019-10-05 05:00:01	0	0.00	0.00	0.00
2019-10-05 06:00:01	0	0.00	0.00	0.00

Date/Time	Ammonia to burner (yes/no)	Corrected NOx (NO2)	Corrected NH3	Corrected N2O
		mg/m ³	mg/m ³	mg/m ³
2019-10-05 07:00:01	0	0.00	0.00	0.00
2019-10-05 08:00:01	0	0.00	0.00	0.00
2019-10-05 09:00:01	0	0.00	0.00	0.00
2019-10-05 10:00:01	0	0.00	0.00	0.00
2019-10-05 11:00:01	0	0.00	0.00	0.00
2019-10-05 12:00:01	0	0.00	0.00	0.00
2019-10-05 13:00:01	0	0.00	0.00	0.00
2019-10-05 14:00:01	0	0.00	0.00	0.00
2019-10-05 15:00:01	0	0.00	0.00	0.00
2019-10-05 16:00:01	0	0.00	0.00	0.00
2019-10-05 17:00:01	0	0.00	0.00	0.00
2019-10-05 18:00:01	0	0.00	0.00	0.00
2019-10-05 19:00:01	0	0.00	0.00	0.00
2019-10-05 20:00:01	0	0.00	0.00	0.00
2019-10-05 21:00:01	0	0.00	0.00	0.00
2019-10-05 22:00:01	0	0.00	0.00	0.00
2019-10-05 23:00:01	0	0.00	0.00	0.00
2019-10-06 00:00:01	0	0.00	0.00	0.00
2019-10-06 01:00:01	0	0.00	0.00	0.00
2019-10-06 02:00:01	0	0.00	0.00	0.00
2019-10-06 03:00:01	0	0.00	0.00	0.00
2019-10-06 04:00:01	0	0.00	0.00	0.00
2019-10-06 05:00:01	0	0.00	0.00	0.00
2019-10-06 06:00:01	0	0.00	0.00	0.00
2019-10-06 07:00:01	0	0.00	0.00	0.00
2019-10-06 08:00:01	0	0.00	0.00	0.00
2019-10-06 09:00:01	0	0.00	0.00	0.00
2019-10-06 10:00:01	0	0.00	0.00	0.00
2019-10-06 11:00:01	0	0.00	0.00	0.00
2019-10-06 12:00:01	0	0.00	0.00	0.00
2019-10-06 13:00:01	0	0.00	0.00	0.00
2019-10-06 14:00:01	0	0.00	0.00	0.00
2019-10-06 15:00:01	0	0.00	0.00	0.00
2019-10-06 16:00:01	0	0.00	0.00	0.00
2019-10-06 17:00:01	0	0.00	0.00	0.00
2019-10-06 18:00:01	0	0.00	0.00	0.00
2019-10-06 19:00:01	0	0.00	0.00	0.00
2019-10-06 20:00:01	0	0.00	0.00	0.00
2019-10-06 21:00:01	0	0.00	0.00	0.00
2019-10-06 22:00:01	0	0.00	0.00	0.00
2019-10-06 23:00:01	0	0.00	0.00	0.00
2019-10-07 00:00:01	0	0.00	0.00	0.00

Date/Time	Ammonia to burner (yes/no)	Corrected NOx (NO2)	Corrected NH3	Corrected N2O
		mg/m ³	mg/m ³	mg/m ³
2019-10-07 01:00:01	0	0.00	0.00	0.00
2019-10-07 02:00:01	0	0.00	0.00	0.00
2019-10-07 03:00:01	0	0.00	0.00	0.00
2019-10-07 04:00:01	0	0.00	0.00	0.00
2019-10-07 05:00:01	0	0.00	0.00	0.00
2019-10-07 06:00:01	0	0.00	0.00	0.00
2019-10-07 07:00:01	0	0.00	0.00	0.00
2019-10-07 08:00:01	0	0.00	0.00	0.00
2019-10-07 09:00:01	0	0.00	0.00	0.00
2019-10-07 10:00:01	0	0.00	0.00	0.00
2019-10-07 11:00:01	0	0.00	0.00	0.00
2019-10-07 12:00:01	0	0.00	0.00	0.00
2019-10-07 13:00:01	0	0.00	0.00	0.00
2019-10-07 14:00:01	0	0.00	0.00	0.00
2019-10-07 15:00:01	0	0.00	0.00	0.00
2019-10-07 16:00:01	0	0.00	0.00	0.00
2019-10-07 17:00:01	0	0.00	0.00	0.00
2019-10-07 18:00:01	0	0.00	0.00	0.00
2019-10-07 19:00:01	0	0.00	0.00	0.00
2019-10-07 20:00:01	0	0.00	0.00	0.00
2019-10-07 21:00:01	0	0.00	0.00	0.00
2019-10-07 22:00:01	0	0.00	0.00	0.00
2019-10-07 23:00:01	0	0.00	0.00	0.00
2019-10-08 00:00:01	0	0.00	0.00	0.00
2019-10-08 01:00:01	0	0.00	0.00	0.00
2019-10-08 02:00:01	0	0.00	0.00	0.00
2019-10-08 03:00:01	0	0.00	0.00	0.00
2019-10-08 04:00:01	0	0.00	0.00	0.00
2019-10-08 05:00:01	0	0.00	0.00	0.00
2019-10-08 06:00:01	0	0.00	0.00	0.00
2019-10-08 07:00:01	0	0.00	0.00	0.00
2019-10-08 08:00:01	0	0.00	0.00	0.00
2019-10-08 09:00:01	0	0.00	0.00	0.00
2019-10-08 10:00:01	0	0.00	0.00	0.00
2019-10-08 11:00:01	0	0.00	0.00	0.00
2019-10-08 12:00:01	0	0.00	0.00	0.00
2019-10-08 13:00:01	0	0.00	0.00	0.00
2019-10-08 14:00:01	0	0.00	0.00	0.00
2019-10-08 15:00:01	0	0.00	0.00	0.00
2019-10-08 16:00:01	0	0.00	0.00	0.00
2019-10-08 17:00:01	0	0.00	0.00	0.00
2019-10-08 18:00:01	0	0.00	0.00	0.00

Date/Time	Ammonia to burner (yes/no)	Corrected NOx (NO2)	Corrected NH3	Corrected N2O
		mg/m ³	mg/m ³	mg/m ³
2019-10-08 19:00:01	0	0.00	0.00	0.00
2019-10-08 20:00:01	0	0.00	0.00	0.00
2019-10-08 21:00:01	0	0.00	0.00	0.00
2019-10-08 22:00:01	0	0.00	0.00	0.00
2019-10-08 23:00:01	0	0.00	0.00	0.00
2019-10-09 00:00:01	0	0.00	0.00	0.00
2019-10-09 01:00:01	0	0.00	0.00	0.00
2019-10-09 02:00:01	0	0.00	0.00	0.00
2019-10-09 03:00:01	0	0.00	0.00	0.00
2019-10-09 04:00:01	0	0.00	0.00	0.00
2019-10-09 05:00:01	0	0.00	0.00	0.00
2019-10-09 06:00:01	0	0.00	0.00	0.00
2019-10-09 07:00:01	0	0.00	0.00	0.00
2019-10-09 08:00:01	0	0.00	0.00	0.00
2019-10-09 09:00:01	0	0.00	0.00	0.00
2019-10-09 10:00:01	0	0.00	0.00	0.00
2019-10-09 11:00:01	0	0.00	0.00	0.00
2019-10-09 12:00:01	0	0.00	0.00	0.00
2019-10-09 13:00:01	0	0.00	0.00	0.00
2019-10-09 14:00:01	0	0.00	0.00	0.00
2019-10-09 15:00:01	0	0.00	0.00	0.00
2019-10-09 16:00:01	0	0.00	0.00	0.00
2019-10-09 17:00:01	0	0.00	0.00	0.00
2019-10-09 18:00:01	0	0.00	0.00	0.00
2019-10-09 19:00:01	0	0.00	0.00	0.00
2019-10-09 20:00:01	0	0.00	0.00	0.00
2019-10-09 21:00:01	0	0.00	0.00	0.00
2019-10-09 22:00:01	0	0.00	0.00	0.00
2019-10-09 23:00:01	0	0.00	0.00	0.00
2019-10-10 00:00:01	0	0.00	0.00	0.00
2019-10-10 01:00:01	0	0.00	0.00	0.00
2019-10-10 02:00:01	0	0.00	0.00	0.00
2019-10-10 03:00:01	0	0.00	0.00	0.00
2019-10-10 04:00:01	0	0.00	0.00	0.00
2019-10-10 05:00:01	0	0.00	0.00	0.00
2019-10-10 06:00:01	0	0.00	0.00	0.00
2019-10-10 07:00:01	0	0.00	0.00	0.00
2019-10-10 08:00:01	0	0.00	0.00	0.00
2019-10-10 09:00:01	0	0.00	0.00	0.00
2019-10-10 10:00:01	0	0.00	0.00	0.00
2019-10-10 11:00:01	0	0.00	0.00	0.00
2019-10-10 12:00:01	0	0.00	0.00	0.00

Date/Time	Ammonia to burner (yes/no)	Corrected NOx (NO2)	Corrected NH3	Corrected N2O
		mg/m ³	mg/m ³	mg/m ³
2019-10-10 13:00:01	0	0.00	0.00	0.00
2019-10-10 14:00:01	0	0.00	0.00	0.00
2019-10-10 15:00:01	0	0.00	0.00	0.00
2019-10-10 16:00:01	0	0.00	0.00	0.00
2019-10-10 17:00:01	0	0.00	0.00	0.00
2019-10-10 18:00:01	0	0.00	0.00	0.00
2019-10-10 19:00:01	0	0.00	0.00	0.00
2019-10-10 20:00:01	0	0.00	0.00	0.00
2019-10-10 21:00:01	0	0.00	0.00	0.00
2019-10-10 22:00:01	0	0.00	0.00	0.00
2019-10-10 23:00:01	0	0.00	0.00	0.00
2019-10-11 00:00:01	0	0.00	0.00	0.00
2019-10-11 01:00:01	0	0.00	0.00	0.00
2019-10-11 02:00:01	0	0.00	0.00	0.00
2019-10-11 03:00:01	0	0.00	0.00	0.00
2019-10-11 04:00:01	0	0.00	0.00	0.00
2019-10-11 05:00:01	0	0.00	0.00	0.00
2019-10-11 06:00:01	0	0.00	0.00	0.00
2019-10-11 07:00:01	0	0.00	0.00	0.00
2019-10-11 08:00:01	0	0.00	0.00	0.00
2019-10-11 09:00:01	0	0.00	0.00	0.00
2019-10-11 10:00:01	0	0.00	0.00	0.00
2019-10-11 11:00:01	0	0.00	0.00	0.00
2019-10-11 12:00:01	0	0.00	0.00	0.00
2019-10-11 13:00:01	0	0.00	0.00	0.00
2019-10-11 14:00:01	0	0.00	0.00	0.00
2019-10-11 15:00:01	0	0.00	0.00	0.00
2019-10-11 16:00:01	0	0.00	0.00	0.00
2019-10-11 17:00:01	0	0.00	0.00	0.00
2019-10-11 18:00:01	0	0.00	0.00	0.00
2019-10-11 19:00:01	0	0.00	0.00	0.00
2019-10-11 20:00:01	0	0.00	0.00	0.00
2019-10-11 21:00:01	0	0.00	0.00	0.00
2019-10-11 22:00:01	0	0.00	0.00	0.00
2019-10-11 23:00:01	0	0.00	0.00	0.00
2019-10-12 00:00:01	0	0.00	0.00	0.00
2019-10-12 01:00:01	0	0.00	0.00	0.00
2019-10-12 02:00:01	0	0.00	0.00	0.00
2019-10-12 03:00:01	0	0.00	0.00	0.00
2019-10-12 04:00:01	0	0.00	0.00	0.00
2019-10-12 05:00:01	0	0.00	0.00	0.00
2019-10-12 06:00:01	0	0.00	0.00	0.00

Date/Time	Ammonia to burner (yes/no)	Corrected NOx (NO2)	Corrected NH3	Corrected N2O
		mg/m ³	mg/m ³	mg/m ³
2019-10-12 07:00:01	0	0.00	0.00	0.00
2019-10-12 08:00:01	0	0.00	0.00	0.00
2019-10-12 09:00:01	0	0.00	0.00	0.00
2019-10-12 10:00:01	0	0.00	0.00	0.00
2019-10-12 11:00:01	0	0.00	0.00	0.00
2019-10-12 12:00:01	0	0.00	0.00	0.00
2019-10-12 13:00:01	0	0.00	0.00	0.00
2019-10-12 14:00:01	0	0.00	0.00	0.00
2019-10-12 15:00:01	0	0.00	0.00	0.00
2019-10-12 16:00:01	0	0.00	0.00	0.00
2019-10-12 17:00:01	0	0.00	0.00	0.00
2019-10-12 18:00:01	0	0.00	0.00	0.00
2019-10-12 19:00:01	0	0.00	0.00	0.00
2019-10-12 20:00:01	0	0.00	0.00	0.00
2019-10-12 21:00:01	0	0.00	0.00	0.00
2019-10-12 22:00:01	0	0.00	0.00	0.00
2019-10-12 23:00:01	0	0.00	0.00	0.00
2019-10-13 00:00:01	0	0.00	0.00	0.00
2019-10-13 01:00:01	0	0.00	0.00	0.00
2019-10-13 02:00:01	0	0.00	0.00	0.00
2019-10-13 03:00:01	0	0.00	0.00	0.00
2019-10-13 04:00:01	0	0.00	0.00	0.00
2019-10-13 05:00:01	0	0.00	0.00	0.00
2019-10-13 06:00:01	0	0.00	0.00	0.00
2019-10-13 07:00:01	0	0.00	0.00	0.00
2019-10-13 08:00:01	0	0.00	0.00	0.00
2019-10-13 09:00:01	0	0.00	0.00	0.00
2019-10-13 10:00:01	0	0.00	0.00	0.00
2019-10-13 11:00:01	0	0.00	0.00	0.00
2019-10-13 12:00:01	0	0.00	0.00	0.00
2019-10-13 13:00:01	0	0.00	0.00	0.00
2019-10-13 14:00:01	0	0.00	0.00	0.00
2019-10-13 15:00:01	0	0.00	0.00	0.00
2019-10-13 16:00:01	0	0.00	0.00	0.00
2019-10-13 17:00:01	0	0.00	0.00	0.00
2019-10-13 18:00:01	0	0.00	0.00	0.00
2019-10-13 19:00:01	0	0.00	0.00	0.00
2019-10-13 20:00:01	0	0.00	0.00	0.00
2019-10-13 21:00:01	0	0.00	0.00	0.00
2019-10-13 22:00:01	0	0.00	0.00	0.00
2019-10-13 23:00:01	0	0.00	0.00	0.00
2019-10-14 00:00:01	0	0.00	0.00	0.00

Date/Time	Ammonia to burner (yes/no)	Corrected NOx (NO2)	Corrected NH3	Corrected N2O
		mg/m ³	mg/m ³	mg/m ³
2019-10-14 01:00:01	0	0.00	0.00	0.00
2019-10-14 02:00:01	0	0.00	0.00	0.00
2019-10-14 03:00:01	0	0.00	0.00	0.00
2019-10-14 04:00:01	0	0.00	0.00	0.00
2019-10-14 05:00:01	0	0.00	0.00	0.00
2019-10-14 06:00:01	0	0.00	0.00	0.00
2019-10-14 07:00:01	0	0.00	0.00	0.00
2019-10-14 08:00:01	0	0.00	0.00	0.00
2019-10-14 09:00:01	0	0.00	0.00	0.00
2019-10-14 10:00:01	0	0.00	0.00	0.00
2019-10-14 11:00:01	0	0.00	0.00	0.00
2019-10-14 12:00:01	0	0.00	0.00	0.00
2019-10-14 13:00:01	0	0.00	0.00	0.00
2019-10-14 14:00:01	0	0.00	0.00	0.00
2019-10-14 15:00:01	0	0.00	0.00	0.00
2019-10-14 16:00:01	0	0.00	0.00	0.00
2019-10-14 17:00:01	0	0.00	0.00	0.00
2019-10-14 18:00:01	0	0.00	0.00	0.00
2019-10-14 19:00:01	0	0.00	0.00	0.00
2019-10-14 20:00:01	0	0.00	0.00	0.00
2019-10-14 21:00:01	0	0.00	0.00	0.00
2019-10-14 22:00:01	0	0.00	0.00	0.00
2019-10-14 23:00:01	0	0.00	0.00	0.00
2019-10-15 00:00:01	0	0.00	0.00	0.00
2019-10-15 01:00:01	0	0.00	0.00	0.00
2019-10-15 02:00:01	0	0.00	0.00	0.00
2019-10-15 03:00:01	0	0.00	0.00	0.00
2019-10-15 04:00:01	0	0.00	0.00	0.00
2019-10-15 05:00:01	0	0.00	0.00	0.00
2019-10-15 06:00:01	0	0.00	0.00	0.00
2019-10-15 07:00:01	0	0.00	0.00	0.00
2019-10-15 08:00:01	0	0.00	0.00	0.00
2019-10-15 09:00:01	0	0.00	0.00	0.00
2019-10-15 10:00:01	0	0.00	0.00	0.00
2019-10-15 11:00:01	0	0.00	0.00	0.00
2019-10-15 12:00:01	0	0.00	0.00	0.00
2019-10-15 13:00:01	0	0.00	0.00	0.00
2019-10-15 14:00:01	0	0.00	0.00	0.00
2019-10-15 15:00:01	0	0.00	0.00	0.00
2019-10-15 16:00:01	0	0.00	0.00	0.00
2019-10-15 17:00:01	0	0.00	0.00	0.00
2019-10-15 18:00:01	0	0.00	0.00	0.00

Date/Time	Ammonia to burner (yes/no)	Corrected NOx (NO2)	Corrected NH3	Corrected N2O
		mg/m ³	mg/m ³	mg/m ³
2019-10-15 19:00:01	0	0.00	0.00	0.00
2019-10-15 20:00:01	0	0.00	0.00	0.00
2019-10-15 21:00:01	0	0.00	0.00	0.00
2019-10-15 22:00:01	0	0.00	0.00	0.00
2019-10-15 23:00:01	0	0.00	0.00	0.00
2019-10-16 00:00:01	0	0.00	0.00	0.00
2019-10-16 01:00:01	0	0.00	0.00	0.00
2019-10-16 02:00:01	0	0.00	0.00	0.00
2019-10-16 03:00:01	0	0.00	0.00	0.00
2019-10-16 04:00:01	0	0.00	0.00	0.00
2019-10-16 05:00:01	0	0.00	0.00	0.00
2019-10-16 06:00:01	0	0.00	0.00	0.00
2019-10-16 07:00:01	0	0.00	0.00	0.00
2019-10-16 08:00:01	0	0.00	0.00	0.00
2019-10-16 09:00:01	0	0.00	0.00	0.00
2019-10-16 10:00:01	0	0.00	0.00	0.00
2019-10-16 11:00:01	0	0.00	0.00	0.00
2019-10-16 12:00:01	0	0.00	0.00	0.00
2019-10-16 13:00:01	0	0.00	0.00	0.00
2019-10-16 14:00:01	0	0.00	0.00	0.00
2019-10-16 15:00:01	0	0.00	0.00	0.00
2019-10-16 16:00:01	0	0.00	0.00	0.00
2019-10-16 17:00:01	0	0.00	0.00	0.00
2019-10-16 18:00:01	0	0.00	0.00	0.00
2019-10-16 19:00:01	0	0.00	0.00	0.00
2019-10-16 20:00:01	0	0.00	0.00	0.00
2019-10-16 21:00:01	0	0.00	0.00	0.00
2019-10-16 22:00:01	0	0.00	0.00	0.00
2019-10-16 23:00:01	0	0.00	0.00	0.00
2019-10-17 00:00:01	0	0.00	0.00	0.00
2019-10-17 01:00:01	0	0.00	0.00	0.00
2019-10-17 02:00:01	0	0.00	0.00	0.00
2019-10-17 03:00:01	0	0.00	0.00	0.00
2019-10-17 04:00:01	0	0.00	0.00	0.00
2019-10-17 05:00:01	0	0.00	0.00	0.00
2019-10-17 06:00:01	0	0.00	0.00	0.00
2019-10-17 07:00:01	0	0.00	0.00	0.00
2019-10-17 08:00:01	0	0.00	0.00	0.00
2019-10-17 09:00:01	0	0.00	0.00	0.00
2019-10-17 10:00:01	0	0.00	0.00	0.00
2019-10-17 11:00:01	0	0.00	0.00	0.00
2019-10-17 12:00:01	0	0.00	0.00	0.00

Date/Time	Ammonia to burner (yes/no)	Corrected NOx (NO2)	Corrected NH3	Corrected N2O
		mg/m ³	mg/m ³	mg/m ³
2019-10-17 13:00:01	0	0.00	0.00	0.00
2019-10-17 14:00:01	0	0.00	0.00	0.00
2019-10-17 15:00:01	0	0.00	0.00	0.00
2019-10-17 16:00:01	0	0.00	0.00	0.00
2019-10-17 17:00:01	0	0.00	0.00	0.00
2019-10-17 18:00:01	0	0.00	0.00	0.00
2019-10-17 19:00:01	0	0.00	0.00	0.00
2019-10-17 20:00:01	0	0.00	0.00	0.00
2019-10-17 21:00:01	0	0.00	0.00	0.00
2019-10-17 22:00:01	0	0.00	0.00	0.00
2019-10-17 23:00:01	0	0.00	0.00	0.00
2019-10-18 00:00:01	0	0.00	0.00	0.00
2019-10-18 01:00:01	0	0.00	0.00	0.00
2019-10-18 02:00:01	0	0.00	0.00	0.00
2019-10-18 03:00:01	0	0.00	0.00	0.00
2019-10-18 04:00:01	0	0.00	0.00	0.00
2019-10-18 05:00:01	0	0.00	0.00	0.00
2019-10-18 06:00:01	0	0.00	0.00	0.00
2019-10-18 07:00:01	0	0.00	0.00	0.00
2019-10-18 08:00:01	0	0.00	0.00	0.00
2019-10-18 09:00:01	0	0.00	0.00	0.00
2019-10-18 10:00:01	0	0.00	0.00	0.00
2019-10-18 11:00:01	0	0.00	0.00	0.00
2019-10-18 12:00:01	0	0.00	0.00	0.00
2019-10-18 13:00:01	0	0.00	0.00	0.00
2019-10-18 14:00:01	0	0.00	0.00	0.00
2019-10-18 15:00:01	0	0.00	0.00	0.00
2019-10-18 16:00:01	0	0.00	0.00	0.00
2019-10-18 17:00:01	0	0.00	0.00	0.00
2019-10-18 18:00:01	0	0.00	0.00	0.00
2019-10-18 19:00:01	0	0.00	0.00	0.00
2019-10-18 20:00:01	0	0.00	0.00	0.00
2019-10-18 21:00:01	0	0.00	0.00	0.00
2019-10-18 22:00:01	0	0.00	0.00	0.00
2019-10-18 23:00:01	0	0.00	0.00	0.00
2019-10-19 00:00:01	0	0.00	0.00	0.00
2019-10-19 01:00:01	0	0.00	0.00	0.00
2019-10-19 02:00:01	0	0.00	0.00	0.00
2019-10-19 03:00:01	0	0.00	0.00	0.00
2019-10-19 04:00:01	0	0.00	0.00	0.00
2019-10-19 05:00:01	0	0.00	0.00	0.00
2019-10-19 06:00:01	0	0.00	0.00	0.00

Date/Time	Ammonia to burner (yes/no)	Corrected NOx (NO2)	Corrected NH3	Corrected N2O
		mg/m ³	mg/m ³	mg/m ³
2019-10-19 07:00:01	0	0.00	0.00	0.00
2019-10-19 08:00:01	0	0.00	0.00	0.00
2019-10-19 09:00:01	0	0.00	0.00	0.00
2019-10-19 10:00:01	0	0.00	0.00	0.00
2019-10-19 11:00:01	0	0.00	0.00	0.00
2019-10-19 12:00:01	0	0.00	0.00	0.00
2019-10-19 13:00:01	0	0.00	0.00	0.00
2019-10-19 14:00:01	0	0.00	0.00	0.00
2019-10-19 15:00:01	0	0.00	0.00	0.00
2019-10-19 16:00:01	0	0.00	0.00	0.00
2019-10-19 17:00:01	0	0.00	0.00	0.00
2019-10-19 18:00:01	0	0.00	0.00	0.00
2019-10-19 19:00:01	0	0.00	0.00	0.00
2019-10-19 20:00:01	0	0.00	0.00	0.00
2019-10-19 21:00:01	0	0.00	0.00	0.00
2019-10-19 22:00:01	0	0.00	0.00	0.00
2019-10-19 23:00:01	0	0.00	0.00	0.00
2019-10-20 00:00:01	0	0.00	0.00	0.00
2019-10-20 01:00:01	0	0.00	0.00	0.00
2019-10-20 02:00:01	0	0.00	0.00	0.00
2019-10-20 03:00:01	0	0.00	0.00	0.00
2019-10-20 04:00:01	0	0.00	0.00	0.00
2019-10-20 05:00:01	0	0.00	0.00	0.00
2019-10-20 06:00:01	0	0.00	0.00	0.00
2019-10-20 07:00:01	0	0.00	0.00	0.00
2019-10-20 08:00:01	0	0.00	0.00	0.00
2019-10-20 09:00:01	0	0.00	0.00	0.00
2019-10-20 10:00:01	0	0.00	0.00	0.00
2019-10-20 11:00:01	0	0.00	0.00	0.00
2019-10-20 12:00:01	0	0.00	0.00	0.00
2019-10-20 13:00:01	0	0.00	0.00	0.00
2019-10-20 14:00:01	0	0.00	0.00	0.00
2019-10-20 15:00:01	0	0.00	0.00	0.00
2019-10-20 16:00:01	0	0.00	0.00	0.00
2019-10-20 17:00:01	0	0.00	0.00	0.00
2019-10-20 18:00:01	0	0.00	0.00	0.00
2019-10-20 19:00:01	0	0.00	0.00	0.00
2019-10-20 20:00:01	0	0.00	0.00	0.00
2019-10-20 21:00:01	0	0.00	0.00	0.00
2019-10-20 22:00:01	0	0.00	0.00	0.00
2019-10-20 23:00:01	0	0.00	0.00	0.00
2019-10-21 00:00:01	0	0.00	0.00	0.00

Date/Time	Ammonia to burner (yes/no)	Corrected NOx (NO2)	Corrected NH3	Corrected N2O
		mg/m ³	mg/m ³	mg/m ³
2019-10-21 01:00:01	0	0.00	0.00	0.00
2019-10-21 02:00:01	0	0.00	0.00	0.00
2019-10-21 03:00:01	0	0.00	0.00	0.00
2019-10-21 04:00:01	0	0.00	0.00	0.00
2019-10-21 05:00:01	0	0.00	0.00	0.00
2019-10-21 06:00:01	0	0.00	0.00	0.00
2019-10-21 07:00:01	0	0.00	0.00	0.00
2019-10-21 08:00:01	0	0.00	0.00	0.00
2019-10-21 09:00:01	0	0.00	0.00	0.00
2019-10-21 10:00:01	0	0.00	0.00	0.00
2019-10-21 11:00:01	0	0.00	0.00	0.00
2019-10-21 12:00:01	0	0.00	0.00	0.00
2019-10-21 13:00:01	0	0.00	0.00	0.00
2019-10-21 14:00:01	0	0.00	0.00	0.00
2019-10-21 15:00:01	0	0.00	0.00	0.00
2019-10-21 16:00:01	0	0.00	0.00	0.00
2019-10-21 17:00:01	0	0.00	0.00	0.00
2019-10-21 18:00:01	0	0.00	0.00	0.00
2019-10-21 19:00:01	0	0.00	0.00	0.00
2019-10-21 20:00:01	0	0.00	0.00	0.00
2019-10-21 21:00:01	0	0.00	0.00	0.00
2019-10-21 22:00:01	0	0.00	0.00	0.00
2019-10-21 23:00:01	0	0.00	0.00	0.00
2019-10-22 00:00:01	0	0.00	0.00	0.00
2019-10-22 01:00:01	0	0.00	0.00	0.00
2019-10-22 02:00:01	0	0.00	0.00	0.00
2019-10-22 03:00:01	0	0.00	0.00	0.00
2019-10-22 04:00:01	0	0.00	0.00	0.00
2019-10-22 05:00:01	0	0.00	0.00	0.00
2019-10-22 06:00:01	0	0.00	0.00	0.00
2019-10-22 07:00:01	0	0.00	0.00	0.00
2019-10-22 08:00:01	0	0.00	0.00	0.00
2019-10-22 09:00:01	0	0.00	0.00	0.00
2019-10-22 10:00:01	0	0.00	0.00	0.00
2019-10-22 11:00:01	0	0.00	0.00	0.00
2019-10-22 12:00:01	0	0.00	0.00	0.00
2019-10-22 13:00:01	0	0.00	0.00	0.00
2019-10-22 14:00:01	0	0.00	0.00	0.00
2019-10-22 15:00:01	0	0.00	0.00	0.00
2019-10-22 16:00:01	0	0.00	0.00	0.00
2019-10-22 17:00:01	0	0.00	0.00	0.00
2019-10-22 18:00:01	0	0.00	0.00	0.00

Date/Time	Ammonia to burner (yes/no)	Corrected NOx (NO2)	Corrected NH3	Corrected N2O
		mg/m ³	mg/m ³	mg/m ³
2019-10-22 19:00:01	0	0.00	0.00	0.00
2019-10-22 20:00:01	0	0.00	0.00	0.00
2019-10-22 21:00:01	0	0.00	0.00	0.00
2019-10-22 22:00:01	0	0.00	0.00	0.00
2019-10-22 23:00:01	0	0.00	0.00	0.00
2019-10-23 00:00:01	0	0.00	0.00	0.00
2019-10-23 01:00:01	0	0.00	0.00	0.00
2019-10-23 02:00:01	0	0.00	0.00	0.00
2019-10-23 03:00:01	0	0.00	0.00	0.00
2019-10-23 04:00:01	0	0.00	0.00	0.00
2019-10-23 05:00:01	0	0.00	0.00	0.00
2019-10-23 06:00:01	0	0.00	0.00	0.00
2019-10-23 07:00:01	0	0.00	0.00	0.00
2019-10-23 08:00:01	0	0.00	0.00	0.00
2019-10-23 09:00:01	0	0.00	0.00	0.00
2019-10-23 10:00:01	0	0.00	0.00	0.00
2019-10-23 11:00:01	0	0.00	0.00	0.00
2019-10-23 12:00:01	0	0.00	0.00	0.00
2019-10-23 13:00:01	0	0.00	0.00	0.00
2019-10-23 14:00:01	0	0.00	0.00	0.00
2019-10-23 15:00:01	0	0.00	0.00	0.00
2019-10-23 16:00:01	0	0.00	0.00	0.00
2019-10-23 17:00:01	0	0.00	0.00	0.00
2019-10-23 18:00:01	0	0.00	0.00	0.00
2019-10-23 19:00:01	0	0.00	0.00	0.00
2019-10-23 20:00:01	0	0.00	0.00	0.00
2019-10-23 21:00:01	0	0.00	0.00	0.00
2019-10-23 22:00:01	0	0.00	0.00	0.00
2019-10-23 23:00:01	0	0.00	0.00	0.00
2019-10-24 00:00:01	0	0.00	0.00	0.00
2019-10-24 01:00:01	0	0.00	0.00	0.00
2019-10-24 02:00:01	0	0.00	0.00	0.00
2019-10-24 03:00:01	0	0.00	0.00	0.00
2019-10-24 04:00:01	0	0.00	0.00	0.00
2019-10-24 05:00:01	0	0.00	0.00	0.00
2019-10-24 06:00:01	0	0.00	0.00	0.00
2019-10-24 07:00:01	0	0.00	0.00	0.00
2019-10-24 08:00:01	0	0.00	0.00	0.00
2019-10-24 09:00:01	0	0.00	0.00	0.00
2019-10-24 10:00:01	0	0.00	0.00	0.00
2019-10-24 11:00:01	0	0.00	0.00	0.00
2019-10-24 12:00:01	0	0.00	0.00	0.00

Date/Time	Ammonia to burner (yes/no)	Corrected NOx (NO2)	Corrected NH3	Corrected N2O
		mg/m ³	mg/m ³	mg/m ³
2019-10-24 13:00:01	0	0.00	0.00	0.00
2019-10-24 14:00:01	0	0.00	0.00	0.00
2019-10-24 15:00:01	0	0.00	0.00	0.00
2019-10-24 16:00:01	0	0.00	0.00	0.00
2019-10-24 17:00:01	0	0.00	0.00	0.00
2019-10-24 18:00:01	0	0.00	0.00	0.00
2019-10-24 19:00:01	0	0.00	0.00	0.00
2019-10-24 20:00:01	0	0.00	0.00	0.00
2019-10-24 21:00:01	0	0.00	0.00	0.00
2019-10-24 22:00:01	0	0.00	0.00	0.00
2019-10-24 23:00:01	0	0.00	0.00	0.00
2019-10-25 00:00:01	0	0.00	0.00	0.00
2019-10-25 01:00:01	0	0.00	0.00	0.00
2019-10-25 02:00:01	0	0.00	0.00	0.00
2019-10-25 03:00:01	0	0.00	0.00	0.00
2019-10-25 04:00:01	0	0.00	0.00	0.00
2019-10-25 05:00:01	0	0.00	0.00	0.00
2019-10-25 06:00:01	0	0.00	0.00	0.00
2019-10-25 07:00:01	0	0.00	0.00	0.00
2019-10-25 08:00:01	0	0.00	0.00	0.00
2019-10-25 09:00:01	0	0.00	0.00	0.00
2019-10-25 10:00:01	0	0.00	0.00	0.00
2019-10-25 11:00:01	0	0.00	0.00	0.00
2019-10-25 12:00:01	0	0.00	0.00	0.00
2019-10-25 13:00:01	0	0.00	0.00	0.00
2019-10-25 14:00:01	0	0.00	0.00	0.00
2019-10-25 15:00:01	0	0.00	0.00	0.00
2019-10-25 16:00:01	0	0.00	0.00	0.00
2019-10-25 17:00:01	0	0.00	0.00	0.00
2019-10-25 18:00:01	0	0.00	0.00	0.00
2019-10-25 19:00:01	0	0.00	0.00	0.00
2019-10-25 20:00:01	0	0.00	0.00	0.00
2019-10-25 21:00:01	0	0.00	0.00	0.00
2019-10-25 22:00:01	0	0.00	0.00	0.00
2019-10-25 23:00:01	0	0.00	0.00	0.00
2019-10-26 00:00:01	0	0.00	0.00	0.00
2019-10-26 01:00:01	0	0.00	0.00	0.00
2019-10-26 02:00:01	0	0.00	0.00	0.00
2019-10-26 03:00:01	0	0.00	0.00	0.00
2019-10-26 04:00:01	0	0.00	0.00	0.00
2019-10-26 05:00:01	0	0.00	0.00	0.00
2019-10-26 06:00:01	0	0.00	0.00	0.00

Date/Time	Ammonia to burner (yes/no)	Corrected NOx (NO2)	Corrected NH3	Corrected N2O
		mg/m ³	mg/m ³	mg/m ³
2019-10-26 07:00:01	0	0.00	0.00	0.00
2019-10-26 08:00:01	0	0.00	0.00	0.00
2019-10-26 09:00:01	0	0.00	0.00	0.00
2019-10-26 10:00:01	0	0.00	0.00	0.00
2019-10-26 11:00:01	0	0.00	0.00	0.00
2019-10-26 12:00:01	0	0.00	0.00	0.00
2019-10-26 13:00:01	0	0.00	0.00	0.00
2019-10-26 14:00:01	0	0.00	0.00	0.00
2019-10-26 15:00:01	0	0.00	0.00	0.00
2019-10-26 16:00:01	0	0.00	0.00	0.00
2019-10-26 17:00:01	0	0.00	0.00	0.00
2019-10-26 18:00:01	0	0.00	0.00	0.00
2019-10-26 19:00:01	0	0.00	0.00	0.00
2019-10-26 20:00:01	0	0.00	0.00	0.00
2019-10-26 21:00:01	0	0.00	0.00	0.00
2019-10-26 22:00:01	0	0.00	0.00	0.00
2019-10-26 23:00:01	0	0.00	0.00	0.00
2019-10-27 00:00:01	0	0.00	0.00	0.00
2019-10-27 01:00:01	0	0.00	0.00	0.00
2019-10-27 02:00:01	0	0.00	0.00	0.00
2019-10-27 03:00:01	0	0.00	0.00	0.00
2019-10-27 04:00:01	0	0.00	0.00	0.00
2019-10-27 05:00:01	0	0.00	0.00	0.00
2019-10-27 06:00:01	0	0.00	0.00	0.00
2019-10-27 07:00:01	0	0.00	0.00	0.00
2019-10-27 08:00:01	0	0.00	0.00	0.00
2019-10-27 09:00:01	0	0.00	0.00	0.00
2019-10-27 10:00:01	0	0.00	0.00	0.00
2019-10-27 11:00:01	0	0.00	0.00	0.00
2019-10-27 12:00:01	0	0.00	0.00	0.00
2019-10-27 13:00:01	0	0.00	0.00	0.00
2019-10-27 14:00:01	0	0.00	0.00	0.00
2019-10-27 15:00:01	0	0.00	0.00	0.00
2019-10-27 16:00:01	0	0.00	0.00	0.00
2019-10-27 17:00:01	0	0.00	0.00	0.00
2019-10-27 18:00:01	0	0.00	0.00	0.00
2019-10-27 19:00:01	0	0.00	0.00	0.00
2019-10-27 20:00:01	0	0.00	0.00	0.00
2019-10-27 21:00:01	0	0.00	0.00	0.00
2019-10-27 22:00:01	0	0.00	0.00	0.00
2019-10-27 23:00:01	0	0.00	0.00	0.00
2019-10-28 00:00:01	0	0.00	0.00	0.00

Date/Time	Ammonia to burner (yes/no)	Corrected NOx (NO2)	Corrected NH3	Corrected N2O
		mg/m ³	mg/m ³	mg/m ³
2019-10-28 01:00:01	0	0.00	0.00	0.00
2019-10-28 02:00:01	0	0.00	0.00	0.00
2019-10-28 03:00:01	0	0.00	0.00	0.00
2019-10-28 04:00:01	0	0.00	0.00	0.00
2019-10-28 05:00:01	0	0.00	0.00	0.00
2019-10-28 06:00:01	0	0.00	0.00	0.00
2019-10-28 07:00:01	0	0.00	0.00	0.00
2019-10-28 08:00:01	0	0.00	0.00	0.00
2019-10-28 09:00:01	0	0.00	0.00	0.00
2019-10-28 10:00:01	0	0.00	0.00	0.00
2019-10-28 11:00:01	0	0.00	0.00	0.00
2019-10-28 12:00:01	0	0.00	0.00	0.00
2019-10-28 13:00:01	0	0.00	0.00	0.00
2019-10-28 14:00:01	0	0.00	0.00	0.00
2019-10-28 15:00:01	0	0.00	0.00	0.00
2019-10-28 16:00:01	0	0.00	0.00	0.00
2019-10-28 17:00:01	0	0.00	0.00	0.00
2019-10-28 18:00:01	0	0.00	0.00	0.00
2019-10-28 19:00:01	0	0.00	0.00	0.00
2019-10-28 20:00:01	0	0.00	0.00	0.00
2019-10-28 21:00:01	0	0.00	0.00	0.00
2019-10-28 22:00:01	0	0.00	0.00	0.00
2019-10-28 23:00:01	0	0.00	0.00	0.00
2019-10-29 00:00:01	0	0.00	0.00	0.00
2019-10-29 01:00:01	0	0.00	0.00	0.00
2019-10-29 02:00:01	0	0.00	0.00	0.00
2019-10-29 03:00:01	0	0.00	0.00	0.00
2019-10-29 04:00:01	0	0.00	0.00	0.00
2019-10-29 05:00:01	0	0.00	0.00	0.00
2019-10-29 06:00:01	0	0.00	0.00	0.00
2019-10-29 07:00:01	0	0.00	0.00	0.00
2019-10-29 08:00:01	0	0.00	0.00	0.00
2019-10-29 09:00:01	0	0.00	0.00	0.00
2019-10-29 10:00:01	0	0.00	0.00	0.00
2019-10-29 11:00:01	0	0.00	0.00	0.00
2019-10-29 12:00:01	0	0.00	0.00	0.00
2019-10-29 13:00:01	0	0.00	0.00	0.00
2019-10-29 14:00:01	0	0.00	0.00	0.00
2019-10-29 15:00:01	0	0.00	0.00	0.00
2019-10-29 16:00:01	0	0.00	0.00	0.00
2019-10-29 17:00:01	0	0.00	0.00	0.00
2019-10-29 18:00:01	0	0.00	0.00	0.00

Date/Time	Ammonia to burner (yes/no)	Corrected NOx (NO2)	Corrected NH3	Corrected N2O
		mg/m ³	mg/m ³	mg/m ³
2019-10-29 19:00:01	0	0.00	0.00	0.00
2019-10-29 20:00:01	0	0.00	0.00	0.00
2019-10-29 21:00:01	0	0.00	0.00	0.00
2019-10-29 22:00:01	0	0.00	0.00	0.00
2019-10-29 23:00:01	0	0.00	0.00	0.00
2019-10-30 00:00:01	0	0.00	0.00	0.00
2019-10-30 01:00:01	0	0.00	0.00	0.00
2019-10-30 02:00:01	0	0.00	0.00	0.00
2019-10-30 03:00:01	0	0.00	0.00	0.00
2019-10-30 04:00:01	0	0.00	0.00	0.00
2019-10-30 05:00:01	0	0.00	0.00	0.00
2019-10-30 06:00:01	0	0.00	0.00	0.00
2019-10-30 07:00:01	0	0.00	0.00	0.00
2019-10-30 08:00:01	0	0.00	0.00	0.00
2019-10-30 09:00:01	0	0.00	0.00	0.00
2019-10-30 10:00:01	0	0.00	0.00	0.00
2019-10-30 11:00:01	0	0.00	0.00	0.00
2019-10-30 12:00:01	0	0.00	0.00	0.00
2019-10-30 13:00:01	0	0.00	0.00	0.00
2019-10-30 14:00:01	0	0.00	0.00	0.00
2019-10-30 15:00:01	0	0.00	0.00	0.00
2019-10-30 16:00:01	0	0.00	0.00	0.00
2019-10-30 17:00:01	0	0.00	0.00	0.00
2019-10-30 18:00:01	0	0.00	0.00	0.00
2019-10-30 19:00:01	0	0.00	0.00	0.00
2019-10-30 20:00:01	0	0.00	0.00	0.00
2019-10-30 21:00:01	0	0.00	0.00	0.00
2019-10-30 22:00:01	0	0.00	0.00	0.00
2019-10-30 23:00:01	0	0.00	0.00	0.00
2019-10-31 00:00:01	0	0.00	0.00	0.00
2019-10-31 01:00:01	0	0.00	0.00	0.00
2019-10-31 02:00:01	0	0.00	0.00	0.00
2019-10-31 03:00:01	0	0.00	0.00	0.00
2019-10-31 04:00:01	0	0.00	0.00	0.00
2019-10-31 05:00:01	0	0.00	0.00	0.00
2019-10-31 06:00:01	0	0.00	0.00	0.00
2019-10-31 07:00:01	0	0.00	0.00	0.00
2019-10-31 08:00:01	0	0.00	0.00	0.00
2019-10-31 09:00:01	0	0.00	0.00	0.00
2019-10-31 10:00:01	0	0.00	0.00	0.00
2019-10-31 11:00:01	0	0.00	0.00	0.00
2019-10-31 12:00:01	0	0.00	0.00	0.00

Date/Time	Ammonia to burner (yes/no)	Corrected NOx (NO2)	Corrected NH3	Corrected N2O
		mg/m ³	mg/m ³	mg/m ³
2019-10-31 13:00:01	0	0.00	0.00	0.00
2019-10-31 14:00:01	0	0.00	0.00	0.00
2019-10-31 15:00:01	0	0.00	0.00	0.00
2019-10-31 16:00:01	0	0.00	0.00	0.00
2019-10-31 17:00:01	0	0.00	0.00	0.00
2019-10-31 18:00:01	0	0.00	0.00	0.00
2019-10-31 19:00:01	0	0.00	0.00	0.00
2019-10-31 20:00:01	0	0.00	0.00	0.00
2019-10-31 21:00:01	0	0.00	0.00	0.00
2019-10-31 22:00:01	0	0.00	0.00	0.00
2019-10-31 23:00:01	0	0.00	0.00	0.00
2019-11-01 00:00:01	0	0.00	0.00	0.00
2019-11-01 01:00:01	0	0.00	0.00	0.00
2019-11-01 02:00:01	0	0.00	0.00	0.00
2019-11-01 03:00:01	0	0.00	0.00	0.00
2019-11-01 04:00:01	0	0.00	0.00	0.00
2019-11-01 05:00:01	0	0.00	0.00	0.00
2019-11-01 06:00:01	0	0.00	0.00	0.00
2019-11-01 07:00:01	0	0.00	0.00	0.00
2019-11-01 08:00:01	0	0.00	0.00	0.00
2019-11-01 09:00:01	0	0.00	0.00	0.00
2019-11-01 10:00:01	0	0.00	0.00	0.00
2019-11-01 11:00:01	0	0.00	0.00	0.00
2019-11-01 12:00:01	0	0.00	0.00	0.00
2019-11-01 13:00:01	0	0.00	0.00	0.00
2019-11-01 14:00:01	0	0.00	0.00	0.00
2019-11-01 15:00:01	0	0.00	0.00	0.00
2019-11-01 16:00:01	0	0.00	0.00	0.00
2019-11-01 17:00:01	0	0.00	0.00	0.00
2019-11-01 18:00:01	0	0.00	0.00	0.00
2019-11-01 19:00:01	0	0.00	0.00	0.00
2019-11-01 20:00:01	0	0.00	0.00	0.00
2019-11-01 21:00:01	0	0.00	0.00	0.00
2019-11-01 22:00:01	0	0.00	0.00	0.00
2019-11-01 23:00:01	0	0.00	0.00	0.00
2019-11-02 00:00:01	0	0.00	0.00	0.00
2019-11-02 01:00:01	0	0.00	0.00	0.00
2019-11-02 02:00:01	0	0.00	0.00	0.00
2019-11-02 03:00:01	0	0.00	0.00	0.00
2019-11-02 04:00:01	0	0.00	0.00	0.00
2019-11-02 05:00:01	0	0.00	0.00	0.00
2019-11-02 06:00:01	0	0.00	0.00	0.00

Date/Time	Ammonia to burner (yes/no)	Corrected NOx (NO2)	Corrected NH3	Corrected N2O
		mg/m ³	mg/m ³	mg/m ³
2019-11-02 07:00:01	0	0.00	0.00	0.00
2019-11-02 08:00:01	0	0.00	0.00	0.00
2019-11-02 09:00:01	0	0.00	0.00	0.00
2019-11-02 10:00:01	0	0.00	0.00	0.00
2019-11-02 11:00:01	0	0.00	0.00	0.00
2019-11-02 12:00:01	0	0.00	0.00	0.00
2019-11-02 13:00:01	0	0.00	0.00	0.00
2019-11-02 14:00:01	0	0.00	0.00	0.00
2019-11-02 15:00:01	0	0.00	0.00	0.00
2019-11-02 16:00:01	0	0.00	0.00	0.00
2019-11-02 17:00:01	0	0.00	0.00	0.00
2019-11-02 18:00:01	0	0.00	0.00	0.00
2019-11-02 19:00:01	0	0.00	0.00	0.00
2019-11-02 20:00:01	0	0.00	0.00	0.00
2019-11-02 21:00:01	0	0.00	0.00	0.00
2019-11-02 22:00:01	0	0.00	0.00	0.00
2019-11-02 23:00:01	0	0.00	0.00	0.00
2019-11-03 00:00:01	0	0.00	0.00	0.00
2019-11-03 01:00:01	0	0.00	0.00	0.00
2019-11-03 02:00:01	0	0.00	0.00	0.00
2019-11-03 03:00:01	0	0.00	0.00	0.00
2019-11-03 04:00:01	0	0.00	0.00	0.00
2019-11-03 05:00:01	0	0.00	0.00	0.00
2019-11-03 06:00:01	0	0.00	0.00	0.00
2019-11-03 07:00:01	0	0.00	0.00	0.00
2019-11-03 08:00:01	0	0.00	0.00	0.00
2019-11-03 09:00:01	0	0.00	0.00	0.00
2019-11-03 10:00:01	0	0.00	0.00	0.00
2019-11-03 11:00:01	0	0.00	0.00	0.00
2019-11-03 12:00:01	0	0.00	0.00	0.00
2019-11-03 13:00:01	0	0.00	0.00	0.00
2019-11-03 14:00:01	0	0.00	0.00	0.00
2019-11-03 15:00:01	0	0.00	0.00	0.00
2019-11-03 16:00:01	0	0.00	0.00	0.00
2019-11-03 17:00:01	0	0.00	0.00	0.00
2019-11-03 18:00:01	0	0.00	0.00	0.00
2019-11-03 19:00:01	0	0.00	0.00	0.00
2019-11-03 20:00:01	0	0.00	0.00	0.00
2019-11-03 21:00:01	0	0.00	0.00	0.00
2019-11-03 22:00:01	0	0.00	0.00	0.00
2019-11-03 23:00:01	0	0.00	0.00	0.00
2019-11-04 00:00:01	0	0.00	0.00	0.00

Date/Time	Ammonia to burner (yes/no)	Corrected NOx (NO2)	Corrected NH3	Corrected N2O
		mg/m ³	mg/m ³	mg/m ³
2019-11-04 01:00:01	0	0.00	0.00	0.00
2019-11-04 02:00:01	0	0.00	0.00	0.00
2019-11-04 03:00:01	0	0.00	0.00	0.00
2019-11-04 04:00:01	0	0.00	0.00	0.00
2019-11-04 05:00:01	0	0.00	0.00	0.00
2019-11-04 06:00:01	0	0.00	0.00	0.00
2019-11-04 07:00:01	0	0.00	0.00	0.00
2019-11-04 08:00:01	0	0.00	0.00	0.00
2019-11-04 09:00:01	0	0.00	0.00	0.00
2019-11-04 10:00:01	0	0.00	0.00	0.00
2019-11-04 11:00:01	0	0.00	0.00	0.00
2019-11-04 12:00:01	0	0.00	0.00	0.00
2019-11-04 13:00:01	0	0.00	0.00	0.00
2019-11-04 14:00:01	0	0.00	0.00	0.00
2019-11-04 15:00:01	0	0.00	0.00	0.00
2019-11-04 16:00:01	0	0.00	0.00	0.00
2019-11-04 17:00:01	0	0.00	0.00	0.00
2019-11-04 18:00:01	0	0.00	0.00	0.00
2019-11-04 19:00:01	0	0.00	0.00	0.00
2019-11-04 20:00:01	0	0.00	0.00	0.00
2019-11-04 21:00:01	0	0.00	0.00	0.00
2019-11-04 22:00:01	0	0.00	0.00	0.00
2019-11-04 23:00:01	0	0.00	0.00	0.00
2019-11-05 00:00:01	0	0.00	0.00	0.00
2019-11-05 01:00:01	0	0.00	0.00	0.00
2019-11-05 02:00:01	0	0.00	0.00	0.00
2019-11-05 03:00:01	0	0.00	0.00	0.00
2019-11-05 04:00:01	0	0.00	0.00	0.00
2019-11-05 05:00:01	0	0.00	0.00	0.00
2019-11-05 06:00:01	0	0.00	0.00	0.00
2019-11-05 07:00:01	0	0.00	0.00	0.00
2019-11-05 08:00:01	0	0.00	0.00	0.00
2019-11-05 09:00:01	0	0.00	0.00	0.00
2019-11-05 10:00:01	0	0.00	0.00	0.00
2019-11-05 11:00:01	0	0.00	0.00	0.00
2019-11-05 12:00:01	0	0.00	0.00	0.00
2019-11-05 13:00:01	0	0.00	0.00	0.00
2019-11-05 14:00:01	0	0.00	0.00	0.00
2019-11-05 15:00:01	0	0.00	0.00	0.00
2019-11-05 16:00:01	0	0.00	0.00	0.00
2019-11-05 17:00:01	0	0.00	0.00	0.00
2019-11-05 18:00:01	0	0.00	0.00	0.00

Date/Time	Ammonia to burner (yes/no)	Corrected NOx (NO2)	Corrected NH3	Corrected N2O
		mg/m ³	mg/m ³	mg/m ³
2019-11-05 19:00:01	0	0.00	0.00	0.00
2019-11-05 20:00:01	0	0.00	0.00	0.00
2019-11-05 21:00:01	0	0.00	0.00	0.00
2019-11-05 22:00:01	0	0.00	0.00	0.00
2019-11-05 23:00:01	0	0.00	0.00	0.00
2019-11-06 00:00:01	0	0.00	0.00	0.00
2019-11-06 01:00:01	0	0.00	0.00	0.00
2019-11-06 02:00:01	0	0.00	0.00	0.00
2019-11-06 03:00:01	0	0.00	0.00	0.00
2019-11-06 04:00:01	0	0.00	0.00	0.00
2019-11-06 05:00:01	0	0.00	0.00	0.00
2019-11-06 06:00:01	0	0.00	0.00	0.00
2019-11-06 07:00:01	0	0.00	0.00	0.00
2019-11-06 08:00:01	0	0.00	0.00	0.00
2019-11-06 09:00:01	0	0.00	0.00	0.00
2019-11-06 10:00:01	0	0.00	0.00	0.00
2019-11-06 11:00:01	0	0.00	0.00	0.00
2019-11-06 12:00:01	0	0.00	0.00	0.00
2019-11-06 13:00:01	0	0.00	0.00	0.00
2019-11-06 14:00:01	0	0.00	0.00	0.00
2019-11-06 15:00:01	0	0.00	0.00	0.00
2019-11-06 16:00:01	0	0.00	0.00	0.00
2019-11-06 17:00:01	0	0.00	0.00	0.00
2019-11-06 18:00:01	0	0.00	0.00	0.00
2019-11-06 19:00:01	0	0.00	0.00	0.00
2019-11-06 20:00:01	0	0.00	0.00	0.00
2019-11-06 21:00:01	0	0.00	0.00	0.00
2019-11-06 22:00:01	0	0.00	0.00	0.00
2019-11-06 23:00:01	0	0.00	0.00	0.00
2019-11-07 00:00:01	0	0.00	0.00	0.00
2019-11-07 01:00:01	0	0.00	0.00	0.00
2019-11-07 02:00:01	0	0.00	0.00	0.00
2019-11-07 03:00:01	0	0.00	0.00	0.00
2019-11-07 04:00:01	0	0.00	0.00	0.00
2019-11-07 05:00:01	0	0.00	0.00	0.00
2019-11-07 06:00:01	0	0.00	0.00	0.00
2019-11-07 07:00:01	0	0.00	0.00	0.00
2019-11-07 08:00:01	0	0.00	0.00	0.00
2019-11-07 09:00:01	0	0.00	0.00	0.00
2019-11-07 10:00:01	0	0.00	0.00	0.00
2019-11-07 11:00:01	0	0.00	0.00	0.00
2019-11-07 12:00:01	0	0.00	0.00	0.00

Date/Time	Ammonia to burner (yes/no)	Corrected NOx (NO2)	Corrected NH3	Corrected N2O
		mg/m ³	mg/m ³	mg/m ³
2019-11-07 13:00:01	0	0.00	0.00	0.00
2019-11-07 14:00:01	0	0.00	0.00	0.00
2019-11-07 15:00:01	0	0.00	0.00	0.00
2019-11-07 16:00:01	0	0.00	0.00	0.00
2019-11-07 17:00:01	0	0.00	0.00	0.00
2019-11-07 18:00:01	0	0.00	0.00	0.00
2019-11-07 19:00:01	0	0.00	0.00	0.00
2019-11-07 20:00:01	0	0.00	0.00	0.00
2019-11-07 21:00:01	0	0.00	0.00	0.00
2019-11-07 22:00:01	0	0.00	0.00	0.00
2019-11-07 23:00:01	0	0.00	0.00	0.00
2019-11-08 00:00:01	0	0.00	0.00	0.00
2019-11-08 01:00:01	0	0.00	0.00	0.00
2019-11-08 02:00:01	0	0.00	0.00	0.00
2019-11-08 03:00:01	0	0.00	0.00	0.00
2019-11-08 04:00:01	0	0.00	0.00	0.00
2019-11-08 05:00:01	0	0.00	0.00	0.00
2019-11-08 06:00:01	0	0.00	0.00	0.00
2019-11-08 07:00:01	0	0.00	0.00	0.00
2019-11-08 08:00:01	0	0.00	0.00	0.00
2019-11-08 09:00:01	0	0.00	0.00	0.00
2019-11-08 10:00:01	0	0.00	0.00	0.00
2019-11-08 11:00:01	0	0.00	0.00	0.00
2019-11-08 12:00:01	0	0.00	0.00	0.00
2019-11-08 13:00:01	0	0.00	0.00	0.00
2019-11-08 14:00:01	0	0.00	0.00	0.00
2019-11-08 15:00:01	0	0.00	0.00	0.00
2019-11-08 16:00:01	0	0.00	0.00	0.00
2019-11-08 17:00:01	0	0.00	0.00	0.00
2019-11-08 18:00:01	0	0.00	0.00	0.00
2019-11-08 19:00:01	0	0.00	0.00	0.00
2019-11-08 20:00:01	0	0.00	0.00	0.00
2019-11-08 21:00:01	0	0.00	0.00	0.00
2019-11-08 22:00:01	0	0.00	0.00	0.00
2019-11-08 23:00:01	0	0.00	0.00	0.00
2019-11-09 00:00:01	0	0.00	0.00	0.00
2019-11-09 01:00:01	0	0.00	0.00	0.00
2019-11-09 02:00:01	0	0.00	0.00	0.00
2019-11-09 03:00:01	0	0.00	0.00	0.00
2019-11-09 04:00:01	0	0.00	0.00	0.00
2019-11-09 05:00:01	0	0.00	0.00	0.00
2019-11-09 06:00:01	0	0.00	0.00	0.00

Date/Time	Ammonia to burner (yes/no)	Corrected NOx (NO2)	Corrected NH3	Corrected N2O
		mg/m ³	mg/m ³	mg/m ³
2019-11-09 07:00:01	0	0.00	0.00	0.00
2019-11-09 08:00:01	0	0.00	0.00	0.00
2019-11-09 09:00:01	0	0.00	0.00	0.00
2019-11-09 10:00:01	0	0.00	0.00	0.00
2019-11-09 11:00:01	0	0.00	0.00	0.00
2019-11-09 12:00:01	0	0.00	0.00	0.00
2019-11-09 13:00:01	0	0.00	0.00	0.00
2019-11-09 14:00:01	0	0.00	0.00	0.00
2019-11-09 15:00:01	0	0.00	0.00	0.00
2019-11-09 16:00:01	0	0.00	0.00	0.00
2019-11-09 17:00:01	0	0.00	0.00	0.00
2019-11-09 18:00:01	0	0.00	0.00	0.00
2019-11-09 19:00:01	0	0.00	0.00	0.00
2019-11-09 20:00:01	0	0.00	0.00	0.00
2019-11-09 21:00:01	0	0.00	0.00	0.00
2019-11-09 22:00:01	0	0.00	0.00	0.00
2019-11-09 23:00:01	0	0.00	0.00	0.00
2019-11-10 00:00:01	0	0.00	0.00	0.00
2019-11-10 01:00:01	0	0.00	0.00	0.00
2019-11-10 02:00:01	0	0.00	0.00	0.00
2019-11-10 03:00:01	0	0.00	0.00	0.00
2019-11-10 04:00:01	0	0.00	0.00	0.00
2019-11-10 05:00:01	0	0.00	0.00	0.00
2019-11-10 06:00:01	0	0.00	0.00	0.00
2019-11-10 07:00:01	0	0.00	0.00	0.00
2019-11-10 08:00:01	0	0.00	0.00	0.00
2019-11-10 09:00:01	0	0.00	0.00	0.00
2019-11-10 10:00:01	0	0.00	0.00	0.00
2019-11-10 11:00:01	0	0.00	0.00	0.00
2019-11-10 12:00:01	0	0.00	0.00	0.00
2019-11-10 13:00:01	0	0.00	0.00	0.00
2019-11-10 14:00:01	0	0.00	0.00	0.00
2019-11-10 15:00:01	0	0.00	0.00	0.00
2019-11-10 16:00:01	0	0.00	0.00	0.00
2019-11-10 17:00:01	0	0.00	0.00	0.00
2019-11-10 18:00:01	0	0.00	0.00	0.00
2019-11-10 19:00:01	0	0.00	0.00	0.00
2019-11-10 20:00:01	0	0.00	0.00	0.00
2019-11-10 21:00:01	0	0.00	0.00	0.00
2019-11-10 22:00:01	0	0.00	0.00	0.00
2019-11-10 23:00:01	0	0.00	0.00	0.00
2019-11-11 00:00:01	0	0.00	0.00	0.00

Date/Time	Ammonia to burner (yes/no)	Corrected NOx (NO2)	Corrected NH3	Corrected N2O
		mg/m ³	mg/m ³	mg/m ³
2019-11-11 01:00:01	0	0.00	0.00	0.00
2019-11-11 02:00:01	0	0.00	0.00	0.00
2019-11-11 03:00:01	0	0.00	0.00	0.00
2019-11-11 04:00:01	0	0.00	0.00	0.00
2019-11-11 05:00:01	0	0.00	0.00	0.00
2019-11-11 06:00:01	0	0.00	0.00	0.00
2019-11-11 07:00:01	0	0.00	0.00	0.00
2019-11-11 08:00:01	0	0.00	0.00	0.00
2019-11-11 09:00:01	0	0.00	0.00	0.00
2019-11-11 10:00:01	0	0.00	0.00	0.00
2019-11-11 11:00:01	0	0.00	0.00	0.00
2019-11-11 12:00:01	0	0.00	0.00	0.00
2019-11-11 13:00:01	0	0.00	0.00	0.00
2019-11-11 14:00:01	0	0.00	0.00	0.00
2019-11-11 15:00:01	0	0.00	0.00	0.00
2019-11-11 16:00:01	0	0.00	0.00	0.00
2019-11-11 17:00:01	0	0.00	0.00	0.00
2019-11-11 18:00:01	0	0.00	0.00	0.00
2019-11-11 19:00:01	0	0.00	0.00	0.00
2019-11-11 20:00:01	0	0.00	0.00	0.00
2019-11-11 21:00:01	0	0.00	0.00	0.00
2019-11-11 22:00:01	0	0.00	0.00	0.00
2019-11-11 23:00:01	0	0.00	0.00	0.00
2019-11-12 00:00:01	0	0.00	0.00	0.00
2019-11-12 01:00:01	0	0.00	0.00	0.00
2019-11-12 02:00:01	0	0.00	0.00	0.00
2019-11-12 03:00:01	0	0.00	0.00	0.00
2019-11-12 04:00:01	0	0.00	0.00	0.00
2019-11-12 05:00:01	0	0.00	0.00	0.00
2019-11-12 06:00:01	0	0.00	0.00	0.00
2019-11-12 07:00:01	0	0.00	0.00	0.00
2019-11-12 08:00:01	0	0.00	0.00	0.00
2019-11-12 09:00:01	0	0.00	0.00	0.00
2019-11-12 10:00:01	0	0.00	0.00	0.00
2019-11-12 11:00:01	0	0.00	0.00	0.00
2019-11-12 12:00:01	0	0.00	0.00	0.00
2019-11-12 13:00:01	0	0.00	0.00	0.00
2019-11-12 14:00:01	0	0.00	0.00	0.00
2019-11-12 15:00:01	0	0.00	0.00	0.00
2019-11-12 16:00:01	0	0.00	0.00	0.00
2019-11-12 17:00:01	0	0.00	0.00	0.00
2019-11-12 18:00:01	0	0.00	0.00	0.00

Date/Time	Ammonia to burner (yes/no)	Corrected NOx (NO2)	Corrected NH3	Corrected N2O
		mg/m ³	mg/m ³	mg/m ³
2019-11-12 19:00:01	0	0.00	0.00	0.00
2019-11-12 20:00:01	0	0.00	0.00	0.00
2019-11-12 21:00:01	0	0.00	0.00	0.00
2019-11-12 22:00:01	0	0.00	0.00	0.00
2019-11-12 23:00:01	0	0.00	0.00	0.00
2019-11-13 00:00:01	0	0.00	0.00	0.00
2019-11-13 01:00:01	0	0.00	0.00	0.00
2019-11-13 02:00:01	0	0.00	0.00	0.00
2019-11-13 03:00:01	0	0.00	0.00	0.00
2019-11-13 04:00:01	0	0.00	0.00	0.00
2019-11-13 05:00:01	0	0.00	0.00	0.00
2019-11-13 06:00:01	0	0.00	0.00	0.00
2019-11-13 07:00:01	0	0.00	0.00	0.00
2019-11-13 08:00:01	0	0.00	0.00	0.00
2019-11-13 09:00:01	0	0.00	0.00	0.00
2019-11-13 10:00:01	0	0.00	0.00	0.00
2019-11-13 11:00:01	0	0.00	0.00	0.00
2019-11-13 12:00:01	0	0.00	0.00	0.00
2019-11-13 13:00:01	0	0.00	0.00	0.00
2019-11-13 14:00:01	0	0.00	0.00	0.00
2019-11-13 15:00:01	0	0.00	0.00	0.00
2019-11-13 16:00:01	0	0.00	0.00	0.00
2019-11-13 17:00:01	0	0.00	0.00	0.00
2019-11-13 18:00:01	0	0.00	0.00	0.00
2019-11-13 19:00:01	0	0.00	0.00	0.00
2019-11-13 20:00:01	0	0.00	0.00	0.00
2019-11-13 21:00:01	0	0.00	0.00	0.00
2019-11-13 22:00:01	0	0.00	0.00	0.00
2019-11-13 23:00:01	0	0.00	0.00	0.00
2019-11-14 00:00:01	0	0.00	0.00	0.00
2019-11-14 01:00:01	0	0.00	0.00	0.00
2019-11-14 02:00:01	0	0.00	0.00	0.00
2019-11-14 03:00:01	0	0.00	0.00	0.00
2019-11-14 04:00:01	0	0.00	0.00	0.00
2019-11-14 05:00:01	0	0.00	0.00	0.00
2019-11-14 06:00:01	0	0.00	0.00	0.00
2019-11-14 07:00:01	0	0.00	0.00	0.00
2019-11-14 08:00:01	0	0.00	0.00	0.00
2019-11-14 09:00:01	0	0.00	0.00	0.00
2019-11-14 10:00:01	0	0.00	0.00	0.00
2019-11-14 11:00:01	0	0.00	0.00	0.00
2019-11-14 12:00:01	0	0.00	0.00	0.00

Date/Time	Ammonia to burner (yes/no)	Corrected NOx (NO2)	Corrected NH3	Corrected N2O
		mg/m ³	mg/m ³	mg/m ³
2019-11-14 13:00:01	0	0.00	0.00	0.00
2019-11-14 14:00:01	0	0.00	0.00	0.00
2019-11-14 15:00:01	0	0.00	0.00	0.00
2019-11-14 16:00:01	0	0.00	0.00	0.00
2019-11-14 17:00:01	0	0.00	0.00	0.00
2019-11-14 18:00:01	0	0.00	0.00	0.00
2019-11-14 19:00:01	0	0.00	0.00	0.00
2019-11-14 20:00:01	0	0.00	0.00	0.00
2019-11-14 21:00:01	0	0.00	0.00	0.00
2019-11-14 22:00:01	0	0.00	0.00	0.00
2019-11-14 23:00:01	0	0.00	0.00	0.00
2019-11-15 00:00:01	0	0.00	0.00	0.00
2019-11-15 01:00:01	0	0.00	0.00	0.00
2019-11-15 02:00:01	0	0.00	0.00	0.00
2019-11-15 03:00:01	0	0.00	0.00	0.00
2019-11-15 04:00:01	0	0.00	0.00	0.00
2019-11-15 05:00:01	0	0.00	0.00	0.00
2019-11-15 06:00:01	0	0.00	0.00	0.00
2019-11-15 07:00:01	0	0.00	0.00	0.00
2019-11-15 08:00:01	0	0.00	0.00	0.00
2019-11-15 09:00:01	0	0.00	0.00	0.00
2019-11-15 10:00:01	0	0.00	0.00	0.00
2019-11-15 11:00:01	0	0.00	0.00	0.00
2019-11-15 12:00:01	0	0.00	0.00	0.00
2019-11-15 13:00:01	0	0.00	0.00	0.00
2019-11-15 14:00:01	0	0.00	0.00	0.00
2019-11-15 15:00:01	0	0.00	0.00	0.00
2019-11-15 16:00:01	0	0.00	0.00	0.00
2019-11-15 17:00:01	0	0.00	0.00	0.00
2019-11-15 18:00:01	0	0.00	0.00	0.00
2019-11-15 19:00:01	0	0.00	0.00	0.00
2019-11-15 20:00:01	0	0.00	0.00	0.00
2019-11-15 21:00:01	0	0.00	0.00	0.00
2019-11-15 22:00:01	0	0.00	0.00	0.00
2019-11-15 23:00:01	0	0.00	0.00	0.00
2019-11-16 00:00:01	0	0.00	0.00	0.00
2019-11-16 01:00:01	0	0.00	0.00	0.00
2019-11-16 02:00:01	0	0.00	0.00	0.00
2019-11-16 03:00:01	0	0.00	0.00	0.00
2019-11-16 04:00:01	0	0.00	0.00	0.00
2019-11-16 05:00:01	0	0.00	0.00	0.00
2019-11-16 06:00:01	0	0.00	0.00	0.00

Date/Time	Ammonia to burner (yes/no)	Corrected NOx (NO2)	Corrected NH3	Corrected N2O
		mg/m ³	mg/m ³	mg/m ³
2019-11-16 07:00:01	0	0.00	0.00	0.00
2019-11-16 08:00:01	0	0.00	0.00	0.00
2019-11-16 09:00:01	0	0.00	0.00	0.00
2019-11-16 10:00:01	0	0.00	0.00	0.00
2019-11-16 11:00:01	0	0.00	0.00	0.00
2019-11-16 12:00:01	0	0.00	0.00	0.00
2019-11-16 13:00:01	0	0.00	0.00	0.00
2019-11-16 14:00:01	0	0.00	0.00	0.00
2019-11-16 15:00:01	0	0.00	0.00	0.00
2019-11-16 16:00:01	0	0.00	0.00	0.00
2019-11-16 17:00:01	0	0.00	0.00	0.00
2019-11-16 18:00:01	0	0.00	0.00	0.00
2019-11-16 19:00:01	0	0.00	0.00	0.00
2019-11-16 20:00:01	0	0.00	0.00	0.00
2019-11-16 21:00:01	0	0.00	0.00	0.00
2019-11-16 22:00:01	0	0.00	0.00	0.00
2019-11-16 23:00:01	0	0.00	0.00	0.00
2019-11-17 00:00:01	0	0.00	0.00	0.00
2019-11-17 01:00:01	0	0.00	0.00	0.00
2019-11-17 02:00:01	0	0.00	0.00	0.00
2019-11-17 03:00:01	0	0.00	0.00	0.00
2019-11-17 04:00:01	0	0.00	0.00	0.00
2019-11-17 05:00:01	0	0.00	0.00	0.00
2019-11-17 06:00:01	0	0.00	0.00	0.00
2019-11-17 07:00:01	0	0.00	0.00	0.00
2019-11-17 08:00:01	0	0.00	0.00	0.00
2019-11-17 09:00:01	0	0.00	0.00	0.00
2019-11-17 10:00:01	0	0.00	0.00	0.00
2019-11-17 11:00:01	0	0.00	0.00	0.00
2019-11-17 12:00:01	0	0.00	0.00	0.00
2019-11-17 13:00:01	0	0.00	0.00	0.00
2019-11-17 14:00:01	0	0.00	0.00	0.00
2019-11-17 15:00:01	0	0.00	0.00	0.00
2019-11-17 16:00:01	0	0.00	0.00	0.00
2019-11-17 17:00:01	0	0.00	0.00	0.00
2019-11-17 18:00:01	0	0.00	0.00	0.00
2019-11-17 19:00:01	0	0.00	0.00	0.00
2019-11-17 20:00:01	0	0.00	0.00	0.00
2019-11-17 21:00:01	0	0.00	0.00	0.00
2019-11-17 22:00:01	0	0.00	0.00	0.00
2019-11-17 23:00:01	0	0.00	0.00	0.00
2019-11-18 00:00:01	0	0.00	0.00	0.00

Date/Time	Ammonia to burner (yes/no)	Corrected NOx (NO2)	Corrected NH3	Corrected N2O
		mg/m ³	mg/m ³	mg/m ³
2019-11-18 01:00:01	0	0.00	0.00	0.00
2019-11-18 02:00:01	0	0.00	0.00	0.00
2019-11-18 03:00:01	0	0.00	0.00	0.00
2019-11-18 04:00:01	0	0.00	0.00	0.00
2019-11-18 05:00:01	0	0.00	0.00	0.00
2019-11-18 06:00:01	0	0.00	0.00	0.00
2019-11-18 07:00:01	0	0.00	0.00	0.00
2019-11-18 08:00:01	0	0.00	0.00	0.00
2019-11-18 09:00:01	0	0.00	0.00	0.00
2019-11-18 10:00:01	0	0.00	0.00	0.00
2019-11-18 11:00:01	0	0.00	0.00	0.00
2019-11-18 12:00:01	0	0.00	0.00	0.00
2019-11-18 13:00:01	0	0.00	0.00	0.00
2019-11-18 14:00:01	0	0.00	0.00	0.00
2019-11-18 15:00:01	0	0.00	0.00	0.00
2019-11-18 16:00:01	0	0.00	0.00	0.00
2019-11-18 17:00:01	0	0.00	0.00	0.00
2019-11-18 18:00:01	0	0.00	0.00	0.00
2019-11-18 19:00:01	0	0.00	0.00	0.00
2019-11-18 20:00:01	0	0.00	0.00	0.00
2019-11-18 21:00:01	0	0.00	0.00	0.00
2019-11-18 22:00:01	0	0.00	0.00	0.00
2019-11-18 23:00:01	0	0.00	0.00	0.00
2019-11-19 00:00:01	0	0.00	0.00	0.00
2019-11-19 01:00:01	0	0.00	0.00	0.00
2019-11-19 02:00:01	0	0.00	0.00	0.00
2019-11-19 03:00:01	0	0.00	0.00	0.00
2019-11-19 04:00:01	0	0.00	0.00	0.00
2019-11-19 05:00:01	0	0.00	0.00	0.00
2019-11-19 06:00:01	0	0.00	0.00	0.00
2019-11-19 07:00:01	0	0.00	0.00	0.00
2019-11-19 08:00:01	0	0.00	0.00	0.00
2019-11-19 09:00:01	0	0.00	0.00	0.00
2019-11-19 10:00:01	0	0.00	0.00	0.00
2019-11-19 11:00:01	0	0.00	0.00	0.00
2019-11-19 12:00:01	0	0.00	0.00	0.00
2019-11-19 13:00:01	0	0.00	0.00	0.00
2019-11-19 14:00:01	0	0.00	0.00	0.00
2019-11-19 15:00:01	0	0.00	0.00	0.00
2019-11-19 16:00:01	0	0.00	0.00	0.00
2019-11-19 17:00:01	0	0.00	0.00	0.00
2019-11-19 18:00:01	0	0.00	0.00	0.00

Date/Time	Ammonia to burner (yes/no)	Corrected NOx (NO2)	Corrected NH3	Corrected N2O
		mg/m ³	mg/m ³	mg/m ³
2019-11-19 19:00:01	0	0.00	0.00	0.00
2019-11-19 20:00:01	0	0.00	0.00	0.00
2019-11-19 21:00:01	0	0.00	0.00	0.00
2019-11-19 22:00:01	0	0.00	0.00	0.00
2019-11-19 23:00:01	0	0.00	0.00	0.00
2019-11-20 00:00:01	0	0.00	0.00	0.00
2019-11-20 01:00:01	0	0.00	0.00	0.00
2019-11-20 02:00:01	0	0.00	0.00	0.00
2019-11-20 03:00:01	0	0.00	0.00	0.00
2019-11-20 04:00:01	0	0.00	0.00	0.00
2019-11-20 05:00:01	0	0.00	0.00	0.00
2019-11-20 06:00:01	0	0.00	0.00	0.00
2019-11-20 07:00:01	0	0.00	0.00	0.00
2019-11-20 08:00:01	0	0.00	0.00	0.00
2019-11-20 09:00:01	0	0.00	0.00	0.00
2019-11-20 10:00:01	0	0.00	0.00	0.00
2019-11-20 11:00:01	0	0.00	0.00	0.00
2019-11-20 12:00:01	0	0.00	0.00	0.00
2019-11-20 13:00:01	0	0.00	0.00	0.00
2019-11-20 14:00:01	0	0.00	0.00	0.00
2019-11-20 15:00:01	0	0.00	0.00	0.00
2019-11-20 16:00:01	0	0.00	0.00	0.00
2019-11-20 17:00:01	0	0.00	0.00	0.00
2019-11-20 18:00:01	0	0.00	0.00	0.00
2019-11-20 19:00:01	0	0.00	0.00	0.00
2019-11-20 20:00:01	0	0.00	0.00	0.00
2019-11-20 21:00:01	0	0.00	0.00	0.00
2019-11-20 22:00:01	0	0.00	0.00	0.00
2019-11-20 23:00:01	0	0.00	0.00	0.00
2019-11-21 00:00:01	0	0.00	0.00	0.00
2019-11-21 01:00:01	0	0.00	0.00	0.00
2019-11-21 02:00:01	0	0.00	0.00	0.00
2019-11-21 03:00:01	0	0.00	0.00	0.00
2019-11-21 04:00:01	0	0.00	0.00	0.00
2019-11-21 05:00:01	0	0.00	0.00	0.00
2019-11-21 06:00:01	0	0.00	0.00	0.00
2019-11-21 07:00:01	0	0.00	0.00	0.00
2019-11-21 08:00:01	0	0.00	0.00	0.00
2019-11-21 09:00:01	0	0.00	0.00	0.00
2019-11-21 10:00:01	0	0.00	0.00	0.00
2019-11-21 11:00:01	0	0.00	0.00	0.00
2019-11-21 12:00:01	0	0.00	0.00	0.00

Date/Time	Ammonia to burner (yes/no)	Corrected NOx (NO2)	Corrected NH3	Corrected N2O
		mg/m ³	mg/m ³	mg/m ³
2019-11-21 13:00:01	0	0.00	0.00	0.00
2019-11-21 14:00:01	0	0.00	0.00	0.00
2019-11-21 15:00:01	0	0.00	0.00	0.00
2019-11-21 16:00:01	0	0.00	0.00	0.00
2019-11-21 17:00:01	0	0.00	0.00	0.00
2019-11-21 18:00:01	0	0.00	0.00	0.00
2019-11-21 19:00:01	0	0.00	0.00	0.00
2019-11-21 20:00:01	0	0.00	0.00	0.00
2019-11-21 21:00:01	0	0.00	0.00	0.00
2019-11-21 22:00:01	0	0.00	0.00	0.00
2019-11-21 23:00:01	0	0.00	0.00	0.00
2019-11-22 00:00:01	0	0.00	0.00	0.00
2019-11-22 01:00:01	0	0.00	0.00	0.00
2019-11-22 02:00:01	0	0.00	0.00	0.00
2019-11-22 03:00:01	0	0.00	0.00	0.00
2019-11-22 04:00:01	0	0.00	0.00	0.00
2019-11-22 05:00:01	0	0.00	0.00	0.00
2019-11-22 06:00:01	0	0.00	0.00	0.00
2019-11-22 07:00:01	0	0.00	0.00	0.00
2019-11-22 08:00:01	0	0.00	0.00	0.00
2019-11-22 09:00:01	0	0.00	0.00	0.00
2019-11-22 10:00:01	0	0.00	0.00	0.00
2019-11-22 11:00:01	0	0.00	0.00	0.00
2019-11-22 12:00:01	0	0.00	0.00	0.00
2019-11-22 13:00:01	0	0.00	0.00	0.00
2019-11-22 14:00:01	0	0.00	0.00	0.00
2019-11-22 15:00:01	0	0.00	0.00	0.00
2019-11-22 16:00:01	0	0.00	0.00	0.00
2019-11-22 17:00:01	0	0.00	0.00	0.00
2019-11-22 18:00:01	0	0.00	0.00	0.00
2019-11-22 19:00:01	0	0.00	0.00	0.00
2019-11-22 20:00:01	0	0.00	0.00	0.00
2019-11-22 21:00:01	0	0.00	0.00	0.00
2019-11-22 22:00:01	0	0.00	0.00	0.00
2019-11-22 23:00:01	0	0.00	0.00	0.00
2019-11-23 00:00:01	0	0.00	0.00	0.00
2019-11-23 01:00:01	0	0.00	0.00	0.00
2019-11-23 02:00:01	0	0.00	0.00	0.00
2019-11-23 03:00:01	0	0.00	0.00	0.00
2019-11-23 04:00:01	0	0.00	0.00	0.00
2019-11-23 05:00:01	0	0.00	0.00	0.00
2019-11-23 06:00:01	0	0.00	0.00	0.00

Date/Time	Ammonia to burner (yes/no)	Corrected NOx (NO2)	Corrected NH3	Corrected N2O
		mg/m ³	mg/m ³	mg/m ³
2019-11-23 07:00:01	0	0.00	0.00	0.00
2019-11-23 08:00:01	0	0.00	0.00	0.00
2019-11-23 09:00:01	0	0.00	0.00	0.00
2019-11-23 10:00:01	0	0.00	0.00	0.00
2019-11-23 11:00:01	0	0.00	0.00	0.00
2019-11-23 12:00:01	0	0.00	0.00	0.00
2019-11-23 13:00:01	0	0.00	0.00	0.00
2019-11-23 14:00:01	0	0.00	0.00	0.00
2019-11-23 15:00:01	0	0.00	0.00	0.00
2019-11-23 16:00:01	0	0.00	0.00	0.00
2019-11-23 17:00:01	0	0.00	0.00	0.00
2019-11-23 18:00:01	0	0.00	0.00	0.00
2019-11-23 19:00:01	0	0.00	0.00	0.00
2019-11-23 20:00:01	0	0.00	0.00	0.00
2019-11-23 21:00:01	0	0.00	0.00	0.00
2019-11-23 22:00:01	0	0.00	0.00	0.00
2019-11-23 23:00:01	0	0.00	0.00	0.00
2019-11-24 00:00:01	0	0.00	0.00	0.00
2019-11-24 01:00:01	0	0.00	0.00	0.00
2019-11-24 02:00:01	0	0.00	0.00	0.00
2019-11-24 03:00:01	0	0.00	0.00	0.00
2019-11-24 04:00:01	0	0.00	0.00	0.00
2019-11-24 05:00:01	0	0.00	0.00	0.00
2019-11-24 06:00:01	0	0.00	0.00	0.00
2019-11-24 07:00:01	0	0.00	0.00	0.00
2019-11-24 08:00:01	0	0.00	0.00	0.00
2019-11-24 09:00:01	0	0.00	0.00	0.00
2019-11-24 10:00:01	0	0.00	0.00	0.00
2019-11-24 11:00:01	0	0.00	0.00	0.00
2019-11-24 12:00:01	0	0.00	0.00	0.00
2019-11-24 13:00:01	0	0.00	0.00	0.00
2019-11-24 14:00:01	0	0.00	0.00	0.00
2019-11-24 15:00:01	0	0.00	0.00	0.00
2019-11-24 16:00:01	0	0.00	0.00	0.00
2019-11-24 17:00:01	0	0.00	0.00	0.00
2019-11-24 18:00:01	0	0.00	0.00	0.00
2019-11-24 19:00:01	0	0.00	0.00	0.00
2019-11-24 20:00:01	0	0.00	0.00	0.00
2019-11-24 21:00:01	0	0.00	0.00	0.00
2019-11-24 22:00:01	0	0.00	0.00	0.00
2019-11-24 23:00:01	0	0.00	0.00	0.00
2019-11-25 00:00:01	0	0.00	0.00	0.00

Date/Time	Ammonia to burner (yes/no)	Corrected NOx (NO2)	Corrected NH3	Corrected N2O
		mg/m ³	mg/m ³	mg/m ³
2019-11-25 01:00:01	0	0.00	0.00	0.00
2019-11-25 02:00:01	0	0.00	0.00	0.00
2019-11-25 03:00:01	0	0.00	0.00	0.00
2019-11-25 04:00:01	0	0.00	0.00	0.00
2019-11-25 05:00:01	0	0.00	0.00	0.00
2019-11-25 06:00:01	0	0.00	0.00	0.00
2019-11-25 07:00:01	0	0.00	0.00	0.00
2019-11-25 08:00:01	0	0.00	0.00	0.00
2019-11-25 09:00:01	0	0.00	0.00	0.00
2019-11-25 10:00:01	0	0.00	0.00	0.00
2019-11-25 11:00:01	0	0.00	0.00	0.00
2019-11-25 12:00:01	0	0.00	0.00	0.00
2019-11-25 13:00:01	0	0.00	0.00	0.00
2019-11-25 14:00:01	0	0.00	0.00	0.00
2019-11-25 15:00:01	0	0.00	0.00	0.00
2019-11-25 16:00:01	0	0.00	0.00	0.00
2019-11-25 17:00:01	0	0.00	0.00	0.00
2019-11-25 18:00:01	0	0.00	0.00	0.00
2019-11-25 19:00:01	0	0.00	0.00	0.00
2019-11-25 20:00:01	0	0.00	0.00	0.00
2019-11-25 21:00:01	0	0.00	0.00	0.00
2019-11-25 22:00:01	0	0.00	0.00	0.00
2019-11-25 23:00:01	0	0.00	0.00	0.00
2019-11-26 00:00:01	0	0.00	0.00	0.00
2019-11-26 01:00:01	0	0.00	0.00	0.00
2019-11-26 02:00:01	0	0.00	0.00	0.00
2019-11-26 03:00:01	0	0.00	0.00	0.00
2019-11-26 04:00:01	0	0.00	0.00	0.00
2019-11-26 05:00:01	0	0.00	0.00	0.00
2019-11-26 06:00:01	0	0.00	0.00	0.00
2019-11-26 07:00:01	0	0.00	0.00	0.00
2019-11-26 08:00:01	0	0.00	0.00	0.00
2019-11-26 09:00:01	0	0.00	0.00	0.00
2019-11-26 10:00:01	0	0.00	0.00	0.00
2019-11-26 11:00:01	0	0.00	0.00	0.00
2019-11-26 12:00:01	0	0.00	0.00	0.00
2019-11-26 13:00:01	0	0.00	0.00	0.00
2019-11-26 14:00:01	0	0.00	0.00	0.00
2019-11-26 15:00:01	0	0.00	0.00	0.00
2019-11-26 16:00:01	0	0.00	0.00	0.00
2019-11-26 17:00:01	0	0.00	0.00	0.00
2019-11-26 18:00:01	0	0.00	0.00	0.00

Date/Time	Ammonia to burner (yes/no)	Corrected NOx (NO2)	Corrected NH3	Corrected N2O
		mg/m ³	mg/m ³	mg/m ³
2019-11-26 19:00:01	0	0.00	0.00	0.00
2019-11-26 20:00:01	0	0.00	0.00	0.00
2019-11-26 21:00:01	0	0.00	0.00	0.00
2019-11-26 22:00:01	0	0.00	0.00	0.00
2019-11-26 23:00:01	0	0.00	0.00	0.00
2019-11-27 00:00:01	0	0.00	0.00	0.00
2019-11-27 01:00:01	0	0.00	0.00	0.00
2019-11-27 02:00:01	0	0.00	0.00	0.00
2019-11-27 03:00:01	0	0.00	0.00	0.00
2019-11-27 04:00:01	0	0.00	0.00	0.00
2019-11-27 05:00:01	0	0.00	0.00	0.00
2019-11-27 06:00:01	0	0.00	0.00	0.00
2019-11-27 07:00:01	0	0.00	0.00	0.00
2019-11-27 08:00:01	0	0.00	0.00	0.00
2019-11-27 09:00:01	0	0.00	0.00	0.00
2019-11-27 10:00:01	0	0.00	0.00	0.00
2019-11-27 11:00:01	0	0.00	0.00	0.00
2019-11-27 12:00:01	0	0.00	0.00	0.00
2019-11-27 13:00:01	0	0.00	0.00	0.00
2019-11-27 14:00:01	0	0.00	0.00	0.00
2019-11-27 15:00:01	0	0.00	0.00	0.00
2019-11-27 16:00:01	0	0.00	0.00	0.00
2019-11-27 17:00:01	0	0.00	0.00	0.00
2019-11-27 18:00:01	0	0.00	0.00	0.00
2019-11-27 19:00:01	0	0.00	0.00	0.00
2019-11-27 20:00:01	0	0.00	0.00	0.00
2019-11-27 21:00:01	0	0.00	0.00	0.00
2019-11-27 22:00:01	0	0.00	0.00	0.00
2019-11-27 23:00:01	0	0.00	0.00	0.00
2019-11-28 00:00:01	0	0.00	0.00	0.00
2019-11-28 01:00:01	0	0.00	0.00	0.00
2019-11-28 02:00:01	0	0.00	0.00	0.00
2019-11-28 03:00:01	0	0.00	0.00	0.00
2019-11-28 04:00:01	0	0.00	0.00	0.00
2019-11-28 05:00:01	0	0.00	0.00	0.00
2019-11-28 06:00:01	0	0.00	0.00	0.00
2019-11-28 07:00:01	0	0.00	0.00	0.00
2019-11-28 08:00:01	0	0.00	0.00	0.00
2019-11-28 09:00:01	0	0.00	0.00	0.00
2019-11-28 10:00:01	0	0.00	0.00	0.00
2019-11-28 11:00:01	0	0.00	0.00	0.00
2019-11-28 12:00:01	0	0.00	0.00	0.00

Date/Time	Ammonia to burner (yes/no)	Corrected NOx (NO2)	Corrected NH3	Corrected N2O
		mg/m ³	mg/m ³	mg/m ³
2019-11-28 13:00:01	0	0.00	0.00	0.00
2019-11-28 14:00:01	0	0.00	0.00	0.00
2019-11-28 15:00:01	0	0.00	0.00	0.00
2019-11-28 16:00:01	0	0.00	0.00	0.00
2019-11-28 17:00:01	0	0.00	0.00	0.00
2019-11-28 18:00:01	0	0.00	0.00	0.00
2019-11-28 19:00:01	0	0.00	0.00	0.00
2019-11-28 20:00:01	0	0.00	0.00	0.00
2019-11-28 21:00:01	0	0.00	0.00	0.00
2019-11-28 22:00:01	0	0.00	0.00	0.00
2019-11-28 23:00:01	0	0.00	0.00	0.00
2019-11-29 00:00:01	0	0.00	0.00	0.00
2019-11-29 01:00:01	0	0.00	0.00	0.00
2019-11-29 02:00:01	0	0.00	0.00	0.00
2019-11-29 03:00:01	0	0.00	0.00	0.00
2019-11-29 04:00:01	0	0.00	0.00	0.00
2019-11-29 05:00:01	0	0.00	0.00	0.00
2019-11-29 06:00:01	0	0.00	0.00	0.00
2019-11-29 07:00:01	0	0.00	0.00	0.00
2019-11-29 08:00:01	0	0.00	0.00	0.00
2019-11-29 09:00:01	0	0.00	0.00	0.00
2019-11-29 10:00:01	0	0.00	0.00	0.00
2019-11-29 11:00:01	0	0.00	0.00	0.00
2019-11-29 12:00:01	0	0.00	0.00	0.00
2019-11-29 13:00:01	0	0.00	0.00	0.00
2019-11-29 14:00:01	0	0.00	0.00	0.00
2019-11-29 15:00:01	0	0.00	0.00	0.00
2019-11-29 16:00:01	0	0.00	0.00	0.00
2019-11-29 17:00:01	0	0.00	0.00	0.00
2019-11-29 18:00:01	0	0.00	0.00	0.00
2019-11-29 19:00:01	0	0.00	0.00	0.00
2019-11-29 20:00:01	0	0.00	0.00	0.00
2019-11-29 21:00:01	0	0.00	0.00	0.00
2019-11-29 22:00:01	0	0.00	0.00	0.00
2019-11-29 23:00:01	0	0.00	0.00	0.00
2019-11-30 00:00:01	0	0.00	0.00	0.00
2019-11-30 01:00:01	0	0.00	0.00	0.00
2019-11-30 02:00:01	0	0.00	0.00	0.00
2019-11-30 03:00:01	0	0.00	0.00	0.00
2019-11-30 04:00:01	0	0.00	0.00	0.00
2019-11-30 05:00:01	0	0.00	0.00	0.00
2019-11-30 06:00:01	0	0.00	0.00	0.00

Date/Time	Ammonia to burner (yes/no)	Corrected NOx (NO2)	Corrected NH3	Corrected N2O
		mg/m ³	mg/m ³	mg/m ³
2019-11-30 07:00:01	0	0.00	0.00	0.00
2019-11-30 08:00:01	0	0.00	0.00	0.00
2019-11-30 09:00:01	0	0.00	0.00	0.00
2019-11-30 10:00:01	0	0.00	0.00	0.00
2019-11-30 11:00:01	0	0.00	0.00	0.00
2019-11-30 12:00:01	0	0.00	0.00	0.00
2019-11-30 13:00:01	0	0.00	0.00	0.00
2019-11-30 14:00:01	0	0.00	0.00	0.00
2019-11-30 15:00:01	0	0.00	0.00	0.00
2019-11-30 16:00:01	0	0.00	0.00	0.00
2019-11-30 17:00:01	0	0.00	0.00	0.00
2019-11-30 18:00:01	0	0.00	0.00	0.00
2019-11-30 19:00:01	0	0.00	0.00	0.00
2019-11-30 20:00:01	0	0.00	0.00	0.00
2019-11-30 21:00:01	0	0.00	0.00	0.00
2019-11-30 22:00:01	0	0.00	0.00	0.00
2019-11-30 23:00:01	0	0.00	0.00	0.00
2019-12-01 00:00:01	0	0.00	0.00	0.00
2019-12-01 01:00:01	0	0.00	0.00	0.00
2019-12-01 02:00:01	0	0.00	0.00	0.00
2019-12-01 03:00:01	0	0.00	0.00	0.00
2019-12-01 04:00:01	0	0.00	0.00	0.00
2019-12-01 05:00:01	0	0.00	0.00	0.00
2019-12-01 06:00:01	0	0.00	0.00	0.00
2019-12-01 07:00:01	0	0.00	0.00	0.00
2019-12-01 08:00:01	0	0.00	0.00	0.00
2019-12-01 09:00:01	0	0.00	0.00	0.00
2019-12-01 10:00:01	0	0.00	0.00	0.00
2019-12-01 11:00:01	0	0.00	0.00	0.00
2019-12-01 12:00:01	0	0.00	0.00	0.00
2019-12-01 13:00:01	0	0.00	0.00	0.00
2019-12-01 14:00:01	0	0.00	0.00	0.00
2019-12-01 15:00:01	0	0.00	0.00	0.00
2019-12-01 16:00:01	0	0.00	0.00	0.00
2019-12-01 17:00:01	0	0.00	0.00	0.00
2019-12-01 18:00:01	0	0.00	0.00	0.00
2019-12-01 19:00:01	0	0.00	0.00	0.00
2019-12-01 20:00:01	0	0.00	0.00	0.00
2019-12-01 21:00:01	0	0.00	0.00	0.00
2019-12-01 22:00:01	0	0.00	0.00	0.00
2019-12-01 23:00:01	0	0.00	0.00	0.00
2019-12-02 00:00:01	0	0.00	0.00	0.00

Date/Time	Ammonia to burner (yes/no)	Corrected NOx (NO2)	Corrected NH3	Corrected N2O
		mg/m ³	mg/m ³	mg/m ³
2019-12-02 01:00:01	0	0.00	0.00	0.00
2019-12-02 02:00:01	0	0.00	0.00	0.00
2019-12-02 03:00:01	0	0.00	0.00	0.00
2019-12-02 04:00:01	0	0.00	0.00	0.00
2019-12-02 05:00:01	0	0.00	0.00	0.00
2019-12-02 06:00:01	0	0.00	0.00	0.00
2019-12-02 07:00:01	0	0.00	0.00	0.00
2019-12-02 08:00:01	0	0.00	0.00	0.00
2019-12-02 09:00:01	0	0.00	0.00	0.00
2019-12-02 10:00:01	0	0.00	0.00	0.00
2019-12-02 11:00:01	0	0.00	0.00	0.00
2019-12-02 12:00:01	0	0.00	0.00	0.00
2019-12-02 13:00:01	0	0.00	0.00	0.00
2019-12-02 14:00:01	0	0.00	0.00	0.00
2019-12-02 15:00:01	0	0.00	0.00	0.00
2019-12-02 16:00:01	0	0.00	0.00	0.00
2019-12-02 17:00:01	0	0.00	0.00	0.00
2019-12-02 18:00:01	0	0.00	0.00	0.00
2019-12-02 19:00:01	0	0.00	0.00	0.00
2019-12-02 20:00:01	0	0.00	0.00	0.00
2019-12-02 21:00:01	0	0.00	0.00	0.00
2019-12-02 22:00:01	0	0.00	0.00	0.00
2019-12-02 23:00:01	0	0.00	0.00	0.00
2019-12-03 00:00:01	0	0.00	0.00	0.00
2019-12-03 01:00:01	0	0.00	0.00	0.00
2019-12-03 02:00:01	0	0.00	0.00	0.00
2019-12-03 03:00:01	0	0.00	0.00	0.00
2019-12-03 04:00:01	0	0.00	0.00	0.00
2019-12-03 05:00:01	0	0.00	0.00	0.00
2019-12-03 06:00:01	0	0.00	0.00	0.00
2019-12-03 07:00:01	0	0.00	0.00	0.00
2019-12-03 08:00:01	0	0.00	0.00	0.00
2019-12-03 09:00:01	0	0.00	0.00	0.00
2019-12-03 10:00:01	0	0.00	0.00	0.00
2019-12-03 11:00:01	0	0.00	0.00	0.00
2019-12-03 12:00:01	0	0.00	0.00	0.00
2019-12-03 13:00:01	0	0.00	0.00	0.00
2019-12-03 14:00:01	0	0.00	0.00	0.00
2019-12-03 15:00:01	0	0.00	0.00	0.00
2019-12-03 16:00:01	0	0.00	0.00	0.00
2019-12-03 17:00:01	0	0.00	0.00	0.00
2019-12-03 18:00:01	0	0.00	0.00	0.00

Date/Time	Ammonia to burner (yes/no)	Corrected NOx (NO2)	Corrected NH3	Corrected N2O
		mg/m ³	mg/m ³	mg/m ³
2019-12-03 19:00:01	0	0.00	0.00	0.00
2019-12-03 20:00:01	0	0.00	0.00	0.00
2019-12-03 21:00:01	0	0.00	0.00	0.00
2019-12-03 22:00:01	0	0.00	0.00	0.00
2019-12-03 23:00:01	0	0.00	0.00	0.00
2019-12-04 00:00:01	0	0.00	0.00	0.00
2019-12-04 01:00:01	0	0.00	0.00	0.00
2019-12-04 02:00:01	0	0.00	0.00	0.00
2019-12-04 03:00:01	0	0.00	0.00	0.00
2019-12-04 04:00:01	0	0.00	0.00	0.00
2019-12-04 05:00:01	0	0.00	0.00	0.00
2019-12-04 06:00:01	0	0.00	0.00	0.00
2019-12-04 07:00:01	0	0.00	0.00	0.00
2019-12-04 08:00:01	0	0.00	0.00	0.00
2019-12-04 09:00:01	0	0.00	0.00	0.00
2019-12-04 10:00:01	0	0.00	0.00	0.00
2019-12-04 11:00:01	0	0.00	0.00	0.00
2019-12-04 12:00:01	0	0.00	0.00	0.00
2019-12-04 13:00:01	0	0.00	0.00	0.00
2019-12-04 14:00:01	0	0.00	0.00	0.00
2019-12-04 15:00:01	0	0.00	0.00	0.00
2019-12-04 16:00:01	0	0.00	0.00	0.00
2019-12-04 17:00:01	0	0.00	0.00	0.00
2019-12-04 18:00:01	0	0.00	0.00	0.00
2019-12-04 19:00:01	0	0.00	0.00	0.00
2019-12-04 20:00:01	0	0.00	0.00	0.00
2019-12-04 21:00:01	0	0.00	0.00	0.00
2019-12-04 22:00:01	0	0.00	0.00	0.00
2019-12-04 23:00:01	0	0.00	0.00	0.00
2019-12-05 00:00:01	0	0.00	0.00	0.00
2019-12-05 01:00:01	0	0.00	0.00	0.00
2019-12-05 02:00:01	0	0.00	0.00	0.00
2019-12-05 03:00:01	0	0.00	0.00	0.00
2019-12-05 04:00:01	0	0.00	0.00	0.00
2019-12-05 05:00:01	0	0.00	0.00	0.00
2019-12-05 06:00:01	0	0.00	0.00	0.00
2019-12-05 07:00:01	0	0.00	0.00	0.00
2019-12-05 08:00:01	0	0.00	0.00	0.00
2019-12-05 09:00:01	0	0.00	0.00	0.00
2019-12-05 10:00:01	0	0.00	0.00	0.00
2019-12-05 11:00:01	0	0.00	0.00	0.00
2019-12-05 12:00:01	0	0.00	0.00	0.00

Date/Time	Ammonia to burner (yes/no)	Corrected NOx (NO2)	Corrected NH3	Corrected N2O
		mg/m ³	mg/m ³	mg/m ³
2019-12-05 13:00:01	0	0.00	0.00	0.00
2019-12-05 14:00:01	0	0.00	0.00	0.00
2019-12-05 15:00:01	0	0.00	0.00	0.00
2019-12-05 16:00:01	0	0.00	0.00	0.00
2019-12-05 17:00:01	0	0.00	0.00	0.00
2019-12-05 18:00:01	0	0.00	0.00	0.00
2019-12-05 19:00:01	0	0.00	0.00	0.00
2019-12-05 20:00:01	0	0.00	0.00	0.00
2019-12-05 21:00:01	0	0.00	0.00	0.00
2019-12-05 22:00:01	0	0.00	0.00	0.00
2019-12-05 23:00:01	0	0.00	0.00	0.00
2019-12-06 00:00:01	0	0.00	0.00	0.00
2019-12-06 01:00:01	0	0.00	0.00	0.00
2019-12-06 02:00:01	0	0.00	0.00	0.00
2019-12-06 03:00:01	0	0.00	0.00	0.00
2019-12-06 04:00:01	0	0.00	0.00	0.00
2019-12-06 05:00:01	0	0.00	0.00	0.00
2019-12-06 06:00:01	0	0.00	0.00	0.00
2019-12-06 07:00:01	0	0.00	0.00	0.00
2019-12-06 08:00:01	0	0.00	0.00	0.00
2019-12-06 09:00:01	0	0.00	0.00	0.00
2019-12-06 10:00:01	0	0.00	0.00	0.00
2019-12-06 11:00:01	0	0.00	0.00	0.00
2019-12-06 12:00:01	0	0.00	0.00	0.00
2019-12-06 13:00:01	0	0.00	0.00	0.00
2019-12-06 14:00:01	0	0.00	0.00	0.00
2019-12-06 15:00:01	0	0.00	0.00	0.00
2019-12-06 16:00:01	0	0.00	0.00	0.00
2019-12-06 17:00:01	0	0.00	0.00	0.00
2019-12-06 18:00:01	0	0.00	0.00	0.00
2019-12-06 19:00:01	0	0.00	0.00	0.00
2019-12-06 20:00:01	0	0.00	0.00	0.00
2019-12-06 21:00:01	0	0.00	0.00	0.00
2019-12-06 22:00:01	0	0.00	0.00	0.00
2019-12-06 23:00:01	0	0.00	0.00	0.00
2019-12-07 00:00:01	0	0.00	0.00	0.00
2019-12-07 01:00:01	0	0.00	0.00	0.00
2019-12-07 02:00:01	0	0.00	0.00	0.00
2019-12-07 03:00:01	0	0.00	0.00	0.00
2019-12-07 04:00:01	0	0.00	0.00	0.00
2019-12-07 05:00:01	0	0.00	0.00	0.00
2019-12-07 06:00:01	0	0.00	0.00	0.00

Date/Time	Ammonia to burner (yes/no)	Corrected NOx (NO2)	Corrected NH3	Corrected N2O
		mg/m ³	mg/m ³	mg/m ³
2019-12-07 07:00:01	0	0.00	0.00	0.00
2019-12-07 08:00:01	0	0.00	0.00	0.00
2019-12-07 09:00:01	0	0.00	0.00	0.00
2019-12-07 10:00:01	0	0.00	0.00	0.00
2019-12-07 11:00:01	0	0.00	0.00	0.00
2019-12-07 12:00:01	0	0.00	0.00	0.00
2019-12-07 13:00:01	0	0.00	0.00	0.00
2019-12-07 14:00:01	0	0.00	0.00	0.00
2019-12-07 15:00:01	0	0.00	0.00	0.00
2019-12-07 16:00:01	0	0.00	0.00	0.00
2019-12-07 17:00:01	0	0.00	0.00	0.00
2019-12-07 18:00:01	0	0.00	0.00	0.00
2019-12-07 19:00:01	0	0.00	0.00	0.00
2019-12-07 20:00:01	0	0.00	0.00	0.00
2019-12-07 21:00:01	0	0.00	0.00	0.00
2019-12-07 22:00:01	0	0.00	0.00	0.00
2019-12-07 23:00:01	0	0.00	0.00	0.00
2019-12-08 00:00:01	0	0.00	0.00	0.00
2019-12-08 01:00:01	0	0.00	0.00	0.00
2019-12-08 02:00:01	0	0.00	0.00	0.00
2019-12-08 03:00:01	0	0.00	0.00	0.00
2019-12-08 04:00:01	0	0.00	0.00	0.00
2019-12-08 05:00:01	0	0.00	0.00	0.00
2019-12-08 06:00:01	0	0.00	0.00	0.00
2019-12-08 07:00:01	0	0.00	0.00	0.00
2019-12-08 08:00:01	0	0.00	0.00	0.00
2019-12-08 09:00:01	0	0.00	0.00	0.00
2019-12-08 10:00:01	0	0.00	0.00	0.00
2019-12-08 11:00:01	0	0.00	0.00	0.00
2019-12-08 12:00:01	0	0.00	0.00	0.00
2019-12-08 13:00:01	0	0.00	0.00	0.00
2019-12-08 14:00:01	0	0.00	0.00	0.00
2019-12-08 15:00:01	0	0.00	0.00	0.00
2019-12-08 16:00:01	0	0.00	0.00	0.00
2019-12-08 17:00:01	0	0.00	0.00	0.00
2019-12-08 18:00:01	0	0.00	0.00	0.00
2019-12-08 19:00:01	0	0.00	0.00	0.00
2019-12-08 20:00:01	0	0.00	0.00	0.00
2019-12-08 21:00:01	0	0.00	0.00	0.00
2019-12-08 22:00:01	0	0.00	0.00	0.00
2019-12-08 23:00:01	0	0.00	0.00	0.00
2019-12-09 00:00:01	0	0.00	0.00	0.00

Date/Time	Ammonia to burner (yes/no)	Corrected NOx (NO2)	Corrected NH3	Corrected N2O
		mg/m ³	mg/m ³	mg/m ³
2019-12-09 01:00:01	0	0.00	0.00	0.00
2019-12-09 02:00:01	0	0.00	0.00	0.00
2019-12-09 03:00:01	0	0.00	0.00	0.00
2019-12-09 04:00:01	0	0.00	0.00	0.00
2019-12-09 05:00:01	0	0.00	0.00	0.00
2019-12-09 06:00:01	0	0.00	0.00	0.00
2019-12-09 07:00:01	0	0.00	0.00	0.00
2019-12-09 08:00:01	0	0.00	0.00	0.00
2019-12-09 09:00:01	0	0.00	0.00	0.00
2019-12-09 10:00:01	0	0.00	0.00	0.00
2019-12-09 11:00:01	0	0.00	0.00	0.00
2019-12-09 12:00:01	0	0.00	0.00	0.00
2019-12-09 13:00:01	0	0.00	0.00	0.00
2019-12-09 14:00:01	0	0.00	0.00	0.00
2019-12-09 15:00:01	0	0.00	0.00	0.00
2019-12-09 16:00:01	0	0.00	0.00	0.00
2019-12-09 17:00:01	0	0.00	0.00	0.00
2019-12-09 18:00:01	0	0.00	0.00	0.00
2019-12-09 19:00:01	0	0.00	0.00	0.00
2019-12-09 20:00:01	0	0.00	0.00	0.00
2019-12-09 21:00:01	0	0.00	0.00	0.00
2019-12-09 22:00:01	0	0.00	0.00	0.00
2019-12-09 23:00:01	0	0.00	0.00	0.00
2019-12-10 00:00:01	0	0.00	0.00	0.00
2019-12-10 01:00:01	0	0.00	0.00	0.00
2019-12-10 02:00:01	0	0.00	0.00	0.00
2019-12-10 03:00:01	0	0.00	0.00	0.00
2019-12-10 04:00:01	0	0.00	0.00	0.00
2019-12-10 05:00:01	0	0.00	0.00	0.00
2019-12-10 06:00:01	0	0.00	0.00	0.00
2019-12-10 07:00:01	0	0.00	0.00	0.00
2019-12-10 08:00:01	0	0.00	0.00	0.00
2019-12-10 09:00:01	0	0.00	0.00	0.00
2019-12-10 10:00:01	0	0.00	0.00	0.00
2019-12-10 11:00:01	0	0.00	0.00	0.00
2019-12-10 12:00:01	0	0.00	0.00	0.00
2019-12-10 13:00:01	0	0.00	0.00	0.00
2019-12-10 14:00:01	0	0.00	0.00	0.00
2019-12-10 15:00:01	0	0.00	0.00	0.00
2019-12-10 16:00:01	0	0.00	0.00	0.00
2019-12-10 17:00:01	0	0.00	0.00	0.00
2019-12-10 18:00:01	0	0.00	0.00	0.00

Date/Time	Ammonia to burner (yes/no)	Corrected NOx (NO2)	Corrected NH3	Corrected N2O
		mg/m ³	mg/m ³	mg/m ³
2019-12-10 19:00:01	0	0.00	0.00	0.00
2019-12-10 20:00:01	0	0.00	0.00	0.00
2019-12-10 21:00:01	0	0.00	0.00	0.00
2019-12-10 22:00:01	0	0.00	0.00	0.00
2019-12-10 23:00:01	0	0.00	0.00	0.00
2019-12-11 00:00:01	0	0.00	0.00	0.00
2019-12-11 01:00:01	0	0.00	0.00	0.00
2019-12-11 02:00:01	0	0.00	0.00	0.00
2019-12-11 03:00:01	0	0.00	0.00	0.00
2019-12-11 04:00:01	0	0.00	0.00	0.00
2019-12-11 05:00:01	0	0.00	0.00	0.00
2019-12-11 06:00:01	0	0.00	0.00	0.00
2019-12-11 07:00:01	0	0.00	0.00	0.00
2019-12-11 08:00:01	0	0.00	0.00	0.00
2019-12-11 09:00:01	0	0.00	0.00	0.00
2019-12-11 10:00:01	0	0.00	0.00	0.00
2019-12-11 11:00:01	0	0.00	0.00	0.00
2019-12-11 12:00:01	0	0.00	0.00	0.00
2019-12-11 13:00:01	0	0.00	0.00	0.00
2019-12-11 14:00:01	0	0.00	0.00	0.00
2019-12-11 15:00:01	0	0.00	0.00	0.00
2019-12-11 16:00:01	0	0.00	0.00	0.00
2019-12-11 17:00:01	0	0.00	0.00	0.00
2019-12-11 18:00:01	0	0.00	0.00	0.00
2019-12-11 19:00:01	0	0.00	0.00	0.00
2019-12-11 20:00:01	0	0.00	0.00	0.00
2019-12-11 21:00:01	0	0.00	0.00	0.00
2019-12-11 22:00:01	0	0.00	0.00	0.00
2019-12-11 23:00:01	0	0.00	0.00	0.00
2019-12-12 00:00:01	0	0.00	0.00	0.00
2019-12-12 01:00:01	0	0.00	0.00	0.00
2019-12-12 02:00:01	0	0.00	0.00	0.00
2019-12-12 03:00:01	0	0.00	0.00	0.00
2019-12-12 04:00:01	0	0.00	0.00	0.00
2019-12-12 05:00:01	0	0.00	0.00	0.00
2019-12-12 06:00:01	0	0.00	0.00	0.00
2019-12-12 07:00:01	0	0.00	0.00	0.00
2019-12-12 08:00:01	0	0.00	0.00	0.00
2019-12-12 09:00:01	0	0.00	0.00	0.00
2019-12-12 10:00:01	0	0.00	0.00	0.00
2019-12-12 11:00:01	0	0.00	0.00	0.00
2019-12-12 12:00:01	0	0.00	0.00	0.00

Date/Time	Ammonia to burner (yes/no)	Corrected NOx (NO2)	Corrected NH3	Corrected N2O
		mg/m ³	mg/m ³	mg/m ³
2019-12-12 13:00:01	0	0.00	0.00	0.00
2019-12-12 14:00:01	0	0.00	0.00	0.00
2019-12-12 15:00:01	0	0.00	0.00	0.00
2019-12-12 16:00:01	0	0.00	0.00	0.00
2019-12-12 17:00:01	0	0.00	0.00	0.00
2019-12-12 18:00:01	0	0.00	0.00	0.00
2019-12-12 19:00:01	0	0.00	0.00	0.00
2019-12-12 20:00:01	0	0.00	0.00	0.00
2019-12-12 21:00:01	0	0.00	0.00	0.00
2019-12-12 22:00:01	0	0.00	0.00	0.00
2019-12-12 23:00:01	0	0.00	0.00	0.00
2019-12-13 00:00:01	0	0.00	0.00	0.00
2019-12-13 01:00:01	0	0.00	0.00	0.00
2019-12-13 02:00:01	0	0.00	0.00	0.00
2019-12-13 03:00:01	0	0.00	0.00	0.00
2019-12-13 04:00:01	0	0.00	0.00	0.00
2019-12-13 05:00:01	0	0.00	0.00	0.00
2019-12-13 06:00:01	0	0.00	0.00	0.00
2019-12-13 07:00:01	0	0.00	0.00	0.00
2019-12-13 08:00:01	0	0.00	0.00	0.00
2019-12-13 09:00:01	0	0.00	0.00	0.00
2019-12-13 10:00:01	0	0.00	0.00	0.00
2019-12-13 11:00:01	0	0.00	0.00	0.00
2019-12-13 12:00:01	0	0.00	0.00	0.00
2019-12-13 13:00:01	0	0.00	0.00	0.00
2019-12-13 14:00:01	0	0.00	0.00	0.00
2019-12-13 15:00:01	0	0.00	0.00	0.00
2019-12-13 16:00:01	0	0.00	0.00	0.00
2019-12-13 17:00:01	0	0.00	0.00	0.00
2019-12-13 18:00:01	0	0.00	0.00	0.00
2019-12-13 19:00:01	0	0.00	0.00	0.00
2019-12-13 20:00:01	0	0.00	0.00	0.00
2019-12-13 21:00:01	0	0.00	0.00	0.00
2019-12-13 22:00:01	0	0.00	0.00	0.00
2019-12-13 23:00:01	0	0.00	0.00	0.00
2019-12-14 00:00:01	0	0.00	0.00	0.00
2019-12-14 01:00:01	0	0.00	0.00	0.00
2019-12-14 02:00:01	0	0.00	0.00	0.00
2019-12-14 03:00:01	0	0.00	0.00	0.00
2019-12-14 04:00:01	0	0.00	0.00	0.00
2019-12-14 05:00:01	0	0.00	0.00	0.00
2019-12-14 06:00:01	0	0.00	0.00	0.00

Date/Time	Ammonia to burner (yes/no)	Corrected NOx (NO2)	Corrected NH3	Corrected N2O
		mg/m ³	mg/m ³	mg/m ³
2019-12-14 07:00:01	0	0.00	0.00	0.00
2019-12-14 08:00:01	0	0.00	0.00	0.00
2019-12-14 09:00:01	0	0.00	0.00	0.00
2019-12-14 10:00:01	0	0.00	0.00	0.00
2019-12-14 11:00:01	0	0.00	0.00	0.00
2019-12-14 12:00:01	0	0.00	0.00	0.00
2019-12-14 13:00:01	0	0.00	0.00	0.00
2019-12-14 14:00:01	0	0.00	0.00	0.00
2019-12-14 15:00:01	0	0.00	0.00	0.00
2019-12-14 16:00:01	0	0.00	0.00	0.00
2019-12-14 17:00:01	0	0.00	0.00	0.00
2019-12-14 18:00:01	0	0.00	0.00	0.00
2019-12-14 19:00:01	0	0.00	0.00	0.00
2019-12-14 20:00:01	0	0.00	0.00	0.00
2019-12-14 21:00:01	0	0.00	0.00	0.00
2019-12-14 22:00:01	0	0.00	0.00	0.00
2019-12-14 23:00:01	0	0.00	0.00	0.00
2019-12-15 00:00:01	0	0.00	0.00	0.00
2019-12-15 01:00:01	0	0.00	0.00	0.00
2019-12-15 02:00:01	0	0.00	0.00	0.00
2019-12-15 03:00:01	0	0.00	0.00	0.00
2019-12-15 04:00:01	0	0.00	0.00	0.00
2019-12-15 05:00:01	0	0.00	0.00	0.00
2019-12-15 06:00:01	0	0.00	0.00	0.00
2019-12-15 07:00:01	0	0.00	0.00	0.00
2019-12-15 08:00:01	0	0.00	0.00	0.00
2019-12-15 09:00:01	0	0.00	0.00	0.00
2019-12-15 10:00:01	0	0.00	0.00	0.00
2019-12-15 11:00:01	0	0.00	0.00	0.00
2019-12-15 12:00:01	0	0.00	0.00	0.00
2019-12-15 13:00:01	0	0.00	0.00	0.00
2019-12-15 14:00:01	0	0.00	0.00	0.00
2019-12-15 15:00:01	0	0.00	0.00	0.00
2019-12-15 16:00:01	0	0.00	0.00	0.00
2019-12-15 17:00:01	0	0.00	0.00	0.00
2019-12-15 18:00:01	0	0.00	0.00	0.00
2019-12-15 19:00:01	0	0.00	0.00	0.00
2019-12-15 20:00:01	0	0.00	0.00	0.00
2019-12-15 21:00:01	0	0.00	0.00	0.00
2019-12-15 22:00:01	0	0.00	0.00	0.00
2019-12-15 23:00:01	0	0.00	0.00	0.00
2019-12-16 00:00:01	0	0.00	0.00	0.00

Date/Time	Ammonia to burner (yes/no)	Corrected NOx (NO2)	Corrected NH3	Corrected N2O
		mg/m ³	mg/m ³	mg/m ³
2019-12-16 01:00:01	0	0.00	0.00	0.00
2019-12-16 02:00:01	0	0.00	0.00	0.00
2019-12-16 03:00:01	0	0.00	0.00	0.00
2019-12-16 04:00:01	0	0.00	0.00	0.00
2019-12-16 05:00:01	0	0.00	0.00	0.00
2019-12-16 06:00:01	0	0.00	0.00	0.00
2019-12-16 07:00:01	0	0.00	0.00	0.00
2019-12-16 08:00:01	0	0.00	0.00	0.00
2019-12-16 09:00:01	0	0.00	0.00	0.00
2019-12-16 10:00:01	0	0.00	0.00	0.00
2019-12-16 11:00:01	0	0.00	0.00	0.00
2019-12-16 12:00:01	0	0.00	0.00	0.00
2019-12-16 13:00:01	0	0.00	0.00	0.00
2019-12-16 14:00:01	0	0.00	0.00	0.00
2019-12-16 15:00:01	0	0.00	0.00	0.00
2019-12-16 16:00:01	0	0.00	0.00	0.00
2019-12-16 17:00:01	0	0.00	0.00	0.00
2019-12-16 18:00:01	0	0.00	0.00	0.00
2019-12-16 19:00:01	0	0.00	0.00	0.00
2019-12-16 20:00:01	0	0.00	0.00	0.00
2019-12-16 21:00:01	0	0.00	0.00	0.00
2019-12-16 22:00:01	0	0.00	0.00	0.00
2019-12-16 23:00:01	0	0.00	0.00	0.00
2019-12-17 00:00:01	0	0.00	0.00	0.00
2019-12-17 01:00:01	0	0.00	0.00	0.00
2019-12-17 02:00:01	0	0.00	0.00	0.00
2019-12-17 03:00:01	0	0.00	0.00	0.00
2019-12-17 04:00:01	0	0.00	0.00	0.00
2019-12-17 05:00:01	0	0.00	0.00	0.00
2019-12-17 06:00:01	0	0.00	0.00	0.00
2019-12-17 07:00:01	0	0.00	0.00	0.00
2019-12-17 08:00:01	0	0.00	0.00	0.00
2019-12-17 09:00:01	0	0.00	0.00	0.00
2019-12-17 10:00:01	0	0.00	0.00	0.00
2019-12-17 11:00:01	0	0.00	0.00	0.00
2019-12-17 12:00:01	0	0.00	0.00	0.00
2019-12-17 13:00:01	0	0.00	0.00	0.00
2019-12-17 14:00:01	0	0.00	0.00	0.00
2019-12-17 15:00:01	0	0.00	0.00	0.00
2019-12-17 16:00:01	0	0.00	0.00	0.00
2019-12-17 17:00:01	0	0.00	0.00	0.00
2019-12-17 18:00:01	0	0.00	0.00	0.00

Date/Time	Ammonia to burner (yes/no)	Corrected NOx (NO2)	Corrected NH3	Corrected N2O
		mg/m ³	mg/m ³	mg/m ³
2019-12-17 19:00:01	0	0.00	0.00	0.00
2019-12-17 20:00:01	0	0.00	0.00	0.00
2019-12-17 21:00:01	0	0.00	0.00	0.00
2019-12-17 22:00:01	0	0.00	0.00	0.00
2019-12-17 23:00:01	0	0.00	0.00	0.00
2019-12-18 00:00:01	0	0.00	0.00	0.00
2019-12-18 01:00:01	0	0.00	0.00	0.00
2019-12-18 02:00:01	0	0.00	0.00	0.00
2019-12-18 03:00:01	0	0.00	0.00	0.00
2019-12-18 04:00:01	0	0.00	0.00	0.00
2019-12-18 05:00:01	0	0.00	0.00	0.00
2019-12-18 06:00:01	0	0.00	0.00	0.00
2019-12-18 07:00:01	0	0.00	0.00	0.00
2019-12-18 08:00:01	0	0.00	0.00	0.00
2019-12-18 09:00:01	0	0.00	0.00	0.00
2019-12-18 10:00:01	0	0.00	0.00	0.00
2019-12-18 11:00:01	0	0.00	0.00	0.00
2019-12-18 12:00:01	0	0.00	0.00	0.00
2019-12-18 13:00:01	0	0.00	0.00	0.00
2019-12-18 14:00:01	0	0.00	0.00	0.00
2019-12-18 15:00:01	0	0.00	0.00	0.00
2019-12-18 16:00:01	0	0.00	0.00	0.00
2019-12-18 17:00:01	0	0.00	0.00	0.00
2019-12-18 18:00:01	0	0.00	0.00	0.00
2019-12-18 19:00:01	0	0.00	0.00	0.00
2019-12-18 20:00:01	0	0.00	0.00	0.00
2019-12-18 21:00:01	0	0.00	0.00	0.00
2019-12-18 22:00:01	0	0.00	0.00	0.00
2019-12-18 23:00:01	0	0.00	0.00	0.00
2019-12-19 00:00:01	0	0.00	0.00	0.00
2019-12-19 01:00:01	0	0.00	0.00	0.00
2019-12-19 02:00:01	0	0.00	0.00	0.00
2019-12-19 03:00:01	0	0.00	0.00	0.00
2019-12-19 04:00:01	0	0.00	0.00	0.00
2019-12-19 05:00:01	0	0.00	0.00	0.00
2019-12-19 06:00:01	0	0.00	0.00	0.00
2019-12-19 07:00:01	0	0.00	0.00	0.00
2019-12-19 08:00:01	0	0.00	0.00	0.00
2019-12-19 09:00:01	0	0.00	0.00	0.00
2019-12-19 10:00:01	0	0.00	0.00	0.00
2019-12-19 11:00:01	0	0.00	0.00	0.00
2019-12-19 12:00:01	0	0.00	0.00	0.00

Date/Time	Ammonia to burner (yes/no)	Corrected NOx (NO2)	Corrected NH3	Corrected N2O
		mg/m ³	mg/m ³	mg/m ³
2019-12-19 13:00:01	0	0.00	0.00	0.00
2019-12-19 14:00:01	0	0.00	0.00	0.00
2019-12-19 15:00:01	0	0.00	0.00	0.00
2019-12-19 16:00:01	0	0.00	0.00	0.00
2019-12-19 17:00:01	0	0.00	0.00	0.00
2019-12-19 18:00:01	0	0.00	0.00	0.00
2019-12-19 19:00:01	0	0.00	0.00	0.00
2019-12-19 20:00:01	0	0.00	0.00	0.00
2019-12-19 21:00:01	0	0.00	0.00	0.00
2019-12-19 22:00:01	0	0.00	0.00	0.00
2019-12-19 23:00:01	0	0.00	0.00	0.00
2019-12-20 00:00:01	0	0.00	0.00	0.00
2019-12-20 01:00:01	0	0.00	0.00	0.00
2019-12-20 02:00:01	0	0.00	0.00	0.00
2019-12-20 03:00:01	0	0.00	0.00	0.00
2019-12-20 04:00:01	0	0.00	0.00	0.00
2019-12-20 05:00:01	0	0.00	0.00	0.00
2019-12-20 06:00:01	0	0.00	0.00	0.00
2019-12-20 07:00:01	0	0.00	0.00	0.00
2019-12-20 08:00:01	0	0.00	0.00	0.00
2019-12-20 09:00:01	0	0.00	0.00	0.00
2019-12-20 10:00:01	0	0.00	0.00	0.00
2019-12-20 11:00:01	0	0.00	0.00	0.00
2019-12-20 12:00:01	0	0.00	0.00	0.00
2019-12-20 13:00:01	0	0.00	0.00	0.00
2019-12-20 14:00:01	0	0.00	0.00	0.00
2019-12-20 15:00:01	0	0.00	0.00	0.00
2019-12-20 16:00:01	0	0.00	0.00	0.00
2019-12-20 17:00:01	0	0.00	0.00	0.00
2019-12-20 18:00:01	0	0.00	0.00	0.00
2019-12-20 19:00:01	0	0.00	0.00	0.00
2019-12-20 20:00:01	0	0.00	0.00	0.00
2019-12-20 21:00:01	0	0.00	0.00	0.00
2019-12-20 22:00:01	0	0.00	0.00	0.00
2019-12-20 23:00:01	0	0.00	0.00	0.00
2019-12-21 00:00:01	0	0.00	0.00	0.00
2019-12-21 01:00:01	0	0.00	0.00	0.00
2019-12-21 02:00:01	0	0.00	0.00	0.00
2019-12-21 03:00:01	0	0.00	0.00	0.00
2019-12-21 04:00:01	0	0.00	0.00	0.00
2019-12-21 05:00:01	0	0.00	0.00	0.00
2019-12-21 06:00:01	0	0.00	0.00	0.00

Date/Time	Ammonia to burner (yes/no)	Corrected NOx (NO2)	Corrected NH3	Corrected N2O
		mg/m ³	mg/m ³	mg/m ³
2019-12-21 07:00:01	0	0.00	0.00	0.00
2019-12-21 08:00:01	0	0.00	0.00	0.00
2019-12-21 09:00:01	0	0.00	0.00	0.00
2019-12-21 10:00:01	0	0.00	0.00	0.00
2019-12-21 11:00:01	0	0.00	0.00	0.00
2019-12-21 12:00:01	0	0.00	0.00	0.00
2019-12-21 13:00:01	0	0.00	0.00	0.00
2019-12-21 14:00:01	0	0.00	0.00	0.00
2019-12-21 15:00:01	0	0.00	0.00	0.00
2019-12-21 16:00:01	0	0.00	0.00	0.00
2019-12-21 17:00:01	0	0.00	0.00	0.00
2019-12-21 18:00:01	0	0.00	0.00	0.00
2019-12-21 19:00:01	0	0.00	0.00	0.00
2019-12-21 20:00:01	0	0.00	0.00	0.00
2019-12-21 21:00:01	0	0.00	0.00	0.00
2019-12-21 22:00:01	0	0.00	0.00	0.00
2019-12-21 23:00:01	0	0.00	0.00	0.00
2019-12-22 00:00:01	0	0.00	0.00	0.00
2019-12-22 01:00:01	0	0.00	0.00	0.00
2019-12-22 02:00:01	0	0.00	0.00	0.00
2019-12-22 03:00:01	0	0.00	0.00	0.00
2019-12-22 04:00:01	0	0.00	0.00	0.00
2019-12-22 05:00:01	0	0.00	0.00	0.00
2019-12-22 06:00:01	0	0.00	0.00	0.00
2019-12-22 07:00:01	0	0.00	0.00	0.00
2019-12-22 08:00:01	0	0.00	0.00	0.00
2019-12-22 09:00:01	0	0.00	0.00	0.00
2019-12-22 10:00:01	0	0.00	0.00	0.00
2019-12-22 11:00:01	0	0.00	0.00	0.00
2019-12-22 12:00:01	0	0.00	0.00	0.00
2019-12-22 13:00:01	0	0.00	0.00	0.00
2019-12-22 14:00:01	0	0.00	0.00	0.00
2019-12-22 15:00:01	0	0.00	0.00	0.00
2019-12-22 16:00:01	0	0.00	0.00	0.00
2019-12-22 17:00:01	0	0.00	0.00	0.00
2019-12-22 18:00:01	0	0.00	0.00	0.00
2019-12-22 19:00:01	0	0.00	0.00	0.00
2019-12-22 20:00:01	0	0.00	0.00	0.00
2019-12-22 21:00:01	0	0.00	0.00	0.00
2019-12-22 22:00:01	0	0.00	0.00	0.00
2019-12-22 23:00:01	0	0.00	0.00	0.00
2019-12-23 00:00:01	0	0.00	0.00	0.00

Date/Time	Ammonia to burner (yes/no)	Corrected NOx (NO2)	Corrected NH3	Corrected N2O
		mg/m ³	mg/m ³	mg/m ³
2019-12-23 01:00:01	0	0.00	0.00	0.00
2019-12-23 02:00:01	0	0.00	0.00	0.00
2019-12-23 03:00:01	0	0.00	0.00	0.00
2019-12-23 04:00:01	0	0.00	0.00	0.00
2019-12-23 05:00:01	0	0.00	0.00	0.00
2019-12-23 06:00:01	0	0.00	0.00	0.00
2019-12-23 07:00:01	0	0.00	0.00	0.00
2019-12-23 08:00:01	0	0.00	0.00	0.00
2019-12-23 09:00:01	0	0.00	0.00	0.00
2019-12-23 10:00:01	0	0.00	0.00	0.00
2019-12-23 11:00:01	0	0.00	0.00	0.00
2019-12-23 12:00:01	0	0.00	0.00	0.00
2019-12-23 13:00:01	0	0.00	0.00	0.00
2019-12-23 14:00:01	0	0.00	0.00	0.00
2019-12-23 15:00:01	0	0.00	0.00	0.00
2019-12-23 16:00:01	0	0.00	0.00	0.00
2019-12-23 17:00:01	0	0.00	0.00	0.00
2019-12-23 18:00:01	0	0.00	0.00	0.00
2019-12-23 19:00:01	0	0.00	0.00	0.00
2019-12-23 20:00:01	0	0.00	0.00	0.00
2019-12-23 21:00:01	0	0.00	0.00	0.00
2019-12-23 22:00:01	0	0.00	0.00	0.00
2019-12-23 23:00:01	0	0.00	0.00	0.00
2019-12-24 00:00:01	0	0.00	0.00	0.00
2019-12-24 01:00:01	0	0.00	0.00	0.00
2019-12-24 02:00:01	0	0.00	0.00	0.00
2019-12-24 03:00:01	0	0.00	0.00	0.00
2019-12-24 04:00:01	0	0.00	0.00	0.00
2019-12-24 05:00:01	0	0.00	0.00	0.00
2019-12-24 06:00:01	0	0.00	0.00	0.00
2019-12-24 07:00:01	0	0.00	0.00	0.00
2019-12-24 08:00:01	0	0.00	0.00	0.00
2019-12-24 09:00:01	0	0.00	0.00	0.00
2019-12-24 10:00:01	0	0.00	0.00	0.00
2019-12-24 11:00:01	0	0.00	0.00	0.00
2019-12-24 12:00:01	0	0.00	0.00	0.00
2019-12-24 13:00:01	0	0.00	0.00	0.00
2019-12-24 14:00:01	0	0.00	0.00	0.00
2019-12-24 15:00:01	0	0.00	0.00	0.00
2019-12-24 16:00:01	0	0.00	0.00	0.00
2019-12-24 17:00:01	0	0.00	0.00	0.00
2019-12-24 18:00:01	0	0.00	0.00	0.00

Date/Time	Ammonia to burner (yes/no)	Corrected NOx (NO2)	Corrected NH3	Corrected N2O
		mg/m ³	mg/m ³	mg/m ³
2019-12-24 19:00:01	0	0.00	0.00	0.00
2019-12-24 20:00:01	0	0.00	0.00	0.00
2019-12-24 21:00:01	0	0.00	0.00	0.00
2019-12-24 22:00:01	0	0.00	0.00	0.00
2019-12-24 23:00:01	0	0.00	0.00	0.00
2019-12-25 00:00:01	0	0.00	0.00	0.00
2019-12-25 01:00:01	0	0.00	0.00	0.00
2019-12-25 02:00:01	0	0.00	0.00	0.00
2019-12-25 03:00:01	0	0.00	0.00	0.00
2019-12-25 04:00:01	0	0.00	0.00	0.00
2019-12-25 05:00:01	0	0.00	0.00	0.00
2019-12-25 06:00:01	0	0.00	0.00	0.00
2019-12-25 07:00:01	0	0.00	0.00	0.00
2019-12-25 08:00:01	0	0.00	0.00	0.00
2019-12-25 09:00:01	0	0.00	0.00	0.00
2019-12-25 10:00:01	0	0.00	0.00	0.00
2019-12-25 11:00:01	0	0.00	0.00	0.00
2019-12-25 12:00:01	0	0.00	0.00	0.00
2019-12-25 13:00:01	0	0.00	0.00	0.00
2019-12-25 14:00:01	0	0.00	0.00	0.00
2019-12-25 15:00:01	0	0.00	0.00	0.00
2019-12-25 16:00:01	0	0.00	0.00	0.00
2019-12-25 17:00:01	0	0.00	0.00	0.00
2019-12-25 18:00:01	0	0.00	0.00	0.00
2019-12-25 19:00:01	0	0.00	0.00	0.00
2019-12-25 20:00:01	0	0.00	0.00	0.00
2019-12-25 21:00:01	0	0.00	0.00	0.00
2019-12-25 22:00:01	0	0.00	0.00	0.00
2019-12-25 23:00:01	0	0.00	0.00	0.00
2019-12-26 00:00:01	0	0.00	0.00	0.00
2019-12-26 01:00:01	0	0.00	0.00	0.00
2019-12-26 02:00:01	0	0.00	0.00	0.00
2019-12-26 03:00:01	0	0.00	0.00	0.00
2019-12-26 04:00:01	0	0.00	0.00	0.00
2019-12-26 05:00:01	0	0.00	0.00	0.00
2019-12-26 06:00:01	0	0.00	0.00	0.00
2019-12-26 07:00:01	0	0.00	0.00	0.00
2019-12-26 08:00:01	0	0.00	0.00	0.00
2019-12-26 09:00:01	0	0.00	0.00	0.00
2019-12-26 10:00:01	0	0.00	0.00	0.00
2019-12-26 11:00:01	0	0.00	0.00	0.00
2019-12-26 12:00:01	0	0.00	0.00	0.00

Date/Time	Ammonia to burner (yes/no)	Corrected NOx (NO2)	Corrected NH3	Corrected N2O
		mg/m ³	mg/m ³	mg/m ³
2019-12-26 13:00:01	0	0.00	0.00	0.00
2019-12-26 14:00:01	0	0.00	0.00	0.00
2019-12-26 15:00:01	0	0.00	0.00	0.00
2019-12-26 16:00:01	0	0.00	0.00	0.00
2019-12-26 17:00:01	0	0.00	0.00	0.00
2019-12-26 18:00:01	0	0.00	0.00	0.00
2019-12-26 19:00:01	0	0.00	0.00	0.00
2019-12-26 20:00:01	0	0.00	0.00	0.00
2019-12-26 21:00:01	0	0.00	0.00	0.00
2019-12-26 22:00:01	0	0.00	0.00	0.00
2019-12-26 23:00:01	0	0.00	0.00	0.00
2019-12-27 00:00:01	0	0.00	0.00	0.00
2019-12-27 01:00:01	0	0.00	0.00	0.00
2019-12-27 02:00:01	0	0.00	0.00	0.00
2019-12-27 03:00:01	0	0.00	0.00	0.00
2019-12-27 04:00:01	0	0.00	0.00	0.00
2019-12-27 05:00:01	0	0.00	0.00	0.00
2019-12-27 06:00:01	0	0.00	0.00	0.00
2019-12-27 07:00:01	0	0.00	0.00	0.00
2019-12-27 08:00:01	0	0.00	0.00	0.00
2019-12-27 09:00:01	0	0.00	0.00	0.00
2019-12-27 10:00:01	0	0.00	0.00	0.00
2019-12-27 11:00:01	0	0.00	0.00	0.00
2019-12-27 12:00:01	0	0.00	0.00	0.00
2019-12-27 13:00:01	0	0.00	0.00	0.00
2019-12-27 14:00:01	0	0.00	0.00	0.00
2019-12-27 15:00:01	0	0.00	0.00	0.00
2019-12-27 16:00:01	0	0.00	0.00	0.00
2019-12-27 17:00:01	0	0.00	0.00	0.00
2019-12-27 18:00:01	0	0.00	0.00	0.00
2019-12-27 19:00:01	0	0.00	0.00	0.00
2019-12-27 20:00:01	0	0.00	0.00	0.00
2019-12-27 21:00:01	0	0.00	0.00	0.00
2019-12-27 22:00:01	0	0.00	0.00	0.00
2019-12-27 23:00:01	0	0.00	0.00	0.00
2019-12-28 00:00:01	0	0.00	0.00	0.00
2019-12-28 01:00:01	0	0.00	0.00	0.00
2019-12-28 02:00:01	0	0.00	0.00	0.00
2019-12-28 03:00:01	0	0.00	0.00	0.00
2019-12-28 04:00:01	0	0.00	0.00	0.00
2019-12-28 05:00:01	0	0.00	0.00	0.00
2019-12-28 06:00:01	0	0.00	0.00	0.00

Date/Time	Ammonia to burner (yes/no)	Corrected NOx (NO2)	Corrected NH3	Corrected N2O
		mg/m ³	mg/m ³	mg/m ³
2019-12-28 07:00:01	0	0.00	0.00	0.00
2019-12-28 08:00:01	0	0.00	0.00	0.00
2019-12-28 09:00:01	0	0.00	0.00	0.00
2019-12-28 10:00:01	0	0.00	0.00	0.00
2019-12-28 11:00:01	0	0.00	0.00	0.00
2019-12-28 12:00:01	0	0.00	0.00	0.00
2019-12-28 13:00:01	0	0.00	0.00	0.00
2019-12-28 14:00:01	0	0.00	0.00	0.00
2019-12-28 15:00:01	0	0.00	0.00	0.00
2019-12-28 16:00:01	0	0.00	0.00	0.00
2019-12-28 17:00:01	0	0.00	0.00	0.00
2019-12-28 18:00:01	0	0.00	0.00	0.00
2019-12-28 19:00:01	0	0.00	0.00	0.00
2019-12-28 20:00:01	0	0.00	0.00	0.00
2019-12-28 21:00:01	0	0.00	0.00	0.00
2019-12-28 22:00:01	0	0.00	0.00	0.00
2019-12-28 23:00:01	0	0.00	0.00	0.00
2019-12-29 00:00:01	0	0.00	0.00	0.00
2019-12-29 01:00:01	0	0.00	0.00	0.00
2019-12-29 02:00:01	0	0.00	0.00	0.00
2019-12-29 03:00:01	0	0.00	0.00	0.00
2019-12-29 04:00:01	0	0.00	0.00	0.00
2019-12-29 05:00:01	0	0.00	0.00	0.00
2019-12-29 06:00:01	0	0.00	0.00	0.00
2019-12-29 07:00:01	0	0.00	0.00	0.00
2019-12-29 08:00:01	0	0.00	0.00	0.00
2019-12-29 09:00:01	0	0.00	0.00	0.00
2019-12-29 10:00:01	0	0.00	0.00	0.00
2019-12-29 11:00:01	0	0.00	0.00	0.00
2019-12-29 12:00:01	0	0.00	0.00	0.00
2019-12-29 13:00:01	0	0.00	0.00	0.00
2019-12-29 14:00:01	0	0.00	0.00	0.00
2019-12-29 15:00:01	0	0.00	0.00	0.00
2019-12-29 16:00:01	0	0.00	0.00	0.00
2019-12-29 17:00:01	0	0.00	0.00	0.00
2019-12-29 18:00:01	0	0.00	0.00	0.00
2019-12-29 19:00:01	0	0.00	0.00	0.00
2019-12-29 20:00:01	0	0.00	0.00	0.00
2019-12-29 21:00:01	0	0.00	0.00	0.00
2019-12-29 22:00:01	0	0.00	0.00	0.00
2019-12-29 23:00:01	0	0.00	0.00	0.00
2019-12-30 00:00:01	0	0.00	0.00	0.00

Date/Time	Ammonia to burner (yes/no)	Corrected NOx (NO2)	Corrected NH3	Corrected N2O
		mg/m ³	mg/m ³	mg/m ³
2019-12-30 01:00:01	0	0.00	0.00	0.00
2019-12-30 02:00:01	0	0.00	0.00	0.00
2019-12-30 03:00:01	0	0.00	0.00	0.00
2019-12-30 04:00:01	0	0.00	0.00	0.00
2019-12-30 05:00:01	0	0.00	0.00	0.00
2019-12-30 06:00:01	0	0.00	0.00	0.00
2019-12-30 07:00:01	0	0.00	0.00	0.00
2019-12-30 08:00:01	0	0.00	0.00	0.00
2019-12-30 09:00:01	0	0.00	0.00	0.00
2019-12-30 10:00:01	0	0.00	0.00	0.00
2019-12-30 11:00:01	0	0.00	0.00	0.00
2019-12-30 12:00:01	0	0.00	0.00	0.00
2019-12-30 13:00:01	0	0.00	0.00	0.00
2019-12-30 14:00:01	0	0.00	0.00	0.00
2019-12-30 15:00:01	0	0.00	0.00	0.00
2019-12-30 16:00:01	0	0.00	0.00	0.00
2019-12-30 17:00:01	0	0.00	0.00	0.00
2019-12-30 18:00:01	0	0.00	0.00	0.00
2019-12-30 19:00:01	0	0.00	0.00	0.00
2019-12-30 20:00:01	0	0.00	0.00	0.00
2019-12-30 21:00:01	0	0.00	0.00	0.00
2019-12-30 22:00:01	0	0.00	0.00	0.00
2019-12-30 23:00:01	0	0.00	0.00	0.00
2019-12-31 00:00:01	0	0.00	0.00	0.00
2019-12-31 01:00:01	0	0.00	0.00	0.00
2019-12-31 02:00:01	0	0.00	0.00	0.00
2019-12-31 03:00:01	0	0.00	0.00	0.00
2019-12-31 04:00:01	0	0.00	0.00	0.00
2019-12-31 05:00:01	0	0.00	0.00	0.00
2019-12-31 06:00:01	0	0.00	0.00	0.00
2019-12-31 07:00:01	0	0.00	0.00	0.00
2019-12-31 08:00:01	0	0.00	0.00	0.00
2019-12-31 09:00:01	0	0.00	0.00	0.00
2019-12-31 10:00:01	0	0.00	0.00	0.00
2019-12-31 11:00:01	0	0.00	0.00	0.00
2019-12-31 12:00:01	0	0.00	0.00	0.00
2019-12-31 13:00:01	0	0.00	0.00	0.00
2019-12-31 14:00:01	0	0.00	0.00	0.00
2019-12-31 15:00:01	0	0.00	0.00	0.00
2019-12-31 16:00:01	0	0.00	0.00	0.00
2019-12-31 17:00:01	0	0.00	0.00	0.00
2019-12-31 18:00:01	0	0.00	0.00	0.00

Date/Time	Ammonia to burner (yes/no)	Corrected NOx (NO2)	Corrected NH3	Corrected N2O
		mg/m ³	mg/m ³	mg/m ³
2019-12-31 19:00:01	0	0.00	0.00	0.00
2019-12-31 20:00:01	0	0.00	0.00	0.00
2019-12-31 21:00:01	0	0.00	0.00	0.00
2019-12-31 22:00:01	0	0.00	0.00	0.00
2019-12-31 23:00:01	0	0.00	0.00	0.00
2020-01-01 00:00:01	0	0.00	0.00	0.00
2020-01-01 01:00:01	0	0.00	0.00	0.00
2020-01-01 02:00:01	0	0.00	0.00	0.00
2020-01-01 03:00:01	0	0.00	0.00	0.00
2020-01-01 04:00:01	0	0.00	0.00	0.00
2020-01-01 05:00:01	0	0.00	0.00	0.00
2020-01-01 06:00:01	0	0.00	0.00	0.00
2020-01-01 07:00:01	0	0.00	0.00	0.00
2020-01-01 08:00:01	0	0.00	0.00	0.00
2020-01-01 09:00:01	0	0.00	0.00	0.00
2020-01-01 10:00:01	0	0.00	0.00	0.00
2020-01-01 11:00:01	0	0.00	0.00	0.00
2020-01-01 12:00:01	0	0.00	0.00	0.00
2020-01-01 13:00:01	0	0.00	0.00	0.00
2020-01-01 14:00:01	0	0.00	0.00	0.00
2020-01-01 15:00:01	0	0.00	0.00	0.00
2020-01-01 16:00:01	0	0.00	0.00	0.00
2020-01-01 17:00:01	0	0.00	0.00	0.00
2020-01-01 18:00:01	0	0.00	0.00	0.00
2020-01-01 19:00:01	0	0.00	0.00	0.00
2020-01-01 20:00:01	0	0.00	0.00	0.00
2020-01-01 21:00:01	0	0.00	0.00	0.00
2020-01-01 22:00:01	0	0.00	0.00	0.00
2020-01-01 23:00:01	0	0.00	0.00	0.00
2020-01-02 00:00:01	0	0.00	0.00	0.00
2020-01-02 01:00:01	0	0.00	0.00	0.00
2020-01-02 02:00:01	0	0.00	0.00	0.00
2020-01-02 03:00:01	0	0.00	0.00	0.00
2020-01-02 04:00:01	0	0.00	0.00	0.00
2020-01-02 05:00:01	0	0.00	0.00	0.00
2020-01-02 06:00:01	0	0.00	0.00	0.00
2020-01-02 07:00:01	0	0.00	0.00	0.00
2020-01-02 08:00:01	0	0.00	0.00	0.00
2020-01-02 09:00:01	0	0.00	0.00	0.00
2020-01-02 10:00:01	0	0.00	0.00	0.00
2020-01-02 11:00:01	0	0.00	0.00	0.00
2020-01-02 12:00:01	0	0.00	0.00	0.00

Date/Time	Ammonia to burner (yes/no)	Corrected NOx (NO2)	Corrected NH3	Corrected N2O
		mg/m ³	mg/m ³	mg/m ³
2020-01-02 13:00:01	0	0.00	0.00	0.00
2020-01-02 14:00:01	0	0.00	0.00	0.00
2020-01-02 15:00:01	0	0.00	0.00	0.00
2020-01-02 16:00:01	0	0.00	0.00	0.00
2020-01-02 17:00:01	0	0.00	0.00	0.00
2020-01-02 18:00:01	0	0.00	0.00	0.00
2020-01-02 19:00:01	0	0.00	0.00	0.00
2020-01-02 20:00:01	0	0.00	0.00	0.00
2020-01-02 21:00:01	0	0.00	0.00	0.00
2020-01-02 22:00:01	0	0.00	0.00	0.00
2020-01-02 23:00:01	0	0.00	0.00	0.00
2020-01-03 00:00:01	0	0.00	0.00	0.00
2020-01-03 01:00:01	0	0.00	0.00	0.00
2020-01-03 02:00:01	0	0.00	0.00	0.00
2020-01-03 03:00:01	0	0.00	0.00	0.00
2020-01-03 04:00:01	0	0.00	0.00	0.00
2020-01-03 05:00:01	0	0.00	0.00	0.00
2020-01-03 06:00:01	0	0.00	0.00	0.00
2020-01-03 07:00:01	0	0.00	0.00	0.00
2020-01-03 08:00:01	0	0.00	0.00	0.00
2020-01-03 09:00:01	0	0.00	0.00	0.00
2020-01-03 10:00:01	0	0.00	0.00	0.00
2020-01-03 11:00:01	0	0.00	0.00	0.00
2020-01-03 12:00:01	0	0.00	0.00	0.00
2020-01-03 13:00:01	0	0.00	0.00	0.00
2020-01-03 14:00:01	0	0.00	0.00	0.00
2020-01-03 15:00:01	0	0.00	0.00	0.00
2020-01-03 16:00:01	0	0.00	0.00	0.00
2020-01-03 17:00:01	0	0.00	0.00	0.00
2020-01-03 18:00:01	0	0.00	0.00	0.00
2020-01-03 19:00:01	0	0.00	0.00	0.00
2020-01-03 20:00:01	0	0.00	0.00	0.00
2020-01-03 21:00:01	0	0.00	0.00	0.00
2020-01-03 22:00:01	0	0.00	0.00	0.00
2020-01-03 23:00:01	0	0.00	0.00	0.00
2020-01-04 00:00:01	0	0.00	0.00	0.00
2020-01-04 01:00:01	0	0.00	0.00	0.00
2020-01-04 02:00:01	0	0.00	0.00	0.00
2020-01-04 03:00:01	0	0.00	0.00	0.00
2020-01-04 04:00:01	0	0.00	0.00	0.00
2020-01-04 05:00:01	0	0.00	0.00	0.00
2020-01-04 06:00:01	0	0.00	0.00	0.00

Date/Time	Ammonia to burner (yes/no)	Corrected NOx (NO2)	Corrected NH3	Corrected N2O
		mg/m ³	mg/m ³	mg/m ³
2020-01-04 07:00:01	0	0.00	0.00	0.00
2020-01-04 08:00:01	0	0.00	0.00	0.00
2020-01-04 09:00:01	0	0.00	0.00	0.00
2020-01-04 10:00:01	0	0.00	0.00	0.00
2020-01-04 11:00:01	0	0.00	0.00	0.00
2020-01-04 12:00:01	0	0.00	0.00	0.00
2020-01-04 13:00:01	0	0.00	0.00	0.00
2020-01-04 14:00:01	0	0.00	0.00	0.00
2020-01-04 15:00:01	0	0.00	0.00	0.00
2020-01-04 16:00:01	0	0.00	0.00	0.00
2020-01-04 17:00:01	0	0.00	0.00	0.00
2020-01-04 18:00:01	0	0.00	0.00	0.00
2020-01-04 19:00:01	0	0.00	0.00	0.00
2020-01-04 20:00:01	0	0.00	0.00	0.00
2020-01-04 21:00:01	0	0.00	0.00	0.00
2020-01-04 22:00:01	0	0.00	0.00	0.00
2020-01-04 23:00:01	0	0.00	0.00	0.00
2020-01-05 00:00:01	0	0.00	0.00	0.00
2020-01-05 01:00:01	0	0.00	0.00	0.00
2020-01-05 02:00:01	0	0.00	0.00	0.00
2020-01-05 03:00:01	0	0.00	0.00	0.00
2020-01-05 04:00:01	0	0.00	0.00	0.00
2020-01-05 05:00:01	0	0.00	0.00	0.00
2020-01-05 06:00:01	0	0.00	0.00	0.00
2020-01-05 07:00:01	0	0.00	0.00	0.00
2020-01-05 08:00:01	0	0.00	0.00	0.00
2020-01-05 09:00:01	0	0.00	0.00	0.00
2020-01-05 10:00:01	0	0.00	0.00	0.00
2020-01-05 11:00:01	0	0.00	0.00	0.00
2020-01-05 12:00:01	0	0.00	0.00	0.00
2020-01-05 13:00:01	0	0.00	0.00	0.00
2020-01-05 14:00:01	0	0.00	0.00	0.00
2020-01-05 15:00:01	0	0.00	0.00	0.00
2020-01-05 16:00:01	0	0.00	0.00	0.00
2020-01-05 17:00:01	0	0.00	0.00	0.00
2020-01-05 18:00:01	0	0.00	0.00	0.00
2020-01-05 19:00:01	0	0.00	0.00	0.00
2020-01-05 20:00:01	0	0.00	0.00	0.00
2020-01-05 21:00:01	0	0.00	0.00	0.00
2020-01-05 22:00:01	0	0.00	0.00	0.00
2020-01-05 23:00:01	0	0.00	0.00	0.00
2020-01-06 00:00:01	0	0.00	0.00	0.00

Date/Time	Ammonia to burner (yes/no)	Corrected NOx (NO2)	Corrected NH3	Corrected N2O
		mg/m ³	mg/m ³	mg/m ³
2020-01-06 01:00:01	0	0.00	0.00	0.00
2020-01-06 02:00:01	0	0.00	0.00	0.00
2020-01-06 03:00:01	0	0.00	0.00	0.00
2020-01-06 04:00:01	0	0.00	0.00	0.00
2020-01-06 05:00:01	0	0.00	0.00	0.00
2020-01-06 06:00:01	0	0.00	0.00	0.00
2020-01-06 07:00:01	0	0.00	0.00	0.00
2020-01-06 08:00:01	0	0.00	0.00	0.00
2020-01-06 09:00:01	0	0.00	0.00	0.00
2020-01-06 10:00:01	0	0.00	0.00	0.00
2020-01-06 11:00:01	0	0.00	0.00	0.00
2020-01-06 12:00:01	0	0.00	0.00	0.00
2020-01-06 13:00:01	0	0.00	0.00	0.00
2020-01-06 14:00:01	0	0.00	0.00	0.00
2020-01-06 15:00:01	0	0.00	0.00	0.00
2020-01-06 16:00:01	0	0.00	0.00	0.00
2020-01-06 17:00:01	0	0.00	0.00	0.00
2020-01-06 18:00:01	0	0.00	0.00	0.00
2020-01-06 19:00:01	0	0.00	0.00	0.00
2020-01-06 20:00:01	0	0.00	0.00	0.00
2020-01-06 21:00:01	0	0.00	0.00	0.00
2020-01-06 22:00:01	0	0.00	0.00	0.00
2020-01-06 23:00:01	0	0.00	0.00	0.00
2020-01-07 00:00:01	0	0.00	0.00	0.00
2020-01-07 01:00:01	0	0.00	0.00	0.00
2020-01-07 02:00:01	0	0.00	0.00	0.00
2020-01-07 03:00:01	0	0.00	0.00	0.00
2020-01-07 04:00:01	0	0.00	0.00	0.00
2020-01-07 05:00:01	0	0.00	0.00	0.00
2020-01-07 06:00:01	0	0.00	0.00	0.00
2020-01-07 07:00:01	0	0.00	0.00	0.00
2020-01-07 08:00:01	0	0.00	0.00	0.00
2020-01-07 09:00:01	0	0.00	0.00	0.00
2020-01-07 10:00:01	0	0.00	0.00	0.00
2020-01-07 11:00:01	0	0.00	0.00	0.00
2020-01-07 12:00:01	0	0.00	0.00	0.00
2020-01-07 13:00:01	0	0.00	0.00	0.00
2020-01-07 14:00:01	0	0.00	0.00	0.00
2020-01-07 15:00:01	0	0.00	0.00	0.00
2020-01-07 16:00:01	0	0.00	0.00	0.00
2020-01-07 17:00:01	0	0.00	0.00	0.00
2020-01-07 18:00:01	0	0.00	0.00	0.00

Date/Time	Ammonia to burner (yes/no)	Corrected NOx (NO2)	Corrected NH3	Corrected N2O
		mg/m ³	mg/m ³	mg/m ³
2020-01-07 19:00:01	0	0.00	0.00	0.00
2020-01-07 20:00:01	0	0.00	0.00	0.00
2020-01-07 21:00:01	0	0.00	0.00	0.00
2020-01-07 22:00:01	0	0.00	0.00	0.00
2020-01-07 23:00:01	0	0.00	0.00	0.00
2020-01-08 00:00:01	0	0.00	0.00	0.00
2020-01-08 01:00:01	0	0.00	0.00	0.00
2020-01-08 02:00:01	0	0.00	0.00	0.00
2020-01-08 03:00:01	0	0.00	0.00	0.00
2020-01-08 04:00:01	0	0.00	0.00	0.00
2020-01-08 05:00:01	0	0.00	0.00	0.00
2020-01-08 06:00:01	0	0.00	0.00	0.00
2020-01-08 07:00:01	0	0.00	0.00	0.00
2020-01-08 08:00:01	0	0.00	0.00	0.00
2020-01-08 09:00:01	0	0.00	0.00	0.00
2020-01-08 10:00:01	0	0.00	0.00	0.00
2020-01-08 11:00:01	0	0.00	0.00	0.00
2020-01-08 12:00:01	0	0.00	0.00	0.00
2020-01-08 13:00:01	0	0.00	0.00	0.00
2020-01-08 14:00:01	0	0.00	0.00	0.00
2020-01-08 15:00:01	0	0.00	0.00	0.00
2020-01-08 16:00:01	0	0.00	0.00	0.00
2020-01-08 17:00:01	0	0.00	0.00	0.00
2020-01-08 18:00:01	0	0.00	0.00	0.00
2020-01-08 19:00:01	0	0.00	0.00	0.00
2020-01-08 20:00:01	0	0.00	0.00	0.00
2020-01-08 21:00:01	0	0.00	0.00	0.00
2020-01-08 22:00:01	0	0.00	0.00	0.00
2020-01-08 23:00:01	0	0.00	0.00	0.00
2020-01-09 00:00:01	0	0.00	0.00	0.00
2020-01-09 01:00:01	0	0.00	0.00	0.00
2020-01-09 02:00:01	0	0.00	0.00	0.00
2020-01-09 03:00:01	0	0.00	0.00	0.00
2020-01-09 04:00:01	0	0.00	0.00	0.00
2020-01-09 05:00:01	0	0.00	0.00	0.00
2020-01-09 06:00:01	0	0.00	0.00	0.00
2020-01-09 07:00:01	0	0.00	0.00	0.00
2020-01-09 08:00:01	0	0.00	0.00	0.00
2020-01-09 09:00:01	0	0.00	0.00	0.00
2020-01-09 10:00:01	0	0.00	0.00	0.00
2020-01-09 11:00:01	0	0.00	0.00	0.00
2020-01-09 12:00:01	0	0.00	0.00	0.00

Date/Time	Ammonia to burner (yes/no)	Corrected NOx (NO2)	Corrected NH3	Corrected N2O
		mg/m ³	mg/m ³	mg/m ³
2020-01-09 13:00:01	0	0.00	0.00	0.00
2020-01-09 14:00:01	0	0.00	0.00	0.00
2020-01-09 15:00:01	0	0.00	0.00	0.00
2020-01-09 16:00:01	0	0.00	0.00	0.00
2020-01-09 17:00:01	0	0.00	0.00	0.00
2020-01-09 18:00:01	0	0.00	0.00	0.00
2020-01-09 19:00:01	0	0.00	0.00	0.00
2020-01-09 20:00:01	0	0.00	0.00	0.00
2020-01-09 21:00:01	0	0.00	0.00	0.00
2020-01-09 22:00:01	0	0.00	0.00	0.00
2020-01-09 23:00:01	0	0.00	0.00	0.00
2020-01-10 00:00:01	0	0.00	0.00	0.00
2020-01-10 01:00:01	0	0.00	0.00	0.00
2020-01-10 02:00:01	0	0.00	0.00	0.00
2020-01-10 03:00:01	0	0.00	0.00	0.00
2020-01-10 04:00:01	0	0.00	0.00	0.00
2020-01-10 05:00:01	0	0.00	0.00	0.00
2020-01-10 06:00:01	0	0.00	0.00	0.00
2020-01-10 07:00:01	0	0.00	0.00	0.00
2020-01-10 08:00:01	0	0.00	0.00	0.00
2020-01-10 09:00:01	0	0.00	0.00	0.00
2020-01-10 10:00:01	0	0.00	0.00	0.00
2020-01-10 11:00:01	0	0.00	0.00	0.00
2020-01-10 12:00:01	0	0.00	0.00	0.00
2020-01-10 13:00:01	0	0.00	0.00	0.00
2020-01-10 14:00:01	0	0.00	0.00	0.00
2020-01-10 15:00:01	0	0.00	0.00	0.00
2020-01-10 16:00:01	0	0.00	0.00	0.00
2020-01-10 17:00:01	0	0.00	0.00	0.00
2020-01-10 18:00:01	0	0.00	0.00	0.00
2020-01-10 19:00:01	0	0.00	0.00	0.00
2020-01-10 20:00:01	0	0.00	0.00	0.00
2020-01-10 21:00:01	0	0.00	0.00	0.00
2020-01-10 22:00:01	0	0.00	0.00	0.00
2020-01-10 23:00:01	0	0.00	0.00	0.00
2020-01-11 00:00:01	0	0.00	0.00	0.00
2020-01-11 01:00:01	0	0.00	0.00	0.00
2020-01-11 02:00:01	0	0.00	0.00	0.00
2020-01-11 03:00:01	0	0.00	0.00	0.00
2020-01-11 04:00:01	0	0.00	0.00	0.00
2020-01-11 05:00:01	0	0.00	0.00	0.00
2020-01-11 06:00:01	0	0.00	0.00	0.00

Date/Time	Ammonia to burner (yes/no)	Corrected NOx (NO2)	Corrected NH3	Corrected N2O
		mg/m ³	mg/m ³	mg/m ³
2020-01-11 07:00:01	0	0.00	0.00	0.00
2020-01-11 08:00:01	0	0.00	0.00	0.00
2020-01-11 09:00:01	0	0.00	0.00	0.00
2020-01-11 10:00:01	0	0.00	0.00	0.00
2020-01-11 11:00:01	0	0.00	0.00	0.00
2020-01-11 12:00:01	0	0.00	0.00	0.00
2020-01-11 13:00:01	0	0.00	0.00	0.00
2020-01-11 14:00:01	0	0.00	0.00	0.00
2020-01-11 15:00:01	0	0.00	0.00	0.00
2020-01-11 16:00:01	0	0.00	0.00	0.00
2020-01-11 17:00:01	0	0.00	0.00	0.00
2020-01-11 18:00:01	0	0.00	0.00	0.00
2020-01-11 19:00:01	0	0.00	0.00	0.00
2020-01-11 20:00:01	0	0.00	0.00	0.00
2020-01-11 21:00:01	0	0.00	0.00	0.00
2020-01-11 22:00:01	0	0.00	0.00	0.00
2020-01-11 23:00:01	0	0.00	0.00	0.00
2020-01-12 00:00:01	0	0.00	0.00	0.00
2020-01-12 01:00:01	0	0.00	0.00	0.00
2020-01-12 02:00:01	0	0.00	0.00	0.00
2020-01-12 03:00:01	0	0.00	0.00	0.00
2020-01-12 04:00:01	0	0.00	0.00	0.00
2020-01-12 05:00:01	0	0.00	0.00	0.00
2020-01-12 06:00:01	0	0.00	0.00	0.00
2020-01-12 07:00:01	0	0.00	0.00	0.00
2020-01-12 08:00:01	0	0.00	0.00	0.00
2020-01-12 09:00:01	0	0.00	0.00	0.00
2020-01-12 10:00:01	0	0.00	0.00	0.00
2020-01-12 11:00:01	0	0.00	0.00	0.00
2020-01-12 12:00:01	0	0.00	0.00	0.00
2020-01-12 13:00:01	0	0.00	0.00	0.00
2020-01-12 14:00:01	0	0.00	0.00	0.00
2020-01-12 15:00:01	0	0.00	0.00	0.00
2020-01-12 16:00:01	0	0.00	0.00	0.00
2020-01-12 17:00:01	0	0.00	0.00	0.00
2020-01-12 18:00:01	0	0.00	0.00	0.00
2020-01-12 19:00:01	0	0.00	0.00	0.00
2020-01-12 20:00:01	0	0.00	0.00	0.00
2020-01-12 21:00:01	0	0.00	0.00	0.00
2020-01-12 22:00:01	0	0.00	0.00	0.00
2020-01-12 23:00:01	0	0.00	0.00	0.00
2020-01-13 00:00:01	0	0.00	0.00	0.00

Date/Time	Ammonia to burner (yes/no)	Corrected NOx (NO2)	Corrected NH3	Corrected N2O
		mg/m ³	mg/m ³	mg/m ³
2020-01-13 01:00:01	0	0.00	0.00	0.00
2020-01-13 02:00:01	0	0.00	0.00	0.00
2020-01-13 03:00:01	0	0.00	0.00	0.00
2020-01-13 04:00:01	0	0.00	0.00	0.00
2020-01-13 05:00:01	0	0.00	0.00	0.00
2020-01-13 06:00:01	0	0.00	0.00	0.00
2020-01-13 07:00:01	0	0.00	0.00	0.00
2020-01-13 08:00:01	0	0.00	0.00	0.00
2020-01-13 09:00:01	0	0.00	0.00	0.00
2020-01-13 10:00:01	0	0.00	0.00	0.00
2020-01-13 11:00:01	0	0.00	0.00	0.00
2020-01-13 12:00:01	0	0.00	0.00	0.00
2020-01-13 13:00:01	0	0.00	0.00	0.00
2020-01-13 14:00:01	0	0.00	0.00	0.00
2020-01-13 15:00:01	0	0.00	0.00	0.00
2020-01-13 16:00:01	0	0.00	0.00	0.00
2020-01-13 17:00:01	0	0.00	0.00	0.00
2020-01-13 18:00:01	0	0.00	0.00	0.00
2020-01-13 19:00:01	0	0.00	0.00	0.00
2020-01-13 20:00:01	0	0.00	0.00	0.00
2020-01-13 21:00:01	0	0.00	0.00	0.00
2020-01-13 22:00:01	0	0.00	0.00	0.00
2020-01-13 23:00:01	0	0.00	0.00	0.00
2020-01-14 00:00:01	0	0.00	0.00	0.00
2020-01-14 01:00:01	0	0.00	0.00	0.00
2020-01-14 02:00:01	0	0.00	0.00	0.00
2020-01-14 03:00:01	0	0.00	0.00	0.00
2020-01-14 04:00:01	0	0.00	0.00	0.00
2020-01-14 05:00:01	0	0.00	0.00	0.00
2020-01-14 06:00:01	0	0.00	0.00	0.00
2020-01-14 07:00:01	0	0.00	0.00	0.00
2020-01-14 08:00:01	0	0.00	0.00	0.00
2020-01-14 09:00:01	0	0.00	0.00	0.00
2020-01-14 10:00:01	0	0.00	0.00	0.00
2020-01-14 11:00:01	0	0.00	0.00	0.00
2020-01-14 12:00:01	0	0.00	0.00	0.00
2020-01-14 13:00:01	0	0.00	0.00	0.00
2020-01-14 14:00:01	0	0.00	0.00	0.00
2020-01-14 15:00:01	0	0.00	0.00	0.00
2020-01-14 16:00:01	0	0.00	0.00	0.00
2020-01-14 17:00:01	0	0.00	0.00	0.00
2020-01-14 18:00:01	0	0.00	0.00	0.00

Date/Time	Ammonia to burner (yes/no)	Corrected NOx (NO2)	Corrected NH3	Corrected N2O
		mg/m ³	mg/m ³	mg/m ³
2020-01-14 19:00:01	0	0.00	0.00	0.00
2020-01-14 20:00:01	0	0.00	0.00	0.00
2020-01-14 21:00:01	0	0.00	0.00	0.00
2020-01-14 22:00:01	0	0.00	0.00	0.00
2020-01-14 23:00:01	0	0.00	0.00	0.00
2020-01-15 00:00:01	0	0.00	0.00	0.00
2020-01-15 01:00:01	0	0.00	0.00	0.00
2020-01-15 02:00:01	0	0.00	0.00	0.00
2020-01-15 03:00:01	0	0.00	0.00	0.00
2020-01-15 04:00:01	0	0.00	0.00	0.00
2020-01-15 05:00:01	0	0.00	0.00	0.00
2020-01-15 06:00:01	0	0.00	0.00	0.00
2020-01-15 07:00:01	0	0.00	0.00	0.00
2020-01-15 08:00:01	0	0.00	0.00	0.00
2020-01-15 09:00:01	0	0.00	0.00	0.00
2020-01-15 10:00:01	0	0.00	0.00	0.00
2020-01-15 11:00:01	0	0.00	0.00	0.00
2020-01-15 12:00:01	0	0.00	0.00	0.00
2020-01-15 13:00:01	0	0.00	0.00	0.00
2020-01-15 14:00:01	0	0.00	0.00	0.00
2020-01-15 15:00:01	0	0.00	0.00	0.00
2020-01-15 16:00:01	0	0.00	0.00	0.00
2020-01-15 17:00:01	0	0.00	0.00	0.00
2020-01-15 18:00:01	0	0.00	0.00	0.00
2020-01-15 19:00:01	0	0.00	0.00	0.00
2020-01-15 20:00:01	0	0.00	0.00	0.00
2020-01-15 21:00:01	0	0.00	0.00	0.00
2020-01-15 22:00:01	0	0.00	0.00	0.00
2020-01-15 23:00:01	0	0.00	0.00	0.00
2020-01-16 00:00:01	0	0.00	0.00	0.00
2020-01-16 01:00:01	0	0.00	0.00	0.00
2020-01-16 02:00:01	0	0.00	0.00	0.00
2020-01-16 03:00:01	0	0.00	0.00	0.00
2020-01-16 04:00:01	0	0.00	0.00	0.00
2020-01-16 05:00:01	0	0.00	0.00	0.00
2020-01-16 06:00:01	0	0.00	0.00	0.00
2020-01-16 07:00:01	0	0.00	0.00	0.00
2020-01-16 08:00:01	0	0.00	0.00	0.00
2020-01-16 09:00:01	0	0.00	0.00	0.00
2020-01-16 10:00:01	0	0.00	0.00	0.00
2020-01-16 11:00:01	0	0.00	0.00	0.00
2020-01-16 12:00:01	0	0.00	0.00	0.00

Date/Time	Ammonia to burner (yes/no)	Corrected NOx (NO2)	Corrected NH3	Corrected N2O
		mg/m ³	mg/m ³	mg/m ³
2020-01-16 13:00:01	0	0.00	0.00	0.00
2020-01-16 14:00:01	0	0.00	0.00	0.00
2020-01-16 15:00:01	0	0.00	0.00	0.00
2020-01-16 16:00:01	0	0.00	0.00	0.00
2020-01-16 17:00:01	0	0.00	0.00	0.00
2020-01-16 18:00:01	0	0.00	0.00	0.00
2020-01-16 19:00:01	0	0.00	0.00	0.00
2020-01-16 20:00:01	0	0.00	0.00	0.00
2020-01-16 21:00:01	0	0.00	0.00	0.00
2020-01-16 22:00:01	0	0.00	0.00	0.00
2020-01-16 23:00:01	0	0.00	0.00	0.00
2020-01-17 00:00:01	0	0.00	0.00	0.00
2020-01-17 01:00:01	0	0.00	0.00	0.00
2020-01-17 02:00:01	0	0.00	0.00	0.00
2020-01-17 03:00:01	0	0.00	0.00	0.00
2020-01-17 04:00:01	0	0.00	0.00	0.00
2020-01-17 05:00:01	0	0.00	0.00	0.00
2020-01-17 06:00:01	0	0.00	0.00	0.00
2020-01-17 07:00:01	0	0.00	0.00	0.00
2020-01-17 08:00:01	0	0.00	0.00	0.00
2020-01-17 09:00:01	0	0.00	0.00	0.00
2020-01-17 10:00:01	0	0.00	0.00	0.00
2020-01-17 11:00:01	0	0.00	0.00	0.00
2020-01-17 12:00:01	0	0.00	0.00	0.00
2020-01-17 13:00:01	0	0.00	0.00	0.00
2020-01-17 14:00:01	0	0.00	0.00	0.00
2020-01-17 15:00:01	0	0.00	0.00	0.00
2020-01-17 16:00:01	0	0.00	0.00	0.00
2020-01-17 17:00:01	0	0.00	0.00	0.00
2020-01-17 18:00:01	0	0.00	0.00	0.00
2020-01-17 19:00:01	0	0.00	0.00	0.00
2020-01-17 20:00:01	0	0.00	0.00	0.00
2020-01-17 21:00:01	0	0.00	0.00	0.00
2020-01-17 22:00:01	0	0.00	0.00	0.00
2020-01-17 23:00:01	0	0.00	0.00	0.00
2020-01-18 00:00:01	0	0.00	0.00	0.00
2020-01-18 01:00:01	0	0.00	0.00	0.00
2020-01-18 02:00:01	0	0.00	0.00	0.00
2020-01-18 03:00:01	0	0.00	0.00	0.00
2020-01-18 04:00:01	0	0.00	0.00	0.00
2020-01-18 05:00:01	0	0.00	0.00	0.00
2020-01-18 06:00:01	0	0.00	0.00	0.00

Date/Time	Ammonia to burner (yes/no)	Corrected NOx (NO2)	Corrected NH3	Corrected N2O
		mg/m ³	mg/m ³	mg/m ³
2020-01-18 07:00:01	0	0.00	0.00	0.00
2020-01-18 08:00:01	0	0.00	0.00	0.00
2020-01-18 09:00:01	0	0.00	0.00	0.00
2020-01-18 10:00:01	0	0.00	0.00	0.00
2020-01-18 11:00:01	0	0.00	0.00	0.00
2020-01-18 12:00:01	0	0.00	0.00	0.00
2020-01-18 13:00:01	0	0.00	0.00	0.00
2020-01-18 14:00:01	0	0.00	0.00	0.00
2020-01-18 15:00:01	0	0.00	0.00	0.00
2020-01-18 16:00:01	0	0.00	0.00	0.00
2020-01-18 17:00:01	0	0.00	0.00	0.00
2020-01-18 18:00:01	0	0.00	0.00	0.00
2020-01-18 19:00:01	0	0.00	0.00	0.00
2020-01-18 20:00:01	0	0.00	0.00	0.00
2020-01-18 21:00:01	0	0.00	0.00	0.00
2020-01-18 22:00:01	0	0.00	0.00	0.00
2020-01-18 23:00:01	0	0.00	0.00	0.00
2020-01-19 00:00:01	0	0.00	0.00	0.00
2020-01-19 01:00:01	0	0.00	0.00	0.00
2020-01-19 02:00:01	0	0.00	0.00	0.00
2020-01-19 03:00:01	0	0.00	0.00	0.00
2020-01-19 04:00:01	0	0.00	0.00	0.00
2020-01-19 05:00:01	0	0.00	0.00	0.00
2020-01-19 06:00:01	0	0.00	0.00	0.00
2020-01-19 07:00:01	0	0.00	0.00	0.00
2020-01-19 08:00:01	0	0.00	0.00	0.00
2020-01-19 09:00:01	0	0.00	0.00	0.00
2020-01-19 10:00:01	0	0.00	0.00	0.00
2020-01-19 11:00:01	0	0.00	0.00	0.00
2020-01-19 12:00:01	0	0.00	0.00	0.00
2020-01-19 13:00:01	0	0.00	0.00	0.00
2020-01-19 14:00:01	0	0.00	0.00	0.00
2020-01-19 15:00:01	0	0.00	0.00	0.00
2020-01-19 16:00:01	0	0.00	0.00	0.00
2020-01-19 17:00:01	0	0.00	0.00	0.00
2020-01-19 18:00:01	0	0.00	0.00	0.00
2020-01-19 19:00:01	0	0.00	0.00	0.00
2020-01-19 20:00:01	0	0.00	0.00	0.00
2020-01-19 21:00:01	0	0.00	0.00	0.00
2020-01-19 22:00:01	0	0.00	0.00	0.00
2020-01-19 23:00:01	0	0.00	0.00	0.00
2020-01-20 00:00:01	0	0.00	0.00	0.00

Date/Time	Ammonia to burner (yes/no)	Corrected NOx (NO2)	Corrected NH3	Corrected N2O
		mg/m ³	mg/m ³	mg/m ³
2020-01-20 01:00:01	0	0.00	0.00	0.00
2020-01-20 02:00:01	0	0.00	0.00	0.00
2020-01-20 03:00:01	0	0.00	0.00	0.00
2020-01-20 04:00:01	0	0.00	0.00	0.00
2020-01-20 05:00:01	0	0.00	0.00	0.00
2020-01-20 06:00:01	0	0.00	0.00	0.00
2020-01-20 07:00:01	0	0.00	0.00	0.00
2020-01-20 08:00:01	0	0.00	0.00	0.00
2020-01-20 09:00:01	0	0.00	0.00	0.00
2020-01-20 10:00:01	0	0.00	0.00	0.00
2020-01-20 11:00:01	0	0.00	0.00	0.00
2020-01-20 12:00:01	0	0.00	0.00	0.00
2020-01-20 13:00:01	0	0.00	0.00	0.00
2020-01-20 14:00:01	0	0.00	0.00	0.00
2020-01-20 15:00:01	0	0.00	0.00	0.00
2020-01-20 16:00:01	0	0.00	0.00	0.00
2020-01-20 17:00:01	0	0.00	0.00	0.00
2020-01-20 18:00:01	0	0.00	0.00	0.00
2020-01-20 19:00:01	0	0.00	0.00	0.00
2020-01-20 20:00:01	0	0.00	0.00	0.00
2020-01-20 21:00:01	0	0.00	0.00	0.00
2020-01-20 22:00:01	0	0.00	0.00	0.00
2020-01-20 23:00:01	0	0.00	0.00	0.00
2020-01-21 00:00:01	0	0.00	0.00	0.00
2020-01-21 01:00:01	0	0.00	0.00	0.00
2020-01-21 02:00:01	0	0.00	0.00	0.00
2020-01-21 03:00:01	0	0.00	0.00	0.00
2020-01-21 04:00:01	0	0.00	0.00	0.00
2020-01-21 05:00:01	0	0.00	0.00	0.00
2020-01-21 06:00:01	0	0.00	0.00	0.00
2020-01-21 07:00:01	0	0.00	0.00	0.00
2020-01-21 08:00:01	0	0.00	0.00	0.00
2020-01-21 09:00:01	0	0.00	0.00	0.00
2020-01-21 10:00:01	0	0.00	0.00	0.00
2020-01-21 11:00:01	0	0.00	0.00	0.00
2020-01-21 12:00:01	0	0.00	0.00	0.00
2020-01-21 13:00:01	0	0.00	0.00	0.00
2020-01-21 14:00:01	0	0.00	0.00	0.00
2020-01-21 15:00:01	0	0.00	0.00	0.00
2020-01-21 16:00:01	0	0.00	0.00	0.00
2020-01-21 17:00:01	0	0.00	0.00	0.00
2020-01-21 18:00:01	0	0.00	0.00	0.00

Date/Time	Ammonia to burner (yes/no)	Corrected NOx (NO2)	Corrected NH3	Corrected N2O
		mg/m ³	mg/m ³	mg/m ³
2020-01-21 19:00:01	0	0.00	0.00	0.00
2020-01-21 20:00:01	0	0.00	0.00	0.00
2020-01-21 21:00:01	0	0.00	0.00	0.00
2020-01-21 22:00:01	0	0.00	0.00	0.00
2020-01-21 23:00:01	0	0.00	0.00	0.00
2020-01-22 00:00:01	0	0.00	0.00	0.00
2020-01-22 01:00:01	0	0.00	0.00	0.00
2020-01-22 02:00:01	0	0.00	0.00	0.00
2020-01-22 03:00:01	0	0.00	0.00	0.00
2020-01-22 04:00:01	0	0.00	0.00	0.00
2020-01-22 05:00:01	0	0.00	0.00	0.00
2020-01-22 06:00:01	0	0.00	0.00	0.00
2020-01-22 07:00:01	0	0.00	0.00	0.00
2020-01-22 08:00:01	0	0.00	0.00	0.00
2020-01-22 09:00:01	0	0.00	0.00	0.00
2020-01-22 10:00:01	0	0.00	0.00	0.00
2020-01-22 11:00:01	0	0.00	0.00	0.00
2020-01-22 12:00:01	0	0.00	0.00	0.00
2020-01-22 13:00:01	0	0.00	0.00	0.00
2020-01-22 14:00:01	0	0.00	0.00	0.00
2020-01-22 15:00:01	0	0.00	0.00	0.00
2020-01-22 16:00:01	0	0.00	0.00	0.00
2020-01-22 17:00:01	0	0.00	0.00	0.00
2020-01-22 18:00:01	0	0.00	0.00	0.00
2020-01-22 19:00:01	0	0.00	0.00	0.00
2020-01-22 20:00:01	0	0.00	0.00	0.00
2020-01-22 21:00:01	0	0.00	0.00	0.00
2020-01-22 22:00:01	0	0.00	0.00	0.00
2020-01-22 23:00:01	0	0.00	0.00	0.00
2020-01-23 00:00:01	0	0.00	0.00	0.00
2020-01-23 01:00:01	0	0.00	0.00	0.00
2020-01-23 02:00:01	0	0.00	0.00	0.00
2020-01-23 03:00:01	0	0.00	0.00	0.00
2020-01-23 04:00:01	0	0.00	0.00	0.00
2020-01-23 05:00:01	0	0.00	0.00	0.00
2020-01-23 06:00:01	0	0.00	0.00	0.00
2020-01-23 07:00:01	0	0.00	0.00	0.00
2020-01-23 08:00:01	0	0.00	0.00	0.00
2020-01-23 09:00:01	0	0.00	0.00	0.00
2020-01-23 10:00:01	0	0.00	0.00	0.00
2020-01-23 11:00:01	0	0.00	0.00	0.00
2020-01-23 12:00:01	0	0.00	0.00	0.00

Date/Time	Ammonia to burner (yes/no)	Corrected NOx (NO2)	Corrected NH3	Corrected N2O
		mg/m ³	mg/m ³	mg/m ³
2020-01-23 13:00:01	0	0.00	0.00	0.00
2020-01-23 14:00:01	0	0.00	0.00	0.00
2020-01-23 15:00:01	0	0.00	0.00	0.00
2020-01-23 16:00:01	0	0.00	0.00	0.00
2020-01-23 17:00:01	0	0.00	0.00	0.00
2020-01-23 18:00:01	0	0.00	0.00	0.00
2020-01-23 19:00:01	0	0.00	0.00	0.00
2020-01-23 20:00:01	0	0.00	0.00	0.00
2020-01-23 21:00:01	0	0.00	0.00	0.00
2020-01-23 22:00:01	0	0.00	0.00	0.00
2020-01-23 23:00:01	0	0.00	0.00	0.00
2020-01-24 00:00:01	0	0.00	0.00	0.00
2020-01-24 01:00:01	0	0.00	0.00	0.00
2020-01-24 02:00:01	0	0.00	0.00	0.00
2020-01-24 03:00:01	0	0.00	0.00	0.00
2020-01-24 04:00:01	0	0.00	0.00	0.00
2020-01-24 05:00:01	0	0.00	0.00	0.00
2020-01-24 06:00:01	0	0.00	0.00	0.00
2020-01-24 07:00:01	0	0.00	0.00	0.00
2020-01-24 08:00:01	0	0.00	0.00	0.00
2020-01-24 09:00:01	0	0.00	0.00	0.00
2020-01-24 10:00:01	0	0.00	0.00	0.00
2020-01-24 11:00:01	0	0.00	0.00	0.00
2020-01-24 12:00:01	0	0.00	0.00	0.00
2020-01-24 13:00:01	0	0.00	0.00	0.00
2020-01-24 14:00:01	0	0.00	0.00	0.00
2020-01-24 15:00:01	0	0.00	0.00	0.00
2020-01-24 16:00:01	0	0.00	0.00	0.00
2020-01-24 17:00:01	0	0.00	0.00	0.00
2020-01-24 18:00:01	0	0.00	0.00	0.00
2020-01-24 19:00:01	0	0.00	0.00	0.00
2020-01-24 20:00:01	0	0.00	0.00	0.00
2020-01-24 21:00:01	0	0.00	0.00	0.00
2020-01-24 22:00:01	0	0.00	0.00	0.00
2020-01-24 23:00:01	0	0.00	0.00	0.00
2020-01-25 00:00:01	0	0.00	0.00	0.00
2020-01-25 01:00:01	0	0.00	0.00	0.00
2020-01-25 02:00:01	0	0.00	0.00	0.00
2020-01-25 03:00:01	0	0.00	0.00	0.00
2020-01-25 04:00:01	0	0.00	0.00	0.00
2020-01-25 05:00:01	0	0.00	0.00	0.00
2020-01-25 06:00:01	0	0.00	0.00	0.00

Date/Time	Ammonia to burner (yes/no)	Corrected NOx (NO2)	Corrected NH3	Corrected N2O
		mg/m ³	mg/m ³	mg/m ³
2020-01-25 07:00:01	0	0.00	0.00	0.00
2020-01-25 08:00:01	0	0.00	0.00	0.00
2020-01-25 09:00:01	0	0.00	0.00	0.00
2020-01-25 10:00:01	0	0.00	0.00	0.00
2020-01-25 11:00:01	0	0.00	0.00	0.00
2020-01-25 12:00:01	0	0.00	0.00	0.00
2020-01-25 13:00:01	0	0.00	0.00	0.00
2020-01-25 14:00:01	0	0.00	0.00	0.00
2020-01-25 15:00:01	0	0.00	0.00	0.00
2020-01-25 16:00:01	0	0.00	0.00	0.00
2020-01-25 17:00:01	0	0.00	0.00	0.00
2020-01-25 18:00:01	0	0.00	0.00	0.00
2020-01-25 19:00:01	0	0.00	0.00	0.00
2020-01-25 20:00:01	0	0.00	0.00	0.00
2020-01-25 21:00:01	0	0.00	0.00	0.00
2020-01-25 22:00:01	0	0.00	0.00	0.00
2020-01-25 23:00:01	0	0.00	0.00	0.00
2020-01-26 00:00:01	0	0.00	0.00	0.00
2020-01-26 01:00:01	0	0.00	0.00	0.00
2020-01-26 02:00:01	0	0.00	0.00	0.00
2020-01-26 03:00:01	0	0.00	0.00	0.00
2020-01-26 04:00:01	0	0.00	0.00	0.00
2020-01-26 05:00:01	0	0.00	0.00	0.00
2020-01-26 06:00:01	0	0.00	0.00	0.00
2020-01-26 07:00:01	0	0.00	0.00	0.00
2020-01-26 08:00:01	0	0.00	0.00	0.00
2020-01-26 09:00:01	0	0.00	0.00	0.00
2020-01-26 10:00:01	0	0.00	0.00	0.00
2020-01-26 11:00:01	0	0.00	0.00	0.00
2020-01-26 12:00:01	0	0.00	0.00	0.00
2020-01-26 13:00:01	0	0.00	0.00	0.00
2020-01-26 14:00:01	0	0.00	0.00	0.00
2020-01-26 15:00:01	0	0.00	0.00	0.00
2020-01-26 16:00:01	0	0.00	0.00	0.00
2020-01-26 17:00:01	0	0.00	0.00	0.00
2020-01-26 18:00:01	0	0.00	0.00	0.00
2020-01-26 19:00:01	0	0.00	0.00	0.00
2020-01-26 20:00:01	0	0.00	0.00	0.00
2020-01-26 21:00:01	0	0.00	0.00	0.00
2020-01-26 22:00:01	0	0.00	0.00	0.00
2020-01-26 23:00:01	0	0.00	0.00	0.00
2020-01-27 00:00:01	0	0.00	0.00	0.00

Date/Time	Ammonia to burner (yes/no)	Corrected NOx (NO2)	Corrected NH3	Corrected N2O
		mg/m ³	mg/m ³	mg/m ³
2020-01-27 01:00:01	0	0.00	0.00	0.00
2020-01-27 02:00:01	0	0.00	0.00	0.00
2020-01-27 03:00:01	0	0.00	0.00	0.00
2020-01-27 04:00:01	0	0.00	0.00	0.00
2020-01-27 05:00:01	0	0.00	0.00	0.00
2020-01-27 06:00:01	0	0.00	0.00	0.00
2020-01-27 07:00:01	0	0.00	0.00	0.00
2020-01-27 08:00:01	0	0.00	0.00	0.00
2020-01-27 09:00:01	0	0.00	0.00	0.00
2020-01-27 10:00:01	0	0.00	0.00	0.00
2020-01-27 11:00:01	0	0.00	0.00	0.00
2020-01-27 12:00:01	0	0.00	0.00	0.00
2020-01-27 13:00:01	0	0.00	0.00	0.00
2020-01-27 14:00:01	0	0.00	0.00	0.00
2020-01-27 15:00:01	0	0.00	0.00	0.00
2020-01-27 16:00:01	0	0.00	0.00	0.00
2020-01-27 17:00:01	0	0.00	0.00	0.00
2020-01-27 18:00:01	0	0.00	0.00	0.00
2020-01-27 19:00:01	0	0.00	0.00	0.00
2020-01-27 20:00:01	0	0.00	0.00	0.00
2020-01-27 21:00:01	0	0.00	0.00	0.00
2020-01-27 22:00:01	0	0.00	0.00	0.00
2020-01-27 23:00:01	0	0.00	0.00	0.00
2020-01-28 00:00:01	0	0.00	0.00	0.00
2020-01-28 01:00:01	0	0.00	0.00	0.00
2020-01-28 02:00:01	0	0.00	0.00	0.00
2020-01-28 03:00:01	0	0.00	0.00	0.00
2020-01-28 04:00:01	0	0.00	0.00	0.00
2020-01-28 05:00:01	0	0.00	0.00	0.00
2020-01-28 06:00:01	0	0.00	0.00	0.00
2020-01-28 07:00:01	0	0.00	0.00	0.00
2020-01-28 08:00:01	0	0.00	0.00	0.00
2020-01-28 09:00:01	0	0.00	0.00	0.00
2020-01-28 10:00:01	0	0.00	0.00	0.00
2020-01-28 11:00:01	0	0.00	0.00	0.00
2020-01-28 12:00:01	0	0.00	0.00	0.00
2020-01-28 13:00:01	0	0.00	0.00	0.00
2020-01-28 14:00:01	0	0.00	0.00	0.00
2020-01-28 15:00:01	0	0.00	0.00	0.00
2020-01-28 16:00:01	0	0.00	0.00	0.00
2020-01-28 17:00:01	0	0.00	0.00	0.00
2020-01-28 18:00:01	0	0.00	0.00	0.00

Date/Time	Ammonia to burner (yes/no)	Corrected NOx (NO2)	Corrected NH3	Corrected N2O
		mg/m ³	mg/m ³	mg/m ³
2020-01-28 19:00:01	0	0.00	0.00	0.00
2020-01-28 20:00:01	0	0.00	0.00	0.00
2020-01-28 21:00:01	0	0.00	0.00	0.00
2020-01-28 22:00:01	0	0.00	0.00	0.00
2020-01-28 23:00:01	0	0.00	0.00	0.00
2020-01-29 00:00:01	0	0.00	0.00	0.00
2020-01-29 01:00:01	0	0.00	0.00	0.00
2020-01-29 02:00:01	0	0.00	0.00	0.00
2020-01-29 03:00:01	0	0.00	0.00	0.00
2020-01-29 04:00:01	0	0.00	0.00	0.00
2020-01-29 05:00:01	0	0.00	0.00	0.00
2020-01-29 06:00:01	0	0.00	0.00	0.00
2020-01-29 07:00:01	0	0.00	0.00	0.00
2020-01-29 08:00:01	0	0.00	0.00	0.00
2020-01-29 09:00:01	0	0.00	0.00	0.00
2020-01-29 10:00:01	0	0.00	0.00	0.00
2020-01-29 11:00:01	0	0.00	0.00	0.00
2020-01-29 12:00:01	0	0.00	0.00	0.00
2020-01-29 13:00:01	0	0.00	0.00	0.00
2020-01-29 14:00:01	0	0.00	0.00	0.00
2020-01-29 15:00:01	0	0.00	0.00	0.00
2020-01-29 16:00:01	0	0.00	0.00	0.00
2020-01-29 17:00:01	0	0.00	0.00	0.00
2020-01-29 18:00:01	0	0.00	0.00	0.00
2020-01-29 19:00:01	0	0.00	0.00	0.00
2020-01-29 20:00:01	0	0.00	0.00	0.00
2020-01-29 21:00:01	0	0.00	0.00	0.00
2020-01-29 22:00:01	0	0.00	0.00	0.00
2020-01-29 23:00:01	0	0.00	0.00	0.00
2020-01-30 00:00:01	0	0.00	0.00	0.00
2020-01-30 01:00:01	0	0.00	0.00	0.00
2020-01-30 02:00:01	0	0.00	0.00	0.00
2020-01-30 03:00:01	0	0.00	0.00	0.00
2020-01-30 04:00:01	0	0.00	0.00	0.00
2020-01-30 05:00:01	0	0.00	0.00	0.00
2020-01-30 06:00:01	0	0.00	0.00	0.00
2020-01-30 07:00:01	0	0.00	0.00	0.00
2020-01-30 08:00:01	0	0.00	0.00	0.00
2020-01-30 09:00:01	0	0.00	0.00	0.00
2020-01-30 10:00:01	0	0.00	0.00	0.00
2020-01-30 11:00:01	0	0.00	0.00	0.00
2020-01-30 12:00:01	0	0.00	0.00	0.00

Date/Time	Ammonia to burner (yes/no)	Corrected NOx (NO2)	Corrected NH3	Corrected N2O
		mg/m ³	mg/m ³	mg/m ³
2020-01-30 13:00:01	0	0.00	0.00	0.00
2020-01-30 14:00:01	0	0.00	0.00	0.00
2020-01-30 15:00:01	0	0.00	0.00	0.00
2020-01-30 16:00:01	0	0.00	0.00	0.00
2020-01-30 17:00:01	0	0.00	0.00	0.00
2020-01-30 18:00:01	0	0.00	0.00	0.00
2020-01-30 19:00:01	0	0.00	0.00	0.00
2020-01-30 20:00:01	0	0.00	0.00	0.00
2020-01-30 21:00:01	0	0.00	0.00	0.00
2020-01-30 22:00:01	0	0.00	0.00	0.00
2020-01-30 23:00:01	0	0.00	0.00	0.00
2020-01-31 00:00:01	0	0.00	0.00	0.00
2020-01-31 01:00:01	0	0.00	0.00	0.00
2020-01-31 02:00:01	0	0.00	0.00	0.00
2020-01-31 03:00:01	0	0.00	0.00	0.00
2020-01-31 04:00:01	0	0.00	0.00	0.00
2020-01-31 05:00:01	0	0.00	0.00	0.00
2020-01-31 06:00:01	0	0.00	0.00	0.00
2020-01-31 07:00:01	0	0.00	0.00	0.00
2020-01-31 08:00:01	0	0.00	0.00	0.00
2020-01-31 09:00:01	0	0.00	0.00	0.00
2020-01-31 10:00:01	0	0.00	0.00	0.00
2020-01-31 11:00:01	0	0.00	0.00	0.00
2020-01-31 12:00:01	0	0.00	0.00	0.00
2020-01-31 13:00:01	0	0.00	0.00	0.00
2020-01-31 14:00:01	0	0.00	0.00	0.00
2020-01-31 15:00:01	0	0.00	0.00	0.00
2020-01-31 16:00:01	0	0.00	0.00	0.00
2020-01-31 17:00:01	0	0.00	0.00	0.00
2020-01-31 18:00:01	0	0.00	0.00	0.00
2020-01-31 19:00:01	0	0.00	0.00	0.00
2020-01-31 20:00:01	0	0.00	0.00	0.00
2020-01-31 21:00:01	0	0.00	0.00	0.00
2020-01-31 22:00:01	0	0.00	0.00	0.00
2020-01-31 23:00:01	0	0.00	0.00	0.00
2020-02-01 00:00:01	0	0.00	0.00	0.00
2020-02-01 01:00:01	0	0.00	0.00	0.00
2020-02-01 02:00:01	0	0.00	0.00	0.00
2020-02-01 03:00:01	0	0.00	0.00	0.00
2020-02-01 04:00:01	0	0.00	0.00	0.00
2020-02-01 05:00:01	0	0.00	0.00	0.00
2020-02-01 06:00:01	0	0.00	0.00	0.00

Date/Time	Ammonia to burner (yes/no)	Corrected NOx (NO2)	Corrected NH3	Corrected N2O
		mg/m ³	mg/m ³	mg/m ³
2020-02-01 07:00:01	0	0.00	0.00	0.00
2020-02-01 08:00:01	0	0.00	0.00	0.00
2020-02-01 09:00:01	0	0.00	0.00	0.00
2020-02-01 10:00:01	0	0.00	0.00	0.00
2020-02-01 11:00:01	0	0.00	0.00	0.00
2020-02-01 12:00:01	0	0.00	0.00	0.00
2020-02-01 13:00:01	0	0.00	0.00	0.00
2020-02-01 14:00:01	0	0.00	0.00	0.00
2020-02-01 15:00:01	0	0.00	0.00	0.00
2020-02-01 16:00:01	0	0.00	0.00	0.00
2020-02-01 17:00:01	0	0.00	0.00	0.00
2020-02-01 18:00:01	0	0.00	0.00	0.00
2020-02-01 19:00:01	0	0.00	0.00	0.00
2020-02-01 20:00:01	0	0.00	0.00	0.00
2020-02-01 21:00:01	0	0.00	0.00	0.00
2020-02-01 22:00:01	0	0.00	0.00	0.00
2020-02-01 23:00:01	0	0.00	0.00	0.00
2020-02-02 00:00:01	0	0.00	0.00	0.00
2020-02-02 01:00:01	0	0.00	0.00	0.00
2020-02-02 02:00:01	0	0.00	0.00	0.00
2020-02-02 03:00:01	0	0.00	0.00	0.00
2020-02-02 04:00:01	0	0.00	0.00	0.00
2020-02-02 05:00:01	0	0.00	0.00	0.00
2020-02-02 06:00:01	0	0.00	0.00	0.00
2020-02-02 07:00:01	0	0.00	0.00	0.00
2020-02-02 08:00:01	0	0.00	0.00	0.00
2020-02-02 09:00:01	0	0.00	0.00	0.00
2020-02-02 10:00:01	0	0.00	0.00	0.00
2020-02-02 11:00:01	0	0.00	0.00	0.00
2020-02-02 12:00:01	0	0.00	0.00	0.00
2020-02-02 13:00:01	0	0.00	0.00	0.00
2020-02-02 14:00:01	0	0.00	0.00	0.00
2020-02-02 15:00:01	0	0.00	0.00	0.00
2020-02-02 16:00:01	0	0.00	0.00	0.00
2020-02-02 17:00:01	0	0.00	0.00	0.00
2020-02-02 18:00:01	0	0.00	0.00	0.00
2020-02-02 19:00:01	0	0.00	0.00	0.00
2020-02-02 20:00:01	0	0.00	0.00	0.00
2020-02-02 21:00:01	0	0.00	0.00	0.00
2020-02-02 22:00:01	0	0.00	0.00	0.00
2020-02-02 23:00:01	0	0.00	0.00	0.00
2020-02-03 00:00:01	0	0.00	0.00	0.00

Date/Time	Ammonia to burner (yes/no)	Corrected NOx (NO2)	Corrected NH3	Corrected N2O
		mg/m ³	mg/m ³	mg/m ³
2020-02-03 01:00:01	0	0.00	0.00	0.00
2020-02-03 02:00:01	0	0.00	0.00	0.00
2020-02-03 03:00:01	0	0.00	0.00	0.00
2020-02-03 04:00:01	0	0.00	0.00	0.00
2020-02-03 05:00:01	0	0.00	0.00	0.00
2020-02-03 06:00:01	0	0.00	0.00	0.00
2020-02-03 07:00:01	0	0.00	0.00	0.00
2020-02-03 08:00:01	0	0.00	0.00	0.00
2020-02-03 09:00:01	0	0.00	0.00	0.00
2020-02-03 10:00:01	0	0.00	0.00	0.00
2020-02-03 11:00:01	0	0.00	0.00	0.00
2020-02-03 12:00:01	0	0.00	0.00	0.00
2020-02-03 13:00:01	0	0.00	0.00	0.00
2020-02-03 14:00:01	0	0.00	0.00	0.00
2020-02-03 15:00:01	0	0.00	0.00	0.00
2020-02-03 16:00:01	0	0.00	0.00	0.00
2020-02-03 17:00:01	0	0.00	0.00	0.00
2020-02-03 18:00:01	0	0.00	0.00	0.00
2020-02-03 19:00:01	0	0.00	0.00	0.00
2020-02-03 20:00:01	0	0.00	0.00	0.00
2020-02-03 21:00:01	0	0.00	0.00	0.00
2020-02-03 22:00:01	0	0.00	0.00	0.00
2020-02-03 23:00:01	0	0.00	0.00	0.00
2020-02-04 00:00:01	0	0.00	0.00	0.00
2020-02-04 01:00:01	0	0.00	0.00	0.00
2020-02-04 02:00:01	0	0.00	0.00	0.00
2020-02-04 03:00:01	0	0.00	0.00	0.00
2020-02-04 04:00:01	0	0.00	0.00	0.00
2020-02-04 05:00:01	0	0.00	0.00	0.00
2020-02-04 06:00:01	0	0.00	0.00	0.00
2020-02-04 07:00:01	0	0.00	0.00	0.00
2020-02-04 08:00:01	0	0.00	0.00	0.00
2020-02-04 09:00:01	0	0.00	0.00	0.00
2020-02-04 10:00:01	0	0.00	0.00	0.00
2020-02-04 11:00:01	0	0.00	0.00	0.00
2020-02-04 12:00:01	0	0.00	0.00	0.00
2020-02-04 13:00:01	0	0.00	0.00	0.00
2020-02-04 14:00:01	0	0.00	0.00	0.00
2020-02-04 15:00:01	0	0.00	0.00	0.00
2020-02-04 16:00:01	0	0.00	0.00	0.00
2020-02-04 17:00:01	0	0.00	0.00	0.00
2020-02-04 18:00:01	0	0.00	0.00	0.00

Date/Time	Ammonia to burner (yes/no)	Corrected NOx (NO2)	Corrected NH3	Corrected N2O
		mg/m ³	mg/m ³	mg/m ³
2020-02-04 19:00:01	0	0.00	0.00	0.00
2020-02-04 20:00:01	0	0.00	0.00	0.00
2020-02-04 21:00:01	0	0.00	0.00	0.00
2020-02-04 22:00:01	0	0.00	0.00	0.00
2020-02-04 23:00:01	0	0.00	0.00	0.00
2020-02-05 00:00:01	0	0.00	0.00	0.00
2020-02-05 01:00:01	0	0.00	0.00	0.00
2020-02-05 02:00:01	0	0.00	0.00	0.00
2020-02-05 03:00:01	0	0.00	0.00	0.00
2020-02-05 04:00:01	0	0.00	0.00	0.00
2020-02-05 05:00:01	0	0.00	0.00	0.00
2020-02-05 06:00:01	0	0.00	0.00	0.00
2020-02-05 07:00:01	0	0.00	0.00	0.00
2020-02-05 08:00:01	0	0.00	0.00	0.00
2020-02-05 09:00:01	0	0.00	0.00	0.00
2020-02-05 10:00:01	0	0.00	0.00	0.00
2020-02-05 11:00:01	0	0.00	0.00	0.00
2020-02-05 12:00:01	0	0.00	0.00	0.00
2020-02-05 13:00:01	0	0.00	0.00	0.00
2020-02-05 14:00:01	0	0.00	0.00	0.00
2020-02-05 15:00:01	0	0.00	0.00	0.00
2020-02-05 16:00:01	0	0.00	0.00	0.00
2020-02-05 17:00:01	0	0.00	0.00	0.00
2020-02-05 18:00:01	0	0.00	0.00	0.00
2020-02-05 19:00:01	0	0.00	0.00	0.00
2020-02-05 20:00:01	0	0.00	0.00	0.00
2020-02-05 21:00:01	0	0.00	0.00	0.00
2020-02-05 22:00:01	0	0.00	0.00	0.00
2020-02-05 23:00:01	0	0.00	0.00	0.00
2020-02-06 00:00:01	0	0.00	0.00	0.00
2020-02-06 01:00:01	0	0.00	0.00	0.00
2020-02-06 02:00:01	0	0.00	0.00	0.00
2020-02-06 03:00:01	0	0.00	0.00	0.00
2020-02-06 04:00:01	0	0.00	0.00	0.00
2020-02-06 05:00:01	0	0.00	0.00	0.00
2020-02-06 06:00:01	0	0.00	0.00	0.00
2020-02-06 07:00:01	0	0.00	0.00	0.00
2020-02-06 08:00:01	0	0.00	0.00	0.00
2020-02-06 09:00:01	0	0.00	0.00	0.00
2020-02-06 10:00:01	0	0.00	0.00	0.00
2020-02-06 11:00:01	0	0.00	0.00	0.00
2020-02-06 12:00:01	0	0.00	0.00	0.00

Date/Time	Ammonia to burner (yes/no)	Corrected NOx (NO2)	Corrected NH3	Corrected N2O
		mg/m ³	mg/m ³	mg/m ³
2020-02-06 13:00:01	0	0.00	0.00	0.00
2020-02-06 14:00:01	0	0.00	0.00	0.00
2020-02-06 15:00:01	0	0.00	0.00	0.00
2020-02-06 16:00:01	0	0.00	0.00	0.00
2020-02-06 17:00:01	0	0.00	0.00	0.00
2020-02-06 18:00:01	0	0.00	0.00	0.00
2020-02-06 19:00:01	0	0.00	0.00	0.00
2020-02-06 20:00:01	0	0.00	0.00	0.00
2020-02-06 21:00:01	0	0.00	0.00	0.00
2020-02-06 22:00:01	0	0.00	0.00	0.00
2020-02-06 23:00:01	0	0.00	0.00	0.00
2020-02-07 00:00:01	0	0.00	0.00	0.00
2020-02-07 01:00:01	0	0.00	0.00	0.00
2020-02-07 02:00:01	0	0.00	0.00	0.00
2020-02-07 03:00:01	0	0.00	0.00	0.00
2020-02-07 04:00:01	0	0.00	0.00	0.00
2020-02-07 05:00:01	0	0.00	0.00	0.00
2020-02-07 06:00:01	0	0.00	0.00	0.00
2020-02-07 07:00:01	0	0.00	0.00	0.00
2020-02-07 08:00:01	0	0.00	0.00	0.00
2020-02-07 09:00:01	0	0.00	0.00	0.00
2020-02-07 10:00:01	0	0.00	0.00	0.00
2020-02-07 11:00:01	0	0.00	0.00	0.00
2020-02-07 12:00:01	0	0.00	0.00	0.00
2020-02-07 13:00:01	0	0.00	0.00	0.00
2020-02-07 14:00:01	0	0.00	0.00	0.00
2020-02-07 15:00:01	0	0.00	0.00	0.00
2020-02-07 16:00:01	0	0.00	0.00	0.00
2020-02-07 17:00:01	0	0.00	0.00	0.00
2020-02-07 18:00:01	0	0.00	0.00	0.00
2020-02-07 19:00:01	0	0.00	0.00	0.00
2020-02-07 20:00:01	0	0.00	0.00	0.00
2020-02-07 21:00:01	0	0.00	0.00	0.00
2020-02-07 22:00:01	0	0.00	0.00	0.00
2020-02-07 23:00:01	0	0.00	0.00	0.00
2020-02-08 00:00:01	0	0.00	0.00	0.00
2020-02-08 01:00:01	0	0.00	0.00	0.00
2020-02-08 02:00:01	0	0.00	0.00	0.00
2020-02-08 03:00:01	0	0.00	0.00	0.00
2020-02-08 04:00:01	0	0.00	0.00	0.00
2020-02-08 05:00:01	0	0.00	0.00	0.00
2020-02-08 06:00:01	0	0.00	0.00	0.00

Date/Time	Ammonia to burner (yes/no)	Corrected NOx (NO2)	Corrected NH3	Corrected N2O
		mg/m ³	mg/m ³	mg/m ³
2020-02-08 07:00:01	0	0.00	0.00	0.00
2020-02-08 08:00:01	0	0.00	0.00	0.00
2020-02-08 09:00:01	0	0.00	0.00	0.00
2020-02-08 10:00:01	0	0.00	0.00	0.00
2020-02-08 11:00:01	0	0.00	0.00	0.00
2020-02-08 12:00:01	0	0.00	0.00	0.00
2020-02-08 13:00:01	0	0.00	0.00	0.00
2020-02-08 14:00:01	0	0.00	0.00	0.00
2020-02-08 15:00:01	0	0.00	0.00	0.00
2020-02-08 16:00:01	0	0.00	0.00	0.00
2020-02-08 17:00:01	0	0.00	0.00	0.00
2020-02-08 18:00:01	0	0.00	0.00	0.00
2020-02-08 19:00:01	0	0.00	0.00	0.00
2020-02-08 20:00:01	0	0.00	0.00	0.00
2020-02-08 21:00:01	0	0.00	0.00	0.00
2020-02-08 22:00:01	0	0.00	0.00	0.00
2020-02-08 23:00:01	0	0.00	0.00	0.00
2020-02-09 00:00:01	0	0.00	0.00	0.00
2020-02-09 01:00:01	0	0.00	0.00	0.00
2020-02-09 02:00:01	0	0.00	0.00	0.00
2020-02-09 03:00:01	0	0.00	0.00	0.00
2020-02-09 04:00:01	0	0.00	0.00	0.00
2020-02-09 05:00:01	0	0.00	0.00	0.00
2020-02-09 06:00:01	0	0.00	0.00	0.00
2020-02-09 07:00:01	0	0.00	0.00	0.00
2020-02-09 08:00:01	0	0.00	0.00	0.00
2020-02-09 09:00:01	0	0.00	0.00	0.00
2020-02-09 10:00:01	0	0.00	0.00	0.00
2020-02-09 11:00:01	0	0.00	0.00	0.00
2020-02-09 12:00:01	0	0.00	0.00	0.00
2020-02-09 13:00:01	0	0.00	0.00	0.00
2020-02-09 14:00:01	0	0.00	0.00	0.00
2020-02-09 15:00:01	0	0.00	0.00	0.00
2020-02-09 16:00:01	0	0.00	0.00	0.00
2020-02-09 17:00:01	0	0.00	0.00	0.00
2020-02-09 18:00:01	0	0.00	0.00	0.00
2020-02-09 19:00:01	0	0.00	0.00	0.00
2020-02-09 20:00:01	0	0.00	0.00	0.00
2020-02-09 21:00:01	0	0.00	0.00	0.00
2020-02-09 22:00:01	0	0.00	0.00	0.00
2020-02-09 23:00:01	0	0.00	0.00	0.00
2020-02-10 00:00:01	0	0.00	0.00	0.00

Date/Time	Ammonia to burner (yes/no)	Corrected NOx (NO2)	Corrected NH3	Corrected N2O
		mg/m ³	mg/m ³	mg/m ³
2020-02-10 01:00:01	0	0.00	0.00	0.00
2020-02-10 02:00:01	0	0.00	0.00	0.00
2020-02-10 03:00:01	0	0.00	0.00	0.00
2020-02-10 04:00:01	0	0.00	0.00	0.00
2020-02-10 05:00:01	0	0.00	0.00	0.00
2020-02-10 06:00:01	0	0.00	0.00	0.00
2020-02-10 07:00:01	0	0.00	0.00	0.00
2020-02-10 08:00:01	0	0.00	0.00	0.00
2020-02-10 09:00:01	0	0.00	0.00	0.00
2020-02-10 10:00:01	0	0.00	0.00	0.00
2020-02-10 11:00:01	0	0.00	0.00	0.00
2020-02-10 12:00:01	0	0.00	0.00	0.00
2020-02-10 13:00:01	0	0.00	0.00	0.00
2020-02-10 14:00:01	0	0.00	0.00	0.00
2020-02-10 15:00:01	0	0.00	0.00	0.00
2020-02-10 16:00:01	0	0.00	0.00	0.00
2020-02-10 17:00:01	0	0.00	0.00	0.00
2020-02-10 18:00:01	0	0.00	0.00	0.00
2020-02-10 19:00:01	0	0.00	0.00	0.00
2020-02-10 20:00:01	0	0.00	0.00	0.00
2020-02-10 21:00:01	0	0.00	0.00	0.00
2020-02-10 22:00:01	0	0.00	0.00	0.00
2020-02-10 23:00:01	0	0.00	0.00	0.00
2020-02-11 00:00:01	0	0.00	0.00	0.00
2020-02-11 01:00:01	0	0.00	0.00	0.00
2020-02-11 02:00:01	0	0.00	0.00	0.00
2020-02-11 03:00:01	0	0.00	0.00	0.00
2020-02-11 04:00:01	0	0.00	0.00	0.00
2020-02-11 05:00:01	0	0.00	0.00	0.00
2020-02-11 06:00:01	0	0.00	0.00	0.00
2020-02-11 07:00:01	0	0.00	0.00	0.00
2020-02-11 08:00:01	0	0.00	0.00	0.00
2020-02-11 09:00:01	0	0.00	0.00	0.00
2020-02-11 10:00:01	0	0.00	0.00	0.00
2020-02-11 11:00:01	0	0.00	0.00	0.00
2020-02-11 12:00:01	0	0.00	0.00	0.00
2020-02-11 13:00:01	0	0.00	0.00	0.00
2020-02-11 14:00:01	0	0.00	0.00	0.00
2020-02-11 15:00:01	0	0.00	0.00	0.00
2020-02-11 16:00:01	0	0.00	0.00	0.00
2020-02-11 17:00:01	0	0.00	0.00	0.00
2020-02-11 18:00:01	0	0.00	0.00	0.00

Date/Time	Ammonia to burner (yes/no)	Corrected NOx (NO2)	Corrected NH3	Corrected N2O
		mg/m ³	mg/m ³	mg/m ³
2020-02-11 19:00:01	0	0.00	0.00	0.00
2020-02-11 20:00:01	0	0.00	0.00	0.00
2020-02-11 21:00:01	0	0.00	0.00	0.00
2020-02-11 22:00:01	0	0.00	0.00	0.00
2020-02-11 23:00:01	0	0.00	0.00	0.00
2020-02-12 00:00:01	0	0.00	0.00	0.00
2020-02-12 01:00:01	0	0.00	0.00	0.00
2020-02-12 02:00:01	0	0.00	0.00	0.00
2020-02-12 03:00:01	0	0.00	0.00	0.00
2020-02-12 04:00:01	0	0.00	0.00	0.00
2020-02-12 05:00:01	0	0.00	0.00	0.00
2020-02-12 06:00:01	0	0.00	0.00	0.00
2020-02-12 07:00:01	0	0.00	0.00	0.00
2020-02-12 08:00:01	0	0.00	0.00	0.00
2020-02-12 09:00:01	0	0.00	0.00	0.00
2020-02-12 10:00:01	0	0.00	0.00	0.00
2020-02-12 11:00:01	0	0.00	0.00	0.00
2020-02-12 12:00:01	0	0.00	0.00	0.00
2020-02-12 13:00:01	0	0.00	0.00	0.00
2020-02-12 14:00:01	0	0.00	0.00	0.00
2020-02-12 15:00:01	0	0.00	0.00	0.00
2020-02-12 16:00:01	0	0.00	0.00	0.00
2020-02-12 17:00:01	0	0.00	0.00	0.00
2020-02-12 18:00:01	0	0.00	0.00	0.00
2020-02-12 19:00:01	0	0.00	0.00	0.00
2020-02-12 20:00:01	0	0.00	0.00	0.00
2020-02-12 21:00:01	0	0.00	0.00	0.00
2020-02-12 22:00:01	0	0.00	0.00	0.00
2020-02-12 23:00:01	0	0.00	0.00	0.00
2020-02-13 00:00:01	0	0.00	0.00	0.00
2020-02-13 01:00:01	0	0.00	0.00	0.00
2020-02-13 02:00:01	0	0.00	0.00	0.00
2020-02-13 03:00:01	0	0.00	0.00	0.00
2020-02-13 04:00:01	0	0.00	0.00	0.00
2020-02-13 05:00:01	0	0.00	0.00	0.00
2020-02-13 06:00:01	0	0.00	0.00	0.00
2020-02-13 07:00:01	0	0.00	0.00	0.00
2020-02-13 08:00:01	0	0.00	0.00	0.00
2020-02-13 09:00:01	0	0.00	0.00	0.00
2020-02-13 10:00:01	0	0.00	0.00	0.00
2020-02-13 11:00:01	0	0.00	0.00	0.00
2020-02-13 12:00:01	0	0.00	0.00	0.00

Date/Time	Ammonia to burner (yes/no)	Corrected NOx (NO2)	Corrected NH3	Corrected N2O
		mg/m ³	mg/m ³	mg/m ³
2020-02-13 13:00:01	0	0.00	0.00	0.00
2020-02-13 14:00:01	0	0.00	0.00	0.00
2020-02-13 15:00:01	0	0.00	0.00	0.00
2020-02-13 16:00:01	0	0.00	0.00	0.00
2020-02-13 17:00:01	0	0.00	0.00	0.00
2020-02-13 18:00:01	0	0.00	0.00	0.00
2020-02-13 19:00:01	0	0.00	0.00	0.00
2020-02-13 20:00:01	0	0.00	0.00	0.00
2020-02-13 21:00:01	0	0.00	0.00	0.00
2020-02-13 22:00:01	0	0.00	0.00	0.00
2020-02-13 23:00:01	0	0.00	0.00	0.00
2020-02-14 00:00:01	0	0.00	0.00	0.00
2020-02-14 01:00:01	0	0.00	0.00	0.00
2020-02-14 02:00:01	0	0.00	0.00	0.00
2020-02-14 03:00:01	0	0.00	0.00	0.00
2020-02-14 04:00:01	0	0.00	0.00	0.00
2020-02-14 05:00:01	0	0.00	0.00	0.00
2020-02-14 06:00:01	0	0.00	0.00	0.00
2020-02-14 07:00:01	0	0.00	0.00	0.00
2020-02-14 08:00:01	0	0.00	0.00	0.00
2020-02-14 09:00:01	0	0.00	0.00	0.00
2020-02-14 10:00:01	0	0.00	0.00	0.00
2020-02-14 11:00:01	0	0.00	0.00	0.00
2020-02-14 12:00:01	0	0.00	0.00	0.00
2020-02-14 13:00:01	0	0.00	0.00	0.00
2020-02-14 14:00:01	0	0.00	0.00	0.00
2020-02-14 15:00:01	0	0.00	0.00	0.00
2020-02-14 16:00:01	0	0.00	0.00	0.00
2020-02-14 17:00:01	0	0.00	0.00	0.00
2020-02-14 18:00:01	0	0.00	0.00	0.00
2020-02-14 19:00:01	0	0.00	0.00	0.00
2020-02-14 20:00:01	0	0.00	0.00	0.00
2020-02-14 21:00:01	0	0.00	0.00	0.00
2020-02-14 22:00:01	0	0.00	0.00	0.00
2020-02-14 23:00:01	0	0.00	0.00	0.00
2020-02-15 00:00:01	0	0.00	0.00	0.00
2020-02-15 01:00:01	0	0.00	0.00	0.00
2020-02-15 02:00:01	0	0.00	0.00	0.00
2020-02-15 03:00:01	0	0.00	0.00	0.00
2020-02-15 04:00:01	0	0.00	0.00	0.00
2020-02-15 05:00:01	0	0.00	0.00	0.00
2020-02-15 06:00:01	0	0.00	0.00	0.00

Date/Time	Ammonia to burner (yes/no)	Corrected NOx (NO2)	Corrected NH3	Corrected N2O
		mg/m ³	mg/m ³	mg/m ³
2020-02-15 07:00:01	0	0.00	0.00	0.00
2020-02-15 08:00:01	0	0.00	0.00	0.00
2020-02-15 09:00:01	0	0.00	0.00	0.00
2020-02-15 10:00:01	0	0.00	0.00	0.00
2020-02-15 11:00:01	0	0.00	0.00	0.00
2020-02-15 12:00:01	0	0.00	0.00	0.00
2020-02-15 13:00:01	0	0.00	0.00	0.00
2020-02-15 14:00:01	0	0.00	0.00	0.00
2020-02-15 15:00:01	0	0.00	0.00	0.00
2020-02-15 16:00:01	0	0.00	0.00	0.00
2020-02-15 17:00:01	0	0.00	0.00	0.00
2020-02-15 18:00:01	0	0.00	0.00	0.00
2020-02-15 19:00:01	0	0.00	0.00	0.00
2020-02-15 20:00:01	0	0.00	0.00	0.00
2020-02-15 21:00:01	0	0.00	0.00	0.00
2020-02-15 22:00:01	0	0.00	0.00	0.00
2020-02-15 23:00:01	0	0.00	0.00	0.00
2020-02-16 00:00:01	0	0.00	0.00	0.00
2020-02-16 01:00:01	0	0.00	0.00	0.00
2020-02-16 02:00:01	0	0.00	0.00	0.00
2020-02-16 03:00:01	0	0.00	0.00	0.00
2020-02-16 04:00:01	0	0.00	0.00	0.00
2020-02-16 05:00:01	0	0.00	0.00	0.00
2020-02-16 06:00:01	0	0.00	0.00	0.00
2020-02-16 07:00:01	0	0.00	0.00	0.00
2020-02-16 08:00:01	0	0.00	0.00	0.00
2020-02-16 09:00:01	0	0.00	0.00	0.00
2020-02-16 10:00:01	0	0.00	0.00	0.00
2020-02-16 11:00:01	0	0.00	0.00	0.00
2020-02-16 12:00:01	0	0.00	0.00	0.00
2020-02-16 13:00:01	0	0.00	0.00	0.00
2020-02-16 14:00:01	0	0.00	0.00	0.00
2020-02-16 15:00:01	0	0.00	0.00	0.00
2020-02-16 16:00:01	0	0.00	0.00	0.00
2020-02-16 17:00:01	0	0.00	0.00	0.00
2020-02-16 18:00:01	0	0.00	0.00	0.00
2020-02-16 19:00:01	0	0.00	0.00	0.00
2020-02-16 20:00:01	0	0.00	0.00	0.00
2020-02-16 21:00:01	0	0.00	0.00	0.00
2020-02-16 22:00:01	0	0.00	0.00	0.00
2020-02-16 23:00:01	0	0.00	0.00	0.00
2020-02-17 00:00:01	0	0.00	0.00	0.00

Date/Time	Ammonia to burner (yes/no)	Corrected NOx (NO2)	Corrected NH3	Corrected N2O
		mg/m ³	mg/m ³	mg/m ³
2020-02-17 01:00:01	0	0.00	0.00	0.00
2020-02-17 02:00:01	0	0.00	0.00	0.00
2020-02-17 03:00:01	0	0.00	0.00	0.00
2020-02-17 04:00:01	0	0.00	0.00	0.00
2020-02-17 05:00:01	0	0.00	0.00	0.00
2020-02-17 06:00:01	0	0.00	0.00	0.00
2020-02-17 07:00:01	0	0.00	0.00	0.00
2020-02-17 08:00:01	0	0.00	0.00	0.00
2020-02-17 09:00:01	0	0.00	0.00	0.00
2020-02-17 10:00:01	0	0.00	0.00	0.00
2020-02-17 11:00:01	0	0.00	0.00	0.00
2020-02-17 12:00:01	0	0.00	0.00	0.00
2020-02-17 13:00:01	0	0.00	0.00	0.00
2020-02-17 14:00:01	0	0.00	0.00	0.00
2020-02-17 15:00:01	0	0.00	0.00	0.00
2020-02-17 16:00:01	0	0.00	0.00	0.00
2020-02-17 17:00:01	0	0.00	0.00	0.00
2020-02-17 18:00:01	0	0.00	0.00	0.00
2020-02-17 19:00:01	0	0.00	0.00	0.00
2020-02-17 20:00:01	0	0.00	0.00	0.00
2020-02-17 21:00:01	0	0.00	0.00	0.00
2020-02-17 22:00:01	0	0.00	0.00	0.00
2020-02-17 23:00:01	0	0.00	0.00	0.00
2020-02-18 00:00:01	0	0.00	0.00	0.00
2020-02-18 01:00:01	0	0.00	0.00	0.00
2020-02-18 02:00:01	0	0.00	0.00	0.00
2020-02-18 03:00:01	0	0.00	0.00	0.00
2020-02-18 04:00:01	0	0.00	0.00	0.00
2020-02-18 05:00:01	0	0.00	0.00	0.00
2020-02-18 06:00:01	0	0.00	0.00	0.00
2020-02-18 07:00:01	0	0.00	0.00	0.00
2020-02-18 08:00:01	0	0.00	0.00	0.00
2020-02-18 09:00:01	0	0.00	0.00	0.00
2020-02-18 10:00:01	0	0.00	0.00	0.00
2020-02-18 11:00:01	0	0.00	0.00	0.00
2020-02-18 12:00:01	0	0.00	0.00	0.00
2020-02-18 13:00:01	0	0.00	0.00	0.00
2020-02-18 14:00:01	0	0.00	0.00	0.00
2020-02-18 15:00:01	0	0.00	0.00	0.00
2020-02-18 16:00:01	0	0.00	0.00	0.00
2020-02-18 17:00:01	0	0.00	0.00	0.00
2020-02-18 18:00:01	0	0.00	0.00	0.00

Date/Time	Ammonia to burner (yes/no)	Corrected NOx (NO2)	Corrected NH3	Corrected N2O
		mg/m ³	mg/m ³	mg/m ³
2020-02-18 19:00:01	0	0.00	0.00	0.00
2020-02-18 20:00:01	0	0.00	0.00	0.00
2020-02-18 21:00:01	0	0.00	0.00	0.00
2020-02-18 22:00:01	0	0.00	0.00	0.00
2020-02-18 23:00:01	0	0.00	0.00	0.00
2020-02-19 00:00:01	0	0.00	0.00	0.00
2020-02-19 01:00:01	0	0.00	0.00	0.00
2020-02-19 02:00:01	0	0.00	0.00	0.00
2020-02-19 03:00:01	0	0.00	0.00	0.00
2020-02-19 04:00:01	0	0.00	0.00	0.00
2020-02-19 05:00:01	0	0.00	0.00	0.00
2020-02-19 06:00:01	0	0.00	0.00	0.00
2020-02-19 07:00:01	0	0.00	0.00	0.00
2020-02-19 08:00:01	0	0.00	0.00	0.00
2020-02-19 09:00:01	0	0.00	0.00	0.00
2020-02-19 10:00:01	0	0.00	0.00	0.00
2020-02-19 11:00:01	0	0.00	0.00	0.00
2020-02-19 12:00:01	0	0.00	0.00	0.00
2020-02-19 13:00:01	0	0.00	0.00	0.00
2020-02-19 14:00:01	0	0.00	0.00	0.00
2020-02-19 15:00:01	0	0.00	0.00	0.00
2020-02-19 16:00:01	0	0.00	0.00	0.00
2020-02-19 17:00:01	0	0.00	0.00	0.00
2020-02-19 18:00:01	0	0.00	0.00	0.00
2020-02-19 19:00:01	0	0.00	0.00	0.00
2020-02-19 20:00:01	0	0.00	0.00	0.00
2020-02-19 21:00:01	0	0.00	0.00	0.00
2020-02-19 22:00:01	0	0.00	0.00	0.00
2020-02-19 23:00:01	0	0.00	0.00	0.00
2020-02-20 00:00:01	0	0.00	0.00	0.00
2020-02-20 01:00:01	0	0.00	0.00	0.00
2020-02-20 02:00:01	0	0.00	0.00	0.00
2020-02-20 03:00:01	0	0.00	0.00	0.00
2020-02-20 04:00:01	0	0.00	0.00	0.00
2020-02-20 05:00:01	0	0.00	0.00	0.00
2020-02-20 06:00:01	0	0.00	0.00	0.00
2020-02-20 07:00:01	0	0.00	0.00	0.00
2020-02-20 08:00:01	0	0.00	0.00	0.00
2020-02-20 09:00:01	0	0.00	0.00	0.00
2020-02-20 10:00:01	0	0.00	0.00	0.00
2020-02-20 11:00:01	0	0.00	0.00	0.00
2020-02-20 12:00:01	0	0.00	0.00	0.00

Date/Time	Ammonia to burner (yes/no)	Corrected NOx (NO2)	Corrected NH3	Corrected N2O
		mg/m ³	mg/m ³	mg/m ³
2020-02-20 13:00:01	0	0.00	0.00	0.00
2020-02-20 14:00:01	0	0.00	0.00	0.00
2020-02-20 15:00:01	0	0.00	0.00	0.00
2020-02-20 16:00:01	0	0.00	0.00	0.00
2020-02-20 17:00:01	0	0.00	0.00	0.00
2020-02-20 18:00:01	0	0.00	0.00	0.00
2020-02-20 19:00:01	0	0.00	0.00	0.00
2020-02-20 20:00:01	0	0.00	0.00	0.00
2020-02-20 21:00:01	0	0.00	0.00	0.00
2020-02-20 22:00:01	0	0.00	0.00	0.00
2020-02-20 23:00:01	0	0.00	0.00	0.00
2020-02-21 00:00:01	0	0.00	0.00	0.00
2020-02-21 01:00:01	0	0.00	0.00	0.00
2020-02-21 02:00:01	0	0.00	0.00	0.00
2020-02-21 03:00:01	0	0.00	0.00	0.00
2020-02-21 04:00:01	0	0.00	0.00	0.00
2020-02-21 05:00:01	0	0.00	0.00	0.00
2020-02-21 06:00:01	0	0.00	0.00	0.00
2020-02-21 07:00:01	0	0.00	0.00	0.00
2020-02-21 08:00:01	0	0.00	0.00	0.00
2020-02-21 09:00:01	0	0.00	0.00	0.00
2020-02-21 10:00:01	0	0.00	0.00	0.00
2020-02-21 11:00:01	0	0.00	0.00	0.00
2020-02-21 12:00:01	0	0.00	0.00	0.00
2020-02-21 13:00:01	0	0.00	0.00	0.00
2020-02-21 14:00:01	0	0.00	0.00	0.00
2020-02-21 15:00:01	0	0.00	0.00	0.00
2020-02-21 16:00:01	0	0.00	0.00	0.00
2020-02-21 17:00:01	0	0.00	0.00	0.00
2020-02-21 18:00:01	0	0.00	0.00	0.00
2020-02-21 19:00:01	0	0.00	0.00	0.00
2020-02-21 20:00:01	0	0.00	0.00	0.00
2020-02-21 21:00:01	0	0.00	0.00	0.00
2020-02-21 22:00:01	0	0.00	0.00	0.00
2020-02-21 23:00:01	0	0.00	0.00	0.00
2020-02-22 00:00:01	0	0.00	0.00	0.00
2020-02-22 01:00:01	0	0.00	0.00	0.00
2020-02-22 02:00:01	0	0.00	0.00	0.00
2020-02-22 03:00:01	0	0.00	0.00	0.00
2020-02-22 04:00:01	0	0.00	0.00	0.00
2020-02-22 05:00:01	0	0.00	0.00	0.00
2020-02-22 06:00:01	0	0.00	0.00	0.00

Date/Time	Ammonia to burner (yes/no)	Corrected NOx (NO2)	Corrected NH3	Corrected N2O
		mg/m ³	mg/m ³	mg/m ³
2020-02-22 07:00:01	0	0.00	0.00	0.00
2020-02-22 08:00:01	0	0.00	0.00	0.00
2020-02-22 09:00:01	0	0.00	0.00	0.00
2020-02-22 10:00:01	0	0.00	0.00	0.00
2020-02-22 11:00:01	0	0.00	0.00	0.00
2020-02-22 12:00:01	0	0.00	0.00	0.00
2020-02-22 13:00:01	0	0.00	0.00	0.00
2020-02-22 14:00:01	0	0.00	0.00	0.00
2020-02-22 15:00:01	0	0.00	0.00	0.00
2020-02-22 16:00:01	0	0.00	0.00	0.00
2020-02-22 17:00:01	0	0.00	0.00	0.00
2020-02-22 18:00:01	0	0.00	0.00	0.00
2020-02-22 19:00:01	0	0.00	0.00	0.00
2020-02-22 20:00:01	0	0.00	0.00	0.00
2020-02-22 21:00:01	0	0.00	0.00	0.00
2020-02-22 22:00:01	0	0.00	0.00	0.00
2020-02-22 23:00:01	0	0.00	0.00	0.00
2020-02-23 00:00:01	0	0.00	0.00	0.00
2020-02-23 01:00:01	0	0.00	0.00	0.00
2020-02-23 02:00:01	0	0.00	0.00	0.00
2020-02-23 03:00:01	0	0.00	0.00	0.00
2020-02-23 04:00:01	0	0.00	0.00	0.00
2020-02-23 05:00:01	0	0.00	0.00	0.00
2020-02-23 06:00:01	0	0.00	0.00	0.00
2020-02-23 07:00:01	0	0.00	0.00	0.00
2020-02-23 08:00:01	0	0.00	0.00	0.00
2020-02-23 09:00:01	0	0.00	0.00	0.00
2020-02-23 10:00:01	0	0.00	0.00	0.00
2020-02-23 11:00:01	0	0.00	0.00	0.00
2020-02-23 12:00:01	0	0.00	0.00	0.00
2020-02-23 13:00:01	0	0.00	0.00	0.00
2020-02-23 14:00:01	0	0.00	0.00	0.00
2020-02-23 15:00:01	0	0.00	0.00	0.00
2020-02-23 16:00:01	0	0.00	0.00	0.00
2020-02-23 17:00:01	0	0.00	0.00	0.00
2020-02-23 18:00:01	0	0.00	0.00	0.00
2020-02-23 19:00:01	0	0.00	0.00	0.00
2020-02-23 20:00:01	0	0.00	0.00	0.00
2020-02-23 21:00:01	0	0.00	0.00	0.00
2020-02-23 22:00:01	0	0.00	0.00	0.00
2020-02-23 23:00:01	0	0.00	0.00	0.00
2020-02-24 00:00:01	0	0.00	0.00	0.00

Date/Time	Ammonia to burner (yes/no)	Corrected NOx (NO2)	Corrected NH3	Corrected N2O
		mg/m ³	mg/m ³	mg/m ³
2020-02-24 01:00:01	0	0.00	0.00	0.00
2020-02-24 02:00:01	0	0.00	0.00	0.00
2020-02-24 03:00:01	0	0.00	0.00	0.00
2020-02-24 04:00:01	0	0.00	0.00	0.00
2020-02-24 05:00:01	0	0.00	0.00	0.00
2020-02-24 06:00:01	0	0.00	0.00	0.00
2020-02-24 07:00:01	0	0.00	0.00	0.00
2020-02-24 08:00:01	0	0.00	0.00	0.00
2020-02-24 09:00:01	0	0.00	0.00	0.00
2020-02-24 10:00:01	0	0.00	0.00	0.00
2020-02-24 11:00:01	0	0.00	0.00	0.00
2020-02-24 12:00:01	0	0.00	0.00	0.00
2020-02-24 13:00:01	0	0.00	0.00	0.00
2020-02-24 14:00:01	0	0.00	0.00	0.00
2020-02-24 15:00:01	0	0.00	0.00	0.00
2020-02-24 16:00:01	0	0.00	0.00	0.00
2020-02-24 17:00:01	0	0.00	0.00	0.00
2020-02-24 18:00:01	0	0.00	0.00	0.00
2020-02-24 19:00:01	0	0.00	0.00	0.00
2020-02-24 20:00:01	0	0.00	0.00	0.00
2020-02-24 21:00:01	0	0.00	0.00	0.00
2020-02-24 22:00:01	0	0.00	0.00	0.00
2020-02-24 23:00:01	0	0.00	0.00	0.00
2020-02-25 00:00:01	0	0.00	0.00	0.00
2020-02-25 01:00:01	0	0.00	0.00	0.00
2020-02-25 02:00:01	0	0.00	0.00	0.00
2020-02-25 03:00:01	0	0.00	0.00	0.00
2020-02-25 04:00:01	0	0.00	0.00	0.00
2020-02-25 05:00:01	0	0.00	0.00	0.00
2020-02-25 06:00:01	0	0.00	0.00	0.00
2020-02-25 07:00:01	0	0.00	0.00	0.00
2020-02-25 08:00:01	0	0.00	0.00	0.00
2020-02-25 09:00:01	0	0.00	0.00	0.00
2020-02-25 10:00:01	0	0.00	0.00	0.00
2020-02-25 11:00:01	0	0.00	0.00	0.00
2020-02-25 12:00:01	0	0.00	0.00	0.00
2020-02-25 13:00:01	0	0.00	0.00	0.00
2020-02-25 14:00:01	0	0.00	0.00	0.00
2020-02-25 15:00:01	0	0.00	0.00	0.00
2020-02-25 16:00:01	0	0.00	0.00	0.00
2020-02-25 17:00:01	0	0.00	0.00	0.00
2020-02-25 18:00:01	0	0.00	0.00	0.00

Date/Time	Ammonia to burner (yes/no)	Corrected NOx (NO2)	Corrected NH3	Corrected N2O
		mg/m ³	mg/m ³	mg/m ³
2020-02-25 19:00:01	0	0.00	0.00	0.00
2020-02-25 20:00:01	0	0.00	0.00	0.00
2020-02-25 21:00:01	0	0.00	0.00	0.00
2020-02-25 22:00:01	0	0.00	0.00	0.00
2020-02-25 23:00:01	0	0.00	0.00	0.00
2020-02-26 00:00:01	0	0.00	0.00	0.00
2020-02-26 01:00:01	0	0.00	0.00	0.00
2020-02-26 02:00:01	0	0.00	0.00	0.00
2020-02-26 03:00:01	0	0.00	0.00	0.00
2020-02-26 04:00:01	0	0.00	0.00	0.00
2020-02-26 05:00:01	0	0.00	0.00	0.00
2020-02-26 06:00:01	0	0.00	0.00	0.00
2020-02-26 07:00:01	0	0.00	0.00	0.00
2020-02-26 08:00:01	0	0.00	0.00	0.00
2020-02-26 09:00:01	0	0.00	0.00	0.00
2020-02-26 10:00:01	0	0.00	0.00	0.00
2020-02-26 11:00:01	0	0.00	0.00	0.00
2020-02-26 12:00:01	0	0.00	0.00	0.00
2020-02-26 13:00:01	0	0.00	0.00	0.00
2020-02-26 14:00:01	0	0.00	0.00	0.00
2020-02-26 15:00:01	0	0.00	0.00	0.00
2020-02-26 16:00:01	0	0.00	0.00	0.00
2020-02-26 17:00:01	0	0.00	0.00	0.00
2020-02-26 18:00:01	0	0.00	0.00	0.00
2020-02-26 19:00:01	0	0.00	0.00	0.00
2020-02-26 20:00:01	0	0.00	0.00	0.00
2020-02-26 21:00:01	0	0.00	0.00	0.00
2020-02-26 22:00:01	0	0.00	0.00	0.00
2020-02-26 23:00:01	0	0.00	0.00	0.00
2020-02-27 00:00:01	0	0.00	0.00	0.00
2020-02-27 01:00:01	0	0.00	0.00	0.00
2020-02-27 02:00:01	0	0.00	0.00	0.00
2020-02-27 03:00:01	0	0.00	0.00	0.00
2020-02-27 04:00:01	0	0.00	0.00	0.00
2020-02-27 05:00:01	0	0.00	0.00	0.00
2020-02-27 06:00:01	0	0.00	0.00	0.00
2020-02-27 07:00:01	0	0.00	0.00	0.00
2020-02-27 08:00:01	0	0.00	0.00	0.00
2020-02-27 09:00:01	0	0.00	0.00	0.00
2020-02-27 10:00:01	0	0.00	0.00	0.00
2020-02-27 11:00:01	0	0.00	0.00	0.00
2020-02-27 12:00:01	0	0.00	0.00	0.00

Date/Time	Ammonia to burner (yes/no)	Corrected NOx (NO2)	Corrected NH3	Corrected N2O
		mg/m ³	mg/m ³	mg/m ³
2020-02-27 13:00:01	0	0.00	0.00	0.00
2020-02-27 14:00:01	0	0.00	0.00	0.00
2020-02-27 15:00:01	0	0.00	0.00	0.00
2020-02-27 16:00:01	0	0.00	0.00	0.00
2020-02-27 17:00:01	0	0.00	0.00	0.00
2020-02-27 18:00:01	0	0.00	0.00	0.00
2020-02-27 19:00:01	0	0.00	0.00	0.00
2020-02-27 20:00:01	0	0.00	0.00	0.00
2020-02-27 21:00:01	0	0.00	0.00	0.00
2020-02-27 22:00:01	0	0.00	0.00	0.00
2020-02-27 23:00:01	0	0.00	0.00	0.00
2020-02-28 00:00:01	0	0.00	0.00	0.00
2020-02-28 01:00:01	0	0.00	0.00	0.00
2020-02-28 02:00:01	0	0.00	0.00	0.00
2020-02-28 03:00:01	0	0.00	0.00	0.00
2020-02-28 04:00:01	0	0.00	0.00	0.00
2020-02-28 05:00:01	0	0.00	0.00	0.00
2020-02-28 06:00:01	0	0.00	0.00	0.00
2020-02-28 07:00:01	0	0.00	0.00	0.00
2020-02-28 08:00:01	0	0.00	0.00	0.00
2020-02-28 09:00:01	0	0.00	0.00	0.00
2020-02-28 10:00:01	0	0.00	0.00	0.00
2020-02-28 11:00:01	0	0.00	0.00	0.00
2020-02-28 12:00:01	0	0.00	0.00	0.00
2020-02-28 13:00:01	0	0.00	0.00	0.00
2020-02-28 14:00:01	0	0.00	0.00	0.00
2020-02-28 15:00:01	0	0.00	0.00	0.00
2020-02-28 16:00:01	0	0.00	0.00	0.00
2020-02-28 17:00:01	0	0.00	0.00	0.00
2020-02-28 18:00:01	0	0.00	0.00	0.00
2020-02-28 19:00:01	0	0.00	0.00	0.00
2020-02-28 20:00:01	0	0.00	0.00	0.00
2020-02-28 21:00:01	0	0.00	0.00	0.00
2020-02-28 22:00:01	0	0.00	0.00	0.00
2020-02-28 23:00:01	0	0.00	0.00	0.00
2020-02-29 00:00:01	0	0.00	0.00	0.00
2020-02-29 01:00:01	0	0.00	0.00	0.00
2020-02-29 02:00:01	0	0.00	0.00	0.00
2020-02-29 03:00:01	0	0.00	0.00	0.00
2020-02-29 04:00:01	0	0.00	0.00	0.00
2020-02-29 05:00:01	0	0.00	0.00	0.00
2020-02-29 06:00:01	0	0.00	0.00	0.00

Date/Time	Ammonia to burner (yes/no)	Corrected NOx (NO2)	Corrected NH3	Corrected N2O
		mg/m ³	mg/m ³	mg/m ³
2020-02-29 07:00:01	0	0.00	0.00	0.00
2020-02-29 08:00:01	0	0.00	0.00	0.00
2020-02-29 09:00:01	0	0.00	0.00	0.00
2020-02-29 10:00:01	0	0.00	0.00	0.00
2020-02-29 11:00:01	0	0.00	0.00	0.00
2020-02-29 12:00:01	0	0.00	0.00	0.00
2020-02-29 13:00:01	0	0.00	0.00	0.00
2020-02-29 14:00:01	0	0.00	0.00	0.00
2020-02-29 15:00:01	0	0.00	0.00	0.00
2020-02-29 16:00:01	0	0.00	0.00	0.00
2020-02-29 17:00:01	0	0.00	0.00	0.00
2020-02-29 18:00:01	0	0.00	0.00	0.00
2020-02-29 19:00:01	0	0.00	0.00	0.00
2020-02-29 20:00:01	0	0.00	0.00	0.00
2020-02-29 21:00:01	0	0.00	0.00	0.00
2020-02-29 22:00:01	0	0.00	0.00	0.00
2020-02-29 23:00:01	0	0.00	0.00	0.00
2020-03-01 00:00:01	0	0.00	0.00	0.00
2020-03-01 01:00:01	0	0.00	0.00	0.00
2020-03-01 02:00:01	0	0.00	0.00	0.00
2020-03-01 03:00:01	0	0.00	0.00	0.00
2020-03-01 04:00:01	0	0.00	0.00	0.00
2020-03-01 05:00:01	0	0.00	0.00	0.00
2020-03-01 06:00:01	0	0.00	0.00	0.00
2020-03-01 07:00:01	0	0.00	0.00	0.00
2020-03-01 08:00:01	0	0.00	0.00	0.00
2020-03-01 09:00:01	0	0.00	0.00	0.00
2020-03-01 10:00:01	0	0.00	0.00	0.00
2020-03-01 11:00:01	0	0.00	0.00	0.00
2020-03-01 12:00:01	0	0.00	0.00	0.00
2020-03-01 13:00:01	0	0.00	0.00	0.00
2020-03-01 14:00:01	0	0.00	0.00	0.00
2020-03-01 15:00:01	0	0.00	0.00	0.00
2020-03-01 16:00:01	0	0.00	0.00	0.00
2020-03-01 17:00:01	0	0.00	0.00	0.00
2020-03-01 18:00:01	0	0.00	0.00	0.00
2020-03-01 19:00:01	0	0.00	0.00	0.00
2020-03-01 20:00:01	0	0.00	0.00	0.00
2020-03-01 21:00:01	0	0.00	0.00	0.00
2020-03-01 22:00:01	0	0.00	0.00	0.00
2020-03-01 23:00:01	0	0.00	0.00	0.00
2020-03-02 00:00:01	0	0.00	0.00	0.00

Date/Time	Ammonia to burner (yes/no)	Corrected NOx (NO2)	Corrected NH3	Corrected N2O
		mg/m ³	mg/m ³	mg/m ³
2020-03-02 01:00:01	0	0.00	0.00	0.00
2020-03-02 02:00:01	0	0.00	0.00	0.00
2020-03-02 03:00:01	0	0.00	0.00	0.00
2020-03-02 04:00:01	0	0.00	0.00	0.00
2020-03-02 05:00:01	0	0.00	0.00	0.00
2020-03-02 06:00:01	0	0.00	0.00	0.00
2020-03-02 07:00:01	0	0.00	0.00	0.00
2020-03-02 08:00:01	0	0.00	0.00	0.00
2020-03-02 09:00:01	0	0.00	0.00	0.00
2020-03-02 10:00:01	0	0.00	0.00	0.00
2020-03-02 11:00:01	0	0.00	0.00	0.00
2020-03-02 12:00:01	0	0.00	0.00	0.00
2020-03-02 13:00:01	0	0.00	0.00	0.00
2020-03-02 14:00:01	0	0.00	0.00	0.00
2020-03-02 15:00:01	0	0.00	0.00	0.00
2020-03-02 16:00:01	0	0.00	0.00	0.00
2020-03-02 17:00:01	0	0.00	0.00	0.00
2020-03-02 18:00:01	0	0.00	0.00	0.00
2020-03-02 19:00:01	0	0.00	0.00	0.00
2020-03-02 20:00:01	0	0.00	0.00	0.00
2020-03-02 21:00:01	0	0.00	0.00	0.00
2020-03-02 22:00:01	0	0.00	0.00	0.00
2020-03-02 23:00:01	0	0.00	0.00	0.00
2020-03-03 00:00:01	0	0.00	0.00	0.00
2020-03-03 01:00:01	0	0.00	0.00	0.00
2020-03-03 02:00:01	0	0.00	0.00	0.00
2020-03-03 03:00:01	0	0.00	0.00	0.00
2020-03-03 04:00:01	0	0.00	0.00	0.00
2020-03-03 05:00:01	0	0.00	0.00	0.00
2020-03-03 06:00:01	0	0.00	0.00	0.00
2020-03-03 07:00:01	0	0.00	0.00	0.00
2020-03-03 08:00:01	0	0.00	0.00	0.00
2020-03-03 09:00:01	0	0.00	0.00	0.00
2020-03-03 10:00:01	0	0.00	0.00	0.00
2020-03-03 11:00:01	0	0.00	0.00	0.00
2020-03-03 12:00:01	0	0.00	0.00	0.00
2020-03-03 13:00:01	0	0.00	0.00	0.00
2020-03-03 14:00:01	0	0.00	0.00	0.00
2020-03-03 15:00:01	0	0.00	0.00	0.00
2020-03-03 16:00:01	0	0.00	0.00	0.00
2020-03-03 17:00:01	0	0.00	0.00	0.00
2020-03-03 18:00:01	0	0.00	0.00	0.00

Date/Time	Ammonia to burner (yes/no)	Corrected NOx (NO2)	Corrected NH3	Corrected N2O
		mg/m ³	mg/m ³	mg/m ³
2020-03-03 19:00:01	0	0.00	0.00	0.00
2020-03-03 20:00:01	0	0.00	0.00	0.00
2020-03-03 21:00:01	0	0.00	0.00	0.00
2020-03-03 22:00:01	0	0.00	0.00	0.00
2020-03-03 23:00:01	0	0.00	0.00	0.00
2020-03-04 00:00:01	0	0.00	0.00	0.00
2020-03-04 01:00:01	0	0.00	0.00	0.00
2020-03-04 02:00:01	0	0.00	0.00	0.00
2020-03-04 03:00:01	0	0.00	0.00	0.00
2020-03-04 04:00:01	0	0.00	0.00	0.00
2020-03-04 05:00:01	0	0.00	0.00	0.00
2020-03-04 06:00:01	0	0.00	0.00	0.00
2020-03-04 07:00:01	0	0.00	0.00	0.00
2020-03-04 08:00:01	0	0.00	0.00	0.00
2020-03-04 09:00:01	0	0.00	0.00	0.00
2020-03-04 10:00:01	0	0.00	0.00	0.00
2020-03-04 11:00:01	0	0.00	0.00	0.00
2020-03-04 12:00:01	0	0.00	0.00	0.00
2020-03-04 13:00:01	0	0.00	0.00	0.00
2020-03-04 14:00:01	0	0.00	0.00	0.00
2020-03-04 15:00:01	0	0.00	0.00	0.00
2020-03-04 16:00:01	0	0.00	0.00	0.00
2020-03-04 17:00:01	0	0.00	0.00	0.00
2020-03-04 18:00:01	0	0.00	0.00	0.00
2020-03-04 19:00:01	0	0.00	0.00	0.00
2020-03-04 20:00:01	0	0.00	0.00	0.00
2020-03-04 21:00:01	0	0.00	0.00	0.00
2020-03-04 22:00:01	0	0.00	0.00	0.00
2020-03-04 23:00:01	0	0.00	0.00	0.00
2020-03-05 00:00:01	0	0.00	0.00	0.00
2020-03-05 01:00:01	0	0.00	0.00	0.00
2020-03-05 02:00:01	0	0.00	0.00	0.00
2020-03-05 03:00:01	0	0.00	0.00	0.00
2020-03-05 04:00:01	0	0.00	0.00	0.00
2020-03-05 05:00:01	0	0.00	0.00	0.00
2020-03-05 06:00:01	0	0.00	0.00	0.00
2020-03-05 07:00:01	0	0.00	0.00	0.00
2020-03-05 08:00:01	0	0.00	0.00	0.00
2020-03-05 09:00:01	0	0.00	0.00	0.00
2020-03-05 10:00:01	0	0.00	0.00	0.00
2020-03-05 11:00:01	0	0.00	0.00	0.00
2020-03-05 12:00:01	0	0.00	0.00	0.00

Date/Time	Ammonia to burner (yes/no)	Corrected NOx (NO2)	Corrected NH3	Corrected N2O
		mg/m ³	mg/m ³	mg/m ³
2020-03-05 13:00:01	0	0.00	0.00	0.00
2020-03-05 14:00:01	0	0.00	0.00	0.00
2020-03-05 15:00:01	0	0.00	0.00	0.00
2020-03-05 16:00:01	0	0.00	0.00	0.00
2020-03-05 17:00:01	0	0.00	0.00	0.00
2020-03-05 18:00:01	0	0.00	0.00	0.00
2020-03-05 19:00:01	0	0.00	0.00	0.00
2020-03-05 20:00:01	0	0.00	0.00	0.00
2020-03-05 21:00:01	0	0.00	0.00	0.00
2020-03-05 22:00:01	0	0.00	0.00	0.00
2020-03-05 23:00:01	0	0.00	0.00	0.00
2020-03-06 00:00:01	0	0.00	0.00	0.00
2020-03-06 01:00:01	0	0.00	0.00	0.00
2020-03-06 02:00:01	0	0.00	0.00	0.00
2020-03-06 03:00:01	0	0.00	0.00	0.00
2020-03-06 04:00:01	0	0.00	0.00	0.00
2020-03-06 05:00:01	0	0.00	0.00	0.00
2020-03-06 06:00:01	0	0.00	0.00	0.00
2020-03-06 07:00:01	0	0.00	0.00	0.00
2020-03-06 08:00:01	0	0.00	0.00	0.00
2020-03-06 09:00:01	0	0.00	0.00	0.00
2020-03-06 10:00:01	0	0.00	0.00	0.00
2020-03-06 11:00:01	0	0.00	0.00	0.00
2020-03-06 12:00:01	0	0.00	0.00	0.00
2020-03-06 13:00:01	0	0.00	0.00	0.00
2020-03-06 14:00:01	0	0.00	0.00	0.00
2020-03-06 15:00:01	0	0.00	0.00	0.00
2020-03-06 16:00:01	0	0.00	0.00	0.00
2020-03-06 17:00:01	0	0.00	0.00	0.00
2020-03-06 18:00:01	0	0.00	0.00	0.00
2020-03-06 19:00:01	0	0.00	0.00	0.00
2020-03-06 20:00:01	0	0.00	0.00	0.00
2020-03-06 21:00:01	0	0.00	0.00	0.00
2020-03-06 22:00:01	0	0.00	0.00	0.00
2020-03-06 23:00:01	0	0.00	0.00	0.00
2020-03-07 00:00:01	0	0.00	0.00	0.00
2020-03-07 01:00:01	0	0.00	0.00	0.00
2020-03-07 02:00:01	0	0.00	0.00	0.00
2020-03-07 03:00:01	0	0.00	0.00	0.00
2020-03-07 04:00:01	0	0.00	0.00	0.00
2020-03-07 05:00:01	0	0.00	0.00	0.00
2020-03-07 06:00:01	0	0.00	0.00	0.00

Date/Time	Ammonia to burner (yes/no)	Corrected NOx (NO2)	Corrected NH3	Corrected N2O
		mg/m ³	mg/m ³	mg/m ³
2020-03-07 07:00:01	0	0.00	0.00	0.00
2020-03-07 08:00:01	0	0.00	0.00	0.00
2020-03-07 09:00:01	0	0.00	0.00	0.00
2020-03-07 10:00:01	0	0.00	0.00	0.00
2020-03-07 11:00:01	0	0.00	0.00	0.00
2020-03-07 12:00:01	0	0.00	0.00	0.00
2020-03-07 13:00:01	0	0.00	0.00	0.00
2020-03-07 14:00:01	0	0.00	0.00	0.00
2020-03-07 15:00:01	0	0.00	0.00	0.00
2020-03-07 16:00:01	0	0.00	0.00	0.00
2020-03-07 17:00:01	0	0.00	0.00	0.00
2020-03-07 18:00:01	0	0.00	0.00	0.00
2020-03-07 19:00:01	0	0.00	0.00	0.00
2020-03-07 20:00:01	0	0.00	0.00	0.00
2020-03-07 21:00:01	0	0.00	0.00	0.00
2020-03-07 22:00:01	0	0.00	0.00	0.00
2020-03-07 23:00:01	0	0.00	0.00	0.00
2020-03-08 00:00:01	0	0.00	0.00	0.00
2020-03-08 01:00:01	0	0.00	0.00	0.00
2020-03-08 02:00:01	0	0.00	0.00	0.00
2020-03-08 03:00:01	0	0.00	0.00	0.00
2020-03-08 04:00:01	0	0.00	0.00	0.00
2020-03-08 05:00:01	0	0.00	0.00	0.00
2020-03-08 06:00:01	0	0.00	0.00	0.00
2020-03-08 07:00:01	0	0.00	0.00	0.00
2020-03-08 08:00:01	0	0.00	0.00	0.00
2020-03-08 09:00:01	0	0.00	0.00	0.00
2020-03-08 10:00:01	0	0.00	0.00	0.00
2020-03-08 11:00:01	0	0.00	0.00	0.00
2020-03-08 12:00:01	0	0.00	0.00	0.00
2020-03-08 13:00:01	0	0.00	0.00	0.00
2020-03-08 14:00:01	0	0.00	0.00	0.00
2020-03-08 15:00:01	0	0.00	0.00	0.00
2020-03-08 16:00:01	0	0.00	0.00	0.00
2020-03-08 17:00:01	0	0.00	0.00	0.00
2020-03-08 18:00:01	0	0.00	0.00	0.00
2020-03-08 19:00:01	0	0.00	0.00	0.00
2020-03-08 20:00:01	0	0.00	0.00	0.00
2020-03-08 21:00:01	0	0.00	0.00	0.00
2020-03-08 22:00:01	0	0.00	0.00	0.00
2020-03-08 23:00:01	0	0.00	0.00	0.00
2020-03-09 00:00:01	0	0.00	0.00	0.00

Date/Time	Ammonia to burner (yes/no)	Corrected NOx (NO2)	Corrected NH3	Corrected N2O
		mg/m ³	mg/m ³	mg/m ³
2020-03-09 01:00:01	0	0.00	0.00	0.00
2020-03-09 02:00:01	0	0.00	0.00	0.00
2020-03-09 03:00:01	0	0.00	0.00	0.00
2020-03-09 04:00:01	0	0.00	0.00	0.00
2020-03-09 05:00:01	0	0.00	0.00	0.00
2020-03-09 06:00:01	0	0.00	0.00	0.00
2020-03-09 07:00:01	0	0.00	0.00	0.00
2020-03-09 08:00:01	0	0.00	0.00	0.00
2020-03-09 09:00:01	0	0.00	0.00	0.00
2020-03-09 10:00:01	0	0.00	0.00	0.00
2020-03-09 11:00:01	0	0.00	0.00	0.00
2020-03-09 12:00:01	0	0.00	0.00	0.00
2020-03-09 13:00:01	0	0.00	0.00	0.00
2020-03-09 14:00:01	0	0.00	0.00	0.00
2020-03-09 15:00:01	0	0.00	0.00	0.00
2020-03-09 16:00:01	0	0.00	0.00	0.00
2020-03-09 17:00:01	0	0.00	0.00	0.00
2020-03-09 18:00:01	0	0.00	0.00	0.00
2020-03-09 19:00:01	0	0.00	0.00	0.00
2020-03-09 20:00:01	0	0.00	0.00	0.00
2020-03-09 21:00:01	0	0.00	0.00	0.00
2020-03-09 22:00:01	0	0.00	0.00	0.00
2020-03-09 23:00:01	0	0.00	0.00	0.00
2020-03-10 00:00:01	0	0.00	0.00	0.00
2020-03-10 01:00:01	0	0.00	0.00	0.00
2020-03-10 02:00:01	0	0.00	0.00	0.00
2020-03-10 03:00:01	0	0.00	0.00	0.00
2020-03-10 04:00:01	0	0.00	0.00	0.00
2020-03-10 05:00:01	0	0.00	0.00	0.00
2020-03-10 06:00:01	0	0.00	0.00	0.00
2020-03-10 07:00:01	0	0.00	0.00	0.00
2020-03-10 08:00:01	0	0.00	0.00	0.00
2020-03-10 09:00:01	0	0.00	0.00	0.00
2020-03-10 10:00:01	0	0.00	0.00	0.00
2020-03-10 11:00:01	0	0.00	0.00	0.00
2020-03-10 12:00:01	0	0.00	0.00	0.00
2020-03-10 13:00:01	0	0.00	0.00	0.00
2020-03-10 14:00:01	0	0.00	0.00	0.00
2020-03-10 15:00:01	0	0.00	0.00	0.00
2020-03-10 16:00:01	0	0.00	0.00	0.00
2020-03-10 17:00:01	0	0.00	0.00	0.00
2020-03-10 18:00:01	0	0.00	0.00	0.00

Date/Time	Ammonia to burner (yes/no)	Corrected NOx (NO2)	Corrected NH3	Corrected N2O
		mg/m ³	mg/m ³	mg/m ³
2020-03-10 19:00:01	0	0.00	0.00	0.00
2020-03-10 20:00:01	0	0.00	0.00	0.00
2020-03-10 21:00:01	0	0.00	0.00	0.00
2020-03-10 22:00:01	0	0.00	0.00	0.00
2020-03-10 23:00:01	0	0.00	0.00	0.00
2020-03-11 00:00:01	0	0.00	0.00	0.00
2020-03-11 01:00:01	0	0.00	0.00	0.00
2020-03-11 02:00:01	0	0.00	0.00	0.00
2020-03-11 03:00:01	0	0.00	0.00	0.00
2020-03-11 04:00:01	0	0.00	0.00	0.00
2020-03-11 05:00:01	0	0.00	0.00	0.00
2020-03-11 06:00:01	0	0.00	0.00	0.00
2020-03-11 07:00:01	0	0.00	0.00	0.00
2020-03-11 08:00:01	0	0.00	0.00	0.00
2020-03-11 09:00:01	0	0.00	0.00	0.00
2020-03-11 10:00:01	0	0.00	0.00	0.00
2020-03-11 11:00:01	0	0.00	0.00	0.00
2020-03-11 12:00:01	0	0.00	0.00	0.00
2020-03-11 13:00:01	0	0.00	0.00	0.00
2020-03-11 14:00:01	0	0.00	0.00	0.00
2020-03-11 15:00:01	0	0.00	0.00	0.00
2020-03-11 16:00:01	0	0.00	0.00	0.00
2020-03-11 17:00:01	0	0.00	0.00	0.00
2020-03-11 18:00:01	0	0.00	0.00	0.00
2020-03-11 19:00:01	0	0.00	0.00	0.00
2020-03-11 20:00:01	0	0.00	0.00	0.00
2020-03-11 21:00:01	0	0.00	0.00	0.00
2020-03-11 22:00:01	0	0.00	0.00	0.00
2020-03-11 23:00:01	0	0.00	0.00	0.00
2020-03-12 00:00:01	0	0.00	0.00	0.00
2020-03-12 01:00:01	0	0.00	0.00	0.00
2020-03-12 02:00:01	0	0.00	0.00	0.00
2020-03-12 03:00:01	0	0.00	0.00	0.00
2020-03-12 04:00:01	0	0.00	0.00	0.00
2020-03-12 05:00:01	0	0.00	0.00	0.00
2020-03-12 06:00:01	0	0.00	0.00	0.00
2020-03-12 07:00:01	0	0.00	0.00	0.00
2020-03-12 08:00:01	0	0.00	0.00	0.00
2020-03-12 09:00:01	0	0.00	0.00	0.00
2020-03-12 10:00:01	0	0.00	0.00	0.00
2020-03-12 11:00:01	0	0.00	0.00	0.00
2020-03-12 12:00:01	0	0.00	0.00	0.00

Date/Time	Ammonia to burner (yes/no)	Corrected NOx (NO2)	Corrected NH3	Corrected N2O
		mg/m ³	mg/m ³	mg/m ³
2020-03-12 13:00:01	0	0.00	0.00	0.00
2020-03-12 14:00:01	0	0.00	0.00	0.00
2020-03-12 15:00:01	0	0.00	0.00	0.00
2020-03-12 16:00:01	0	0.00	0.00	0.00
2020-03-12 17:00:01	0	0.00	0.00	0.00
2020-03-12 18:00:01	0	0.00	0.00	0.00
2020-03-12 19:00:01	0	0.00	0.00	0.00
2020-03-12 20:00:01	0	0.00	0.00	0.00
2020-03-12 21:00:01	0	0.00	0.00	0.00
2020-03-12 22:00:01	0	0.00	0.00	0.00
2020-03-12 23:00:01	0	0.00	0.00	0.00
2020-03-13 00:00:01	0	0.00	0.00	0.00
2020-03-13 01:00:01	0	0.00	0.00	0.00
2020-03-13 02:00:01	0	0.00	0.00	0.00
2020-03-13 03:00:01	0	0.00	0.00	0.00
2020-03-13 04:00:01	0	0.00	0.00	0.00
2020-03-13 05:00:01	0	0.00	0.00	0.00
2020-03-13 06:00:01	0	0.00	0.00	0.00
2020-03-13 07:00:01	0	0.00	0.00	0.00
2020-03-13 08:00:01	0	0.00	0.00	0.00
2020-03-13 09:00:01	0	0.00	0.00	0.00
2020-03-13 10:00:01	0	0.00	0.00	0.00
2020-03-13 11:00:01	0	0.00	0.00	0.00
2020-03-13 12:00:01	0	0.00	0.00	0.00
2020-03-13 13:00:01	0	0.00	0.00	0.00
2020-03-13 14:00:01	0	0.00	0.00	0.00
2020-03-13 15:00:01	0	0.00	0.00	0.00
2020-03-13 16:00:01	0	0.00	0.00	0.00
2020-03-13 17:00:01	0	0.00	0.00	0.00
2020-03-13 18:00:01	0	0.00	0.00	0.00
2020-03-13 19:00:01	0	0.00	0.00	0.00
2020-03-13 20:00:01	0	0.00	0.00	0.00
2020-03-13 21:00:01	0	0.00	0.00	0.00
2020-03-13 22:00:01	0	0.00	0.00	0.00
2020-03-13 23:00:01	0	0.00	0.00	0.00
2020-03-14 00:00:01	0	0.00	0.00	0.00
2020-03-14 01:00:01	0	0.00	0.00	0.00
2020-03-14 02:00:01	0	0.00	0.00	0.00
2020-03-14 03:00:01	0	0.00	0.00	0.00
2020-03-14 04:00:01	0	0.00	0.00	0.00
2020-03-14 05:00:01	0	0.00	0.00	0.00
2020-03-14 06:00:01	0	0.00	0.00	0.00

Date/Time	Ammonia to burner (yes/no)	Corrected NOx (NO2)	Corrected NH3	Corrected N2O
		mg/m ³	mg/m ³	mg/m ³
2020-03-14 07:00:01	0	0.00	0.00	0.00
2020-03-14 08:00:01	0	0.00	0.00	0.00
2020-03-14 09:00:01	0	0.00	0.00	0.00
2020-03-14 10:00:01	0	0.00	0.00	0.00
2020-03-14 11:00:01	0	0.00	0.00	0.00
2020-03-14 12:00:01	0	0.00	0.00	0.00
2020-03-14 13:00:01	0	0.00	0.00	0.00
2020-03-14 14:00:01	0	0.00	0.00	0.00
2020-03-14 15:00:01	0	0.00	0.00	0.00
2020-03-14 16:00:01	0	0.00	0.00	0.00
2020-03-14 17:00:01	0	0.00	0.00	0.00
2020-03-14 18:00:01	0	0.00	0.00	0.00
2020-03-14 19:00:01	0	0.00	0.00	0.00
2020-03-14 20:00:01	0	0.00	0.00	0.00
2020-03-14 21:00:01	0	0.00	0.00	0.00
2020-03-14 22:00:01	0	0.00	0.00	0.00
2020-03-14 23:00:01	0	0.00	0.00	0.00
2020-03-15 00:00:01	0	0.00	0.00	0.00
2020-03-15 01:00:01	0	0.00	0.00	0.00
2020-03-15 02:00:01	0	0.00	0.00	0.00
2020-03-15 03:00:01	0	0.00	0.00	0.00
2020-03-15 04:00:01	0	0.00	0.00	0.00
2020-03-15 05:00:01	0	0.00	0.00	0.00
2020-03-15 06:00:01	0	0.00	0.00	0.00
2020-03-15 07:00:01	0	0.00	0.00	0.00
2020-03-15 08:00:01	0	0.00	0.00	0.00
2020-03-15 09:00:01	0	0.00	0.00	0.00
2020-03-15 10:00:01	0	0.00	0.00	0.00
2020-03-15 11:00:01	0	0.00	0.00	0.00
2020-03-15 12:00:01	0	0.00	0.00	0.00
2020-03-15 13:00:01	0	0.00	0.00	0.00
2020-03-15 14:00:01	0	0.00	0.00	0.00
2020-03-15 15:00:01	0	0.00	0.00	0.00
2020-03-15 16:00:01	0	0.00	0.00	0.00
2020-03-15 17:00:01	0	0.00	0.00	0.00
2020-03-15 18:00:01	0	0.00	0.00	0.00
2020-03-15 19:00:01	0	0.00	0.00	0.00
2020-03-15 20:00:01	0	0.00	0.00	0.00
2020-03-15 21:00:01	0	0.00	0.00	0.00
2020-03-15 22:00:01	0	0.00	0.00	0.00
2020-03-15 23:00:01	0	0.00	0.00	0.00
2020-03-16 00:00:01	0	0.00	0.00	0.00

Date/Time	Ammonia to burner (yes/no)	Corrected NOx (NO2)	Corrected NH3	Corrected N2O
		mg/m ³	mg/m ³	mg/m ³
2020-03-16 01:00:01	0	0.00	0.00	0.00
2020-03-16 02:00:01	0	0.00	0.00	0.00
2020-03-16 03:00:01	0	0.00	0.00	0.00
2020-03-16 04:00:01	0	0.00	0.00	0.00
2020-03-16 05:00:01	0	0.00	0.00	0.00
2020-03-16 06:00:01	0	0.00	0.00	0.00
2020-03-16 07:00:01	0	0.00	0.00	0.00
2020-03-16 08:00:01	0	0.00	0.00	0.00
2020-03-16 09:00:01	0	0.00	0.00	0.00
2020-03-16 10:00:01	0	0.00	0.00	0.00
2020-03-16 11:00:01	0	0.00	0.00	0.00
2020-03-16 12:00:01	0	0.00	0.00	0.00
2020-03-16 13:00:01	0	0.00	0.00	0.00
2020-03-16 14:00:01	0	0.00	0.00	0.00
2020-03-16 15:00:01	0	0.00	0.00	0.00
2020-03-16 16:00:01	0	0.00	0.00	0.00
2020-03-16 17:00:01	0	0.00	0.00	0.00
2020-03-16 18:00:01	0	0.00	0.00	0.00
2020-03-16 19:00:01	0	0.00	0.00	0.00
2020-03-16 20:00:01	0	0.00	0.00	0.00
2020-03-16 21:00:01	0	0.00	0.00	0.00
2020-03-16 22:00:01	0	0.00	0.00	0.00
2020-03-16 23:00:01	0	0.00	0.00	0.00
2020-03-17 00:00:01	0	0.00	0.00	0.00
2020-03-17 01:00:01	0	0.00	0.00	0.00
2020-03-17 02:00:01	0	0.00	0.00	0.00
2020-03-17 03:00:01	0	0.00	0.00	0.00
2020-03-17 04:00:01	0	0.00	0.00	0.00
2020-03-17 05:00:01	0	0.00	0.00	0.00
2020-03-17 06:00:01	0	0.00	0.00	0.00
2020-03-17 07:00:01	0	0.00	0.00	0.00
2020-03-17 08:00:01	0	0.00	0.00	0.00
2020-03-17 09:00:01	0	0.00	0.00	0.00
2020-03-17 10:00:01	0	0.00	0.00	0.00
2020-03-17 11:00:01	0	0.00	0.00	0.00
2020-03-17 12:00:01	0	0.00	0.00	0.00
2020-03-17 13:00:01	0	0.00	0.00	0.00
2020-03-17 14:00:01	0	0.00	0.00	0.00
2020-03-17 15:00:01	0	0.00	0.00	0.00
2020-03-17 16:00:01	0	0.00	0.00	0.00
2020-03-17 17:00:01	0	0.00	0.00	0.00
2020-03-17 18:00:01	0	0.00	0.00	0.00

Date/Time	Ammonia to burner (yes/no)	Corrected NOx (NO2)	Corrected NH3	Corrected N2O
		mg/m ³	mg/m ³	mg/m ³
2020-03-17 19:00:01	0	0.00	0.00	0.00
2020-03-17 20:00:01	0	0.00	0.00	0.00
2020-03-17 21:00:01	0	0.00	0.00	0.00
2020-03-17 22:00:01	0	0.00	0.00	0.00
2020-03-17 23:00:01	0	0.00	0.00	0.00
2020-03-18 00:00:01	0	0.00	0.00	0.00
2020-03-18 01:00:01	0	0.00	0.00	0.00
2020-03-18 02:00:01	0	0.00	0.00	0.00
2020-03-18 03:00:01	0	0.00	0.00	0.00
2020-03-18 04:00:01	0	0.00	0.00	0.00
2020-03-18 05:00:01	0	0.00	0.00	0.00
2020-03-18 06:00:01	0	0.00	0.00	0.00
2020-03-18 07:00:01	0	0.00	0.00	0.00
2020-03-18 08:00:01	0	0.00	0.00	0.00
2020-03-18 09:00:01	0	0.00	0.00	0.00
2020-03-18 10:00:01	0	0.00	0.00	0.00
2020-03-18 11:00:01	0	0.00	0.00	0.00
2020-03-18 12:00:01	0	0.00	0.00	0.00
2020-03-18 13:00:01	0	0.00	0.00	0.00
2020-03-18 14:00:01	0	0.00	0.00	0.00
2020-03-18 15:00:01	0	0.00	0.00	0.00
2020-03-18 16:00:01	0	0.00	0.00	0.00
2020-03-18 17:00:01	0	0.00	0.00	0.00
2020-03-18 18:00:01	0	0.00	0.00	0.00
2020-03-18 19:00:01	0	0.00	0.00	0.00
2020-03-18 20:00:01	0	0.00	0.00	0.00
2020-03-18 21:00:01	0	0.00	0.00	0.00
2020-03-18 22:00:01	0	0.00	0.00	0.00
2020-03-18 23:00:01	0	0.00	0.00	0.00
2020-03-19 00:00:01	0	0.00	0.00	0.00
2020-03-19 01:00:01	0	0.00	0.00	0.00
2020-03-19 02:00:01	0	0.00	0.00	0.00
2020-03-19 03:00:01	0	0.00	0.00	0.00
2020-03-19 04:00:01	0	0.00	0.00	0.00
2020-03-19 05:00:01	0	0.00	0.00	0.00
2020-03-19 06:00:01	0	0.00	0.00	0.00
2020-03-19 07:00:01	0	0.00	0.00	0.00
2020-03-19 08:00:01	0	0.00	0.00	0.00
2020-03-19 09:00:01	0	0.00	0.00	0.00
2020-03-19 10:00:01	0	0.00	0.00	0.00
2020-03-19 11:00:01	0	0.00	0.00	0.00
2020-03-19 12:00:01	0	0.00	0.00	0.00

Date/Time	Ammonia to burner (yes/no)	Corrected NOx (NO2)	Corrected NH3	Corrected N2O
		mg/m ³	mg/m ³	mg/m ³
2020-03-19 13:00:01	0	0.00	0.00	0.00
2020-03-19 14:00:01	0	0.00	0.00	0.00
2020-03-19 15:00:01	0	0.00	0.00	0.00
2020-03-19 16:00:01	0	0.00	0.00	0.00
2020-03-19 17:00:01	0	0.00	0.00	0.00
2020-03-19 18:00:01	0	0.00	0.00	0.00
2020-03-19 19:00:01	0	0.00	0.00	0.00
2020-03-19 20:00:01	0	0.00	0.00	0.00
2020-03-19 21:00:01	0	0.00	0.00	0.00
2020-03-19 22:00:01	0	0.00	0.00	0.00
2020-03-19 23:00:01	0	0.00	0.00	0.00
2020-03-20 00:00:01	0	0.00	0.00	0.00
2020-03-20 01:00:01	0	0.00	0.00	0.00
2020-03-20 02:00:01	0	0.00	0.00	0.00
2020-03-20 03:00:01	0	0.00	0.00	0.00
2020-03-20 04:00:01	0	0.00	0.00	0.00
2020-03-20 05:00:01	0	0.00	0.00	0.00
2020-03-20 06:00:01	0	0.00	0.00	0.00
2020-03-20 07:00:01	0	0.00	0.00	0.00
2020-03-20 08:00:01	0	0.00	0.00	0.00
2020-03-20 09:00:01	0	0.00	0.00	0.00
2020-03-20 10:00:01	0	0.00	0.00	0.00
2020-03-20 11:00:01	0	0.00	0.00	0.00
2020-03-20 12:00:01	0	0.00	0.00	0.00
2020-03-20 13:00:01	0	0.00	0.00	0.00
2020-03-20 14:00:01	0	0.00	0.00	0.00
2020-03-20 15:00:01	0	0.00	0.00	0.00
2020-03-20 16:00:01	0	0.00	0.00	0.00
2020-03-20 17:00:01	0	0.00	0.00	0.00
2020-03-20 18:00:01	0	0.00	0.00	0.00
2020-03-20 19:00:01	0	0.00	0.00	0.00
2020-03-20 20:00:01	0	0.00	0.00	0.00
2020-03-20 21:00:01	0	0.00	0.00	0.00
2020-03-20 22:00:01	0	0.00	0.00	0.00
2020-03-20 23:00:01	0	0.00	0.00	0.00
2020-03-21 00:00:01	0	0.00	0.00	0.00
2020-03-21 01:00:01	0	0.00	0.00	0.00
2020-03-21 02:00:01	0	0.00	0.00	0.00
2020-03-21 03:00:01	0	0.00	0.00	0.00
2020-03-21 04:00:01	0	0.00	0.00	0.00
2020-03-21 05:00:01	0	0.00	0.00	0.00
2020-03-21 06:00:01	0	0.00	0.00	0.00

Date/Time	Ammonia to burner (yes/no)	Corrected NOx (NO2)	Corrected NH3	Corrected N2O
		mg/m ³	mg/m ³	mg/m ³
2020-03-21 07:00:01	0	0.00	0.00	0.00
2020-03-21 08:00:01	0	0.00	0.00	0.00
2020-03-21 09:00:01	0	0.00	0.00	0.00
2020-03-21 10:00:01	0	0.00	0.00	0.00
2020-03-21 11:00:01	0	0.00	0.00	0.00
2020-03-21 12:00:01	0	0.00	0.00	0.00
2020-03-21 13:00:01	0	0.00	0.00	0.00
2020-03-21 14:00:01	0	0.00	0.00	0.00
2020-03-21 15:00:01	0	0.00	0.00	0.00
2020-03-21 16:00:01	0	0.00	0.00	0.00
2020-03-21 17:00:01	0	0.00	0.00	0.00
2020-03-21 18:00:01	0	0.00	0.00	0.00
2020-03-21 19:00:01	0	0.00	0.00	0.00
2020-03-21 20:00:01	0	0.00	0.00	0.00
2020-03-21 21:00:01	0	0.00	0.00	0.00
2020-03-21 22:00:01	0	0.00	0.00	0.00
2020-03-21 23:00:01	0	0.00	0.00	0.00
2020-03-22 00:00:01	0	0.00	0.00	0.00
2020-03-22 01:00:01	0	0.00	0.00	0.00
2020-03-22 02:00:01	0	0.00	0.00	0.00
2020-03-22 03:00:01	0	0.00	0.00	0.00
2020-03-22 04:00:01	0	0.00	0.00	0.00
2020-03-22 05:00:01	0	0.00	0.00	0.00
2020-03-22 06:00:01	0	0.00	0.00	0.00
2020-03-22 07:00:01	0	0.00	0.00	0.00
2020-03-22 08:00:01	0	0.00	0.00	0.00
2020-03-22 09:00:01	0	0.00	0.00	0.00
2020-03-22 10:00:01	0	0.00	0.00	0.00
2020-03-22 11:00:01	0	0.00	0.00	0.00
2020-03-22 12:00:01	0	0.00	0.00	0.00
2020-03-22 13:00:01	0	0.00	0.00	0.00
2020-03-22 14:00:01	0	0.00	0.00	0.00
2020-03-22 15:00:01	0	0.00	0.00	0.00
2020-03-22 16:00:01	0	0.00	0.00	0.00
2020-03-22 17:00:01	0	0.00	0.00	0.00
2020-03-22 18:00:01	0	0.00	0.00	0.00
2020-03-22 19:00:01	0	0.00	0.00	0.00
2020-03-22 20:00:01	0	0.00	0.00	0.00
2020-03-22 21:00:01	0	0.00	0.00	0.00
2020-03-22 22:00:01	0	0.00	0.00	0.00
2020-03-22 23:00:01	0	0.00	0.00	0.00
2020-03-23 00:00:01	0	0.00	0.00	0.00

Date/Time	Ammonia to burner (yes/no)	Corrected NOx (NO2)	Corrected NH3	Corrected N2O
		mg/m ³	mg/m ³	mg/m ³
2020-03-23 01:00:01	0	0.00	0.00	0.00
2020-03-23 02:00:01	0	0.00	0.00	0.00
2020-03-23 03:00:01	0	0.00	0.00	0.00
2020-03-23 04:00:01	0	0.00	0.00	0.00
2020-03-23 05:00:01	0	0.00	0.00	0.00
2020-03-23 06:00:01	0	0.00	0.00	0.00
2020-03-23 07:00:01	0	0.00	0.00	0.00
2020-03-23 08:00:01	0	0.00	0.00	0.00
2020-03-23 09:00:01	0	0.00	0.00	0.00
2020-03-23 10:00:01	0	0.00	0.00	0.00
2020-03-23 11:00:01	0	0.00	0.00	0.00
2020-03-23 12:00:01	0	0.00	0.00	0.00
2020-03-23 13:00:01	0	0.00	0.00	0.00
2020-03-23 14:00:01	0	0.00	0.00	0.00
2020-03-23 15:00:01	0	0.00	0.00	0.00
2020-03-23 16:00:01	0	0.00	0.00	0.00
2020-03-23 17:00:01	0	0.00	0.00	0.00
2020-03-23 18:00:01	0	0.00	0.00	0.00
2020-03-23 19:00:01	0	0.00	0.00	0.00
2020-03-23 20:00:01	0	0.00	0.00	0.00
2020-03-23 21:00:01	0	0.00	0.00	0.00
2020-03-23 22:00:01	0	0.00	0.00	0.00
2020-03-23 23:00:01	0	0.00	0.00	0.00
2020-03-24 00:00:01	0	0.00	0.00	0.00
2020-03-24 01:00:01	0	0.00	0.00	0.00
2020-03-24 02:00:01	0	0.00	0.00	0.00
2020-03-24 03:00:01	0	0.00	0.00	0.00
2020-03-24 04:00:01	0	0.00	0.00	0.00
2020-03-24 05:00:01	0	0.00	0.00	0.00
2020-03-24 06:00:01	0	0.00	0.00	0.00
2020-03-24 07:00:01	0	0.00	0.00	0.00
2020-03-24 08:00:01	0	0.00	0.00	0.00
2020-03-24 09:00:01	0	0.00	0.00	0.00
2020-03-24 10:00:01	0	0.00	0.00	0.00
2020-03-24 11:00:01	0	0.00	0.00	0.00
2020-03-24 12:00:01	0	0.00	0.00	0.00
2020-03-24 13:00:01	0	0.00	0.00	0.00
2020-03-24 14:00:01	0	0.00	0.00	0.00
2020-03-24 15:00:01	0	0.00	0.00	0.00
2020-03-24 16:00:01	0	0.00	0.00	0.00
2020-03-24 17:00:01	0	0.00	0.00	0.00
2020-03-24 18:00:01	0	0.00	0.00	0.00

Date/Time	Ammonia to burner (yes/no)	Corrected NOx (NO2)	Corrected NH3	Corrected N2O
		mg/m ³	mg/m ³	mg/m ³
2020-03-24 19:00:01	0	0.00	0.00	0.00
2020-03-24 20:00:01	0	0.00	0.00	0.00
2020-03-24 21:00:01	0	0.00	0.00	0.00
2020-03-24 22:00:01	0	0.00	0.00	0.00
2020-03-24 23:00:01	0	0.00	0.00	0.00
2020-03-25 00:00:01	0	0.00	0.00	0.00
2020-03-25 01:00:01	0	0.00	0.00	0.00
2020-03-25 02:00:01	0	0.00	0.00	0.00
2020-03-25 03:00:01	0	0.00	0.00	0.00
2020-03-25 04:00:01	0	0.00	0.00	0.00
2020-03-25 05:00:01	0	0.00	0.00	0.00
2020-03-25 06:00:01	0	0.00	0.00	0.00
2020-03-25 07:00:01	0	0.00	0.00	0.00
2020-03-25 08:00:01	0	0.00	0.00	0.00
2020-03-25 09:00:01	0	0.00	0.00	0.00
2020-03-25 10:00:01	0	0.00	0.00	0.00
2020-03-25 11:00:01	0	0.00	0.00	0.00
2020-03-25 12:00:01	0	0.00	0.00	0.00
2020-03-25 13:00:01	0	0.00	0.00	0.00
2020-03-25 14:00:01	0	0.00	0.00	0.00
2020-03-25 15:00:01	0	0.00	0.00	0.00
2020-03-25 16:00:01	0	0.00	0.00	0.00
2020-03-25 17:00:01	0	0.00	0.00	0.00
2020-03-25 18:00:01	0	0.00	0.00	0.00
2020-03-25 19:00:01	0	0.00	0.00	0.00
2020-03-25 20:00:01	0	0.00	0.00	0.00
2020-03-25 21:00:01	0	0.00	0.00	0.00
2020-03-25 22:00:01	0	0.00	0.00	0.00
2020-03-25 23:00:01	0	0.00	0.00	0.00
2020-03-26 00:00:01	0	0.00	0.00	0.00
2020-03-26 01:00:01	0	0.00	0.00	0.00
2020-03-26 02:00:01	0	0.00	0.00	0.00
2020-03-26 03:00:01	0	0.00	0.00	0.00
2020-03-26 04:00:01	0	0.00	0.00	0.00
2020-03-26 05:00:01	0	0.00	0.00	0.00
2020-03-26 06:00:01	0	0.00	0.00	0.00
2020-03-26 07:00:01	0	0.00	0.00	0.00
2020-03-26 08:00:01	0	0.00	0.00	0.00
2020-03-26 09:00:01	0	0.00	0.00	0.00
2020-03-26 10:00:01	0	0.00	0.00	0.00
2020-03-26 11:00:01	0	0.00	0.00	0.00
2020-03-26 12:00:01	0	0.00	0.00	0.00

Date/Time	Ammonia to burner (yes/no)	Corrected NOx (NO2)	Corrected NH3	Corrected N2O
		mg/m ³	mg/m ³	mg/m ³
2020-03-26 13:00:01	0	0.00	0.00	0.00
2020-03-26 14:00:01	0	0.00	0.00	0.00
2020-03-26 15:00:01	0	0.00	0.00	0.00
2020-03-26 16:00:01	0	0.00	0.00	0.00
2020-03-26 17:00:01	0	0.00	0.00	0.00
2020-03-26 18:00:01	0	0.00	0.00	0.00
2020-03-26 19:00:01	0	0.00	0.00	0.00
2020-03-26 20:00:01	0	0.00	0.00	0.00
2020-03-26 21:00:01	0	0.00	0.00	0.00
2020-03-26 22:00:01	0	0.00	0.00	0.00
2020-03-26 23:00:01	0	0.00	0.00	0.00
2020-03-27 00:00:01	0	0.00	0.00	0.00
2020-03-27 01:00:01	0	0.00	0.00	0.00
2020-03-27 02:00:01	0	0.00	0.00	0.00
2020-03-27 03:00:01	0	0.00	0.00	0.00
2020-03-27 04:00:01	0	0.00	0.00	0.00
2020-03-27 05:00:01	0	0.00	0.00	0.00
2020-03-27 06:00:01	0	0.00	0.00	0.00
2020-03-27 07:00:01	0	0.00	0.00	0.00
2020-03-27 08:00:01	0	0.00	0.00	0.00
2020-03-27 09:00:01	0	0.00	0.00	0.00
2020-03-27 10:00:01	0	0.00	0.00	0.00
2020-03-27 11:00:01	0	0.00	0.00	0.00
2020-03-27 12:00:01	0	0.00	0.00	0.00
2020-03-27 13:00:01	0	0.00	0.00	0.00
2020-03-27 14:00:01	0	0.00	0.00	0.00
2020-03-27 15:00:01	0	0.00	0.00	0.00
2020-03-27 16:00:01	0	0.00	0.00	0.00
2020-03-27 17:00:01	0	0.00	0.00	0.00
2020-03-27 18:00:01	0	0.00	0.00	0.00
2020-03-27 19:00:01	0	0.00	0.00	0.00
2020-03-27 20:00:01	0	0.00	0.00	0.00
2020-03-27 21:00:01	0	0.00	0.00	0.00
2020-03-27 22:00:01	0	0.00	0.00	0.00
2020-03-27 23:00:01	0	0.00	0.00	0.00
2020-03-28 00:00:01	0	0.00	0.00	0.00
2020-03-28 01:00:01	0	0.00	0.00	0.00
2020-03-28 02:00:01	0	0.00	0.00	0.00
2020-03-28 03:00:01	0	0.00	0.00	0.00
2020-03-28 04:00:01	0	0.00	0.00	0.00
2020-03-28 05:00:01	0	0.00	0.00	0.00
2020-03-28 06:00:01	0	0.00	0.00	0.00

Date/Time	Ammonia to burner (yes/no)	Corrected NOx (NO2)	Corrected NH3	Corrected N2O
		mg/m ³	mg/m ³	mg/m ³
2020-03-28 07:00:01	0	0.00	0.00	0.00
2020-03-28 08:00:01	0	0.00	0.00	0.00
2020-03-28 09:00:01	0	0.00	0.00	0.00
2020-03-28 10:00:01	0	0.00	0.00	0.00
2020-03-28 11:00:01	0	0.00	0.00	0.00
2020-03-28 12:00:01	0	0.00	0.00	0.00
2020-03-28 13:00:01	0	0.00	0.00	0.00
2020-03-28 14:00:01	0	0.00	0.00	0.00
2020-03-28 15:00:01	0	0.00	0.00	0.00
2020-03-28 16:00:01	0	0.00	0.00	0.00
2020-03-28 17:00:01	0	0.00	0.00	0.00
2020-03-28 18:00:01	0	0.00	0.00	0.00
2020-03-28 19:00:01	0	0.00	0.00	0.00
2020-03-28 20:00:01	0	0.00	0.00	0.00
2020-03-28 21:00:01	0	0.00	0.00	0.00
2020-03-28 22:00:01	0	0.00	0.00	0.00
2020-03-28 23:00:01	0	0.00	0.00	0.00
2020-03-29 00:00:01	0	0.00	0.00	0.00
2020-03-29 01:00:01	0	0.00	0.00	0.00
2020-03-29 02:00:01	0	0.00	0.00	0.00
2020-03-29 03:00:01	0	0.00	0.00	0.00
2020-03-29 04:00:01	0	0.00	0.00	0.00
2020-03-29 05:00:01	0	0.00	0.00	0.00
2020-03-29 06:00:01	0	0.00	0.00	0.00
2020-03-29 07:00:01	0	0.00	0.00	0.00
2020-03-29 08:00:01	0	0.00	0.00	0.00
2020-03-29 09:00:01	0	0.00	0.00	0.00
2020-03-29 10:00:01	0	0.00	0.00	0.00
2020-03-29 11:00:01	0	0.00	0.00	0.00
2020-03-29 12:00:01	0	0.00	0.00	0.00
2020-03-29 13:00:01	0	0.00	0.00	0.00
2020-03-29 14:00:01	0	0.00	0.00	0.00
2020-03-29 15:00:01	0	0.00	0.00	0.00
2020-03-29 16:00:01	0	0.00	0.00	0.00
2020-03-29 17:00:01	0	0.00	0.00	0.00
2020-03-29 18:00:01	0	0.00	0.00	0.00
2020-03-29 19:00:01	0	0.00	0.00	0.00
2020-03-29 20:00:01	0	0.00	0.00	0.00
2020-03-29 21:00:01	0	0.00	0.00	0.00
2020-03-29 22:00:01	0	0.00	0.00	0.00
2020-03-29 23:00:01	0	0.00	0.00	0.00
2020-03-30 00:00:01	0	0.00	0.00	0.00

Date/Time	Ammonia to burner (yes/no)	Corrected NOx (NO2)	Corrected NH3	Corrected N2O
		mg/m ³	mg/m ³	mg/m ³
2020-03-30 01:00:01	0	0.00	0.00	0.00
2020-03-30 02:00:01	0	0.00	0.00	0.00
2020-03-30 03:00:01	0	0.00	0.00	0.00
2020-03-30 04:00:01	0	0.00	0.00	0.00
2020-03-30 05:00:01	0	0.00	0.00	0.00
2020-03-30 06:00:01	0	0.00	0.00	0.00
2020-03-30 07:00:01	0	0.00	0.00	0.00
2020-03-30 08:00:01	0	0.00	0.00	0.00
2020-03-30 09:00:01	0	0.00	0.00	0.00
2020-03-30 10:00:01	0	0.00	0.00	0.00
2020-03-30 11:00:01	0	0.00	0.00	0.00
2020-03-30 12:00:01	0	0.00	0.00	0.00
2020-03-30 13:00:01	0	0.00	0.00	0.00
2020-03-30 14:00:01	0	0.00	0.00	0.00
2020-03-30 15:00:01	0	0.00	0.00	0.00
2020-03-30 16:00:01	0	0.00	0.00	0.00
2020-03-30 17:00:01	0	0.00	0.00	0.00
2020-03-30 18:00:01	0	0.00	0.00	0.00
2020-03-30 19:00:01	0	0.00	0.00	0.00
2020-03-30 20:00:01	0	0.00	0.00	0.00
2020-03-30 21:00:01	0	0.00	0.00	0.00
2020-03-30 22:00:01	0	0.00	0.00	0.00
2020-03-30 23:00:01	0	0.00	0.00	0.00
2020-03-31 00:00:01	0	0.00	0.00	0.00
2020-03-31 01:00:01	0	0.00	0.00	0.00
2020-03-31 02:00:01	0	0.00	0.00	0.00
2020-03-31 03:00:01	0	0.00	0.00	0.00
2020-03-31 04:00:01	0	0.00	0.00	0.00
2020-03-31 05:00:01	0	0.00	0.00	0.00
2020-03-31 06:00:01	0	0.00	0.00	0.00
2020-03-31 07:00:01	0	0.00	0.00	0.00
2020-03-31 08:00:01	0	0.00	0.00	0.00
2020-03-31 09:00:01	0	0.00	0.00	0.00
2020-03-31 10:00:01	0	0.00	0.00	0.00
2020-03-31 11:00:01	0	0.00	0.00	0.00
2020-03-31 12:00:01	0	0.00	0.00	0.00
2020-03-31 13:00:01	0	0.00	0.00	0.00
2020-03-31 14:00:01	0	0.00	0.00	0.00
2020-03-31 15:00:01	0	0.00	0.00	0.00
2020-03-31 16:00:01	0	0.00	0.00	0.00
2020-03-31 17:00:01	0	0.00	0.00	0.00
2020-03-31 18:00:01	0	0.00	0.00	0.00

Date/Time	Ammonia to burner (yes/no)	Corrected NOx (NO2)	Corrected NH3	Corrected N2O
		mg/m ³	mg/m ³	mg/m ³
2020-03-31 19:00:01	0	0.00	0.00	0.00
2020-03-31 20:00:01	0	0.00	0.00	0.00
2020-03-31 21:00:01	0	0.00	0.00	0.00
2020-03-31 22:00:01	0	0.00	0.00	0.00
2020-03-31 23:00:01	0	0.00	0.00	0.00
2020-04-01 00:00:01	0	0.00	0.00	0.00
2020-04-01 01:00:01	0	0.00	0.00	0.00
2020-04-01 02:00:01	0	0.00	0.00	0.00
2020-04-01 03:00:01	0	0.00	0.00	0.00
2020-04-01 04:00:01	0	0.00	0.00	0.00
2020-04-01 05:00:01	0	0.00	0.00	0.00
2020-04-01 06:00:01	0	0.00	0.00	0.00
2020-04-01 07:00:01	0	0.00	0.00	0.00
2020-04-01 08:00:01	0	0.00	0.00	0.00
2020-04-01 09:00:01	0	0.00	0.00	0.00
2020-04-01 10:00:01	0	0.00	0.00	0.00
2020-04-01 11:00:01	0	0.00	0.00	0.00
2020-04-01 12:00:01	0	0.00	0.00	0.00
2020-04-01 13:00:01	0	0.00	0.00	0.00
2020-04-01 14:00:01	0	0.00	0.00	0.00
2020-04-01 15:00:01	0	0.00	0.00	0.00
2020-04-01 16:00:01	0	0.00	0.00	0.00
2020-04-01 17:00:01	0	0.00	0.00	0.00
2020-04-01 18:00:01	0	0.00	0.00	0.00
2020-04-01 19:00:01	0	0.00	0.00	0.00
2020-04-01 20:00:01	0	0.00	0.00	0.00
2020-04-01 21:00:01	0	0.00	0.00	0.00
2020-04-01 22:00:01	0	0.00	0.00	0.00
2020-04-01 23:00:01	0	0.00	0.00	0.00
2020-04-02 00:00:01	0	0.00	0.00	0.00
2020-04-02 01:00:01	0	0.00	0.00	0.00
2020-04-02 02:00:01	0	0.00	0.00	0.00
2020-04-02 03:00:01	0	0.00	0.00	0.00
2020-04-02 04:00:01	0	0.00	0.00	0.00
2020-04-02 05:00:01	0	0.00	0.00	0.00
2020-04-02 06:00:01	0	0.00	0.00	0.00
2020-04-02 07:00:01	0	0.00	0.00	0.00
2020-04-02 08:00:01	0	0.00	0.00	0.00
2020-04-02 09:00:01	0	0.00	0.00	0.00
2020-04-02 10:00:01	0	0.00	0.00	0.00
2020-04-02 11:00:01	0	0.00	0.00	0.00
2020-04-02 12:00:01	0	0.00	0.00	0.00

Date/Time	Ammonia to burner (yes/no)	Corrected NOx (NO2)	Corrected NH3	Corrected N2O
		mg/m ³	mg/m ³	mg/m ³
2020-04-02 13:00:01	0	0.00	0.00	0.00
2020-04-02 14:00:01	0	0.00	0.00	0.00
2020-04-02 15:00:01	0	0.00	0.00	0.00
2020-04-02 16:00:01	0	0.00	0.00	0.00
2020-04-02 17:00:01	0	0.00	0.00	0.00
2020-04-02 18:00:01	0	0.00	0.00	0.00
2020-04-02 19:00:01	0	0.00	0.00	0.00
2020-04-02 20:00:01	0	0.00	0.00	0.00
2020-04-02 21:00:01	0	0.00	0.00	0.00
2020-04-02 22:00:01	0	0.00	0.00	0.00
2020-04-02 23:00:01	0	0.00	0.00	0.00
2020-04-03 00:00:01	0	0.00	0.00	0.00
2020-04-03 01:00:01	0	0.00	0.00	0.00
2020-04-03 02:00:01	0	0.00	0.00	0.00
2020-04-03 03:00:01	0	0.00	0.00	0.00
2020-04-03 04:00:01	0	0.00	0.00	0.00
2020-04-03 05:00:01	0	0.00	0.00	0.00
2020-04-03 06:00:01	0	0.00	0.00	0.00
2020-04-03 07:00:01	0	0.00	0.00	0.00
2020-04-03 08:00:01	0	0.00	0.00	0.00
2020-04-03 09:00:01	0	0.00	0.00	0.00
2020-04-03 10:00:01	0	0.00	0.00	0.00
2020-04-03 11:00:01	0	0.00	0.00	0.00
2020-04-03 12:00:01	0	0.00	0.00	0.00
2020-04-03 13:00:01	0	0.00	0.00	0.00
2020-04-03 14:00:01	0	0.00	0.00	0.00
2020-04-03 15:00:01	0	0.00	0.00	0.00
2020-04-03 16:00:01	0	0.00	0.00	0.00
2020-04-03 17:00:01	0	0.00	0.00	0.00
2020-04-03 18:00:01	0	0.00	0.00	0.00
2020-04-03 19:00:01	0	0.00	0.00	0.00
2020-04-03 20:00:01	0	0.00	0.00	0.00
2020-04-03 21:00:01	0	0.00	0.00	0.00
2020-04-03 22:00:01	0	0.00	0.00	0.00
2020-04-03 23:00:01	0	0.00	0.00	0.00
2020-04-04 00:00:01	0	0.00	0.00	0.00
2020-04-04 01:00:01	0	0.00	0.00	0.00
2020-04-04 02:00:01	0	0.00	0.00	0.00
2020-04-04 03:00:01	0	0.00	0.00	0.00
2020-04-04 04:00:01	0	0.00	0.00	0.00
2020-04-04 05:00:01	0	0.00	0.00	0.00
2020-04-04 06:00:01	0	0.00	0.00	0.00

Date/Time	Ammonia to burner (yes/no)	Corrected NOx (NO2)	Corrected NH3	Corrected N2O
		mg/m ³	mg/m ³	mg/m ³
2020-04-04 07:00:01	0	0.00	0.00	0.00
2020-04-04 08:00:01	0	0.00	0.00	0.00
2020-04-04 09:00:01	0	0.00	0.00	0.00
2020-04-04 10:00:01	0	0.00	0.00	0.00
2020-04-04 11:00:01	0	0.00	0.00	0.00
2020-04-04 12:00:01	0	0.00	0.00	0.00
2020-04-04 13:00:01	0	0.00	0.00	0.00
2020-04-04 14:00:01	0	0.00	0.00	0.00
2020-04-04 15:00:01	0	0.00	0.00	0.00
2020-04-04 16:00:01	0	0.00	0.00	0.00
2020-04-04 17:00:01	0	0.00	0.00	0.00
2020-04-04 18:00:01	0	0.00	0.00	0.00
2020-04-04 19:00:01	0	0.00	0.00	0.00
2020-04-04 20:00:01	0	0.00	0.00	0.00
2020-04-04 21:00:01	0	0.00	0.00	0.00
2020-04-04 22:00:01	0	0.00	0.00	0.00
2020-04-04 23:00:01	0	0.00	0.00	0.00
2020-04-05 00:00:01	0	0.00	0.00	0.00
2020-04-05 01:00:01	0	0.00	0.00	0.00
2020-04-05 02:00:01	0	0.00	0.00	0.00
2020-04-05 03:00:01	0	0.00	0.00	0.00
2020-04-05 04:00:01	0	0.00	0.00	0.00
2020-04-05 05:00:01	0	0.00	0.00	0.00
2020-04-05 06:00:01	0	0.00	0.00	0.00
2020-04-05 07:00:01	0	0.00	0.00	0.00
2020-04-05 08:00:01	0	0.00	0.00	0.00
2020-04-05 09:00:01	0	0.00	0.00	0.00
2020-04-05 10:00:01	0	0.00	0.00	0.00
2020-04-05 11:00:01	0	0.00	0.00	0.00
2020-04-05 12:00:01	0	0.00	0.00	0.00
2020-04-05 13:00:01	0	0.00	0.00	0.00
2020-04-05 14:00:01	0	0.00	0.00	0.00
2020-04-05 15:00:01	0	0.00	0.00	0.00
2020-04-05 16:00:01	0	0.00	0.00	0.00
2020-04-05 17:00:01	0	0.00	0.00	0.00
2020-04-05 18:00:01	0	0.00	0.00	0.00
2020-04-05 19:00:01	0	0.00	0.00	0.00
2020-04-05 20:00:01	0	0.00	0.00	0.00
2020-04-05 21:00:01	0	0.00	0.00	0.00
2020-04-05 22:00:01	0	0.00	0.00	0.00
2020-04-05 23:00:01	0	0.00	0.00	0.00
2020-04-06 00:00:01	0	0.00	0.00	0.00

Date/Time	Ammonia to burner (yes/no)	Corrected NOx (NO2)	Corrected NH3	Corrected N2O
		mg/m ³	mg/m ³	mg/m ³
2020-04-06 01:00:01	0	0.00	0.00	0.00
2020-04-06 02:00:01	0	0.00	0.00	0.00
2020-04-06 03:00:01	0	0.00	0.00	0.00
2020-04-06 04:00:01	0	0.00	0.00	0.00
2020-04-06 05:00:01	0	0.00	0.00	0.00
2020-04-06 06:00:01	0	0.00	0.00	0.00
2020-04-06 07:00:01	0	0.00	0.00	0.00
2020-04-06 08:00:01	0	0.00	0.00	0.00
2020-04-06 09:00:01	0	0.00	0.00	0.00
2020-04-06 10:00:01	0	0.00	0.00	0.00
2020-04-06 11:00:01	0	0.00	0.00	0.00
2020-04-06 12:00:01	0	0.00	0.00	0.00
2020-04-06 13:00:01	0	0.00	0.00	0.00
2020-04-06 14:00:01	0	0.00	0.00	0.00
2020-04-06 15:00:01	0	0.00	0.00	0.00
2020-04-06 16:00:01	0	0.00	0.00	0.00
2020-04-06 17:00:01	0	0.00	0.00	0.00
2020-04-06 18:00:01	0	0.00	0.00	0.00
2020-04-06 19:00:01	0	0.00	0.00	0.00
2020-04-06 20:00:01	0	0.00	0.00	0.00
2020-04-06 21:00:01	0	0.00	0.00	0.00
2020-04-06 22:00:01	0	0.00	0.00	0.00
2020-04-06 23:00:01	0	0.00	0.00	0.00
2020-04-07 00:00:01	0	0.00	0.00	0.00
2020-04-07 01:00:01	0	0.00	0.00	0.00
2020-04-07 02:00:01	0	0.00	0.00	0.00
2020-04-07 03:00:01	0	0.00	0.00	0.00
2020-04-07 04:00:01	0	0.00	0.00	0.00
2020-04-07 05:00:01	0	0.00	0.00	0.00
2020-04-07 06:00:01	0	0.00	0.00	0.00
2020-04-07 07:00:01	0	0.00	0.00	0.00
2020-04-07 08:00:01	0	0.00	0.00	0.00
2020-04-07 09:00:01	0	0.00	0.00	0.00
2020-04-07 10:00:01	0	0.00	0.00	0.00
2020-04-07 11:00:01	0	0.00	0.00	0.00
2020-04-07 12:00:01	0	0.00	0.00	0.00
2020-04-07 13:00:01	0	0.00	0.00	0.00
2020-04-07 14:00:01	0	0.00	0.00	0.00
2020-04-07 15:00:01	0	0.00	0.00	0.00
2020-04-07 16:00:01	0	0.00	0.00	0.00
2020-04-07 17:00:01	0	0.00	0.00	0.00
2020-04-07 18:00:01	0	0.00	0.00	0.00

Date/Time	Ammonia to burner (yes/no)	Corrected NOx (NO2)	Corrected NH3	Corrected N2O
		mg/m ³	mg/m ³	mg/m ³
2020-04-07 19:00:01	0	0.00	0.00	0.00
2020-04-07 20:00:01	0	0.00	0.00	0.00
2020-04-07 21:00:01	0	0.00	0.00	0.00
2020-04-07 22:00:01	0	0.00	0.00	0.00
2020-04-07 23:00:01	0	0.00	0.00	0.00
2020-04-08 00:00:01	0	0.00	0.00	0.00
2020-04-08 01:00:01	0	0.00	0.00	0.00
2020-04-08 02:00:01	0	0.00	0.00	0.00
2020-04-08 03:00:01	0	0.00	0.00	0.00
2020-04-08 04:00:01	0	0.00	0.00	0.00
2020-04-08 05:00:01	0	0.00	0.00	0.00
2020-04-08 06:00:01	0	0.00	0.00	0.00
2020-04-08 07:00:01	0	0.00	0.00	0.00
2020-04-08 08:00:01	0	0.00	0.00	0.00
2020-04-08 09:00:01	0	0.00	0.00	0.00
2020-04-08 10:00:01	0	0.00	0.00	0.00
2020-04-08 11:00:01	0	0.00	0.00	0.00
2020-04-08 12:00:01	0	0.00	0.00	0.00
2020-04-08 13:00:01	0	0.00	0.00	0.00
2020-04-08 14:00:01	0	0.00	0.00	0.00
2020-04-08 15:00:01	0	0.00	0.00	0.00
2020-04-08 16:00:01	0	0.00	0.00	0.00
2020-04-08 17:00:01	0	0.00	0.00	0.00
2020-04-08 18:00:01	0	0.00	0.00	0.00
2020-04-08 19:00:01	0	0.00	0.00	0.00
2020-04-08 20:00:01	0	0.00	0.00	0.00
2020-04-08 21:00:01	0	0.00	0.00	0.00
2020-04-08 22:00:01	0	0.00	0.00	0.00
2020-04-08 23:00:01	0	0.00	0.00	0.00
2020-04-09 00:00:01	0	0.00	0.00	0.00
2020-04-09 01:00:01	0	0.00	0.00	0.00
2020-04-09 02:00:01	0	0.00	0.00	0.00
2020-04-09 03:00:01	0	0.00	0.00	0.00
2020-04-09 04:00:01	0	0.00	0.00	0.00
2020-04-09 05:00:01	0	0.00	0.00	0.00
2020-04-09 06:00:01	0	0.00	0.00	0.00
2020-04-09 07:00:01	0	0.00	0.00	0.00
2020-04-09 08:00:01	0	0.00	0.00	0.00
2020-04-09 09:00:01	0	0.00	0.00	0.00
2020-04-09 10:00:01	0	0.00	0.00	0.00
2020-04-09 11:00:01	0	0.00	0.00	0.00
2020-04-09 12:00:01	0	0.00	0.00	0.00

Date/Time	Ammonia to burner (yes/no)	Corrected NOx (NO2)	Corrected NH3	Corrected N2O
		mg/m ³	mg/m ³	mg/m ³
2020-04-09 13:00:01	0	0.00	0.00	0.00
2020-04-09 14:00:01	0	0.00	0.00	0.00
2020-04-09 15:00:01	0	0.00	0.00	0.00
2020-04-09 16:00:01	0	0.00	0.00	0.00
2020-04-09 17:00:01	0	0.00	0.00	0.00
2020-04-09 18:00:01	0	0.00	0.00	0.00
2020-04-09 19:00:01	0	0.00	0.00	0.00
2020-04-09 20:00:01	0	0.00	0.00	0.00
2020-04-09 21:00:01	0	0.00	0.00	0.00
2020-04-09 22:00:01	0	0.00	0.00	0.00
2020-04-09 23:00:01	0	0.00	0.00	0.00
2020-04-10 00:00:01	0	0.00	0.00	0.00
2020-04-10 01:00:01	0	0.00	0.00	0.00
2020-04-10 02:00:01	0	0.00	0.00	0.00
2020-04-10 03:00:01	0	0.00	0.00	0.00
2020-04-10 04:00:01	0	0.00	0.00	0.00
2020-04-10 05:00:01	0	0.00	0.00	0.00
2020-04-10 06:00:01	0	0.00	0.00	0.00
2020-04-10 07:00:01	0	0.00	0.00	0.00
2020-04-10 08:00:01	0	0.00	0.00	0.00
2020-04-10 09:00:01	0	0.00	0.00	0.00
2020-04-10 10:00:01	0	0.00	0.00	0.00
2020-04-10 11:00:01	0	0.00	0.00	0.00
2020-04-10 12:00:01	0	0.00	0.00	0.00
2020-04-10 13:00:01	0	0.00	0.00	0.00
2020-04-10 14:00:01	0	0.00	0.00	0.00
2020-04-10 15:00:01	0	0.00	0.00	0.00
2020-04-10 16:00:01	0	0.00	0.00	0.00
2020-04-10 17:00:01	0	0.00	0.00	0.00
2020-04-10 18:00:01	0	0.00	0.00	0.00
2020-04-10 19:00:01	0	0.00	0.00	0.00
2020-04-10 20:00:01	0	0.00	0.00	0.00
2020-04-10 21:00:01	0	0.00	0.00	0.00
2020-04-10 22:00:01	0	0.00	0.00	0.00
2020-04-10 23:00:01	0	0.00	0.00	0.00
2020-04-11 00:00:01	0	0.00	0.00	0.00
2020-04-11 01:00:01	0	0.00	0.00	0.00
2020-04-11 02:00:01	0	0.00	0.00	0.00
2020-04-11 03:00:01	0	0.00	0.00	0.00
2020-04-11 04:00:01	0	0.00	0.00	0.00
2020-04-11 05:00:01	0	0.00	0.00	0.00
2020-04-11 06:00:01	0	0.00	0.00	0.00

Date/Time	Ammonia to burner (yes/no)	Corrected NOx (NO2)	Corrected NH3	Corrected N2O
		mg/m ³	mg/m ³	mg/m ³
2020-04-11 07:00:01	0	0.00	0.00	0.00
2020-04-11 08:00:01	0	0.00	0.00	0.00
2020-04-11 09:00:01	0	0.00	0.00	0.00
2020-04-11 10:00:01	0	0.00	0.00	0.00
2020-04-11 11:00:01	0	0.00	0.00	0.00
2020-04-11 12:00:01	0	0.00	0.00	0.00
2020-04-11 13:00:01	0	0.00	0.00	0.00
2020-04-11 14:00:01	0	0.00	0.00	0.00
2020-04-11 15:00:01	0	0.00	0.00	0.00
2020-04-11 16:00:01	0	0.00	0.00	0.00
2020-04-11 17:00:01	0	0.00	0.00	0.00
2020-04-11 18:00:01	0	0.00	0.00	0.00
2020-04-11 19:00:01	0	0.00	0.00	0.00
2020-04-11 20:00:01	0	0.00	0.00	0.00
2020-04-11 21:00:01	0	0.00	0.00	0.00
2020-04-11 22:00:01	0	0.00	0.00	0.00
2020-04-11 23:00:01	0	0.00	0.00	0.00
2020-04-12 00:00:01	0	0.00	0.00	0.00
2020-04-12 01:00:01	0	0.00	0.00	0.00
2020-04-12 02:00:01	0	0.00	0.00	0.00
2020-04-12 03:00:01	0	0.00	0.00	0.00
2020-04-12 04:00:01	0	0.00	0.00	0.00
2020-04-12 05:00:01	0	0.00	0.00	0.00
2020-04-12 06:00:01	0	0.00	0.00	0.00
2020-04-12 07:00:01	0	0.00	0.00	0.00
2020-04-12 08:00:01	0	0.00	0.00	0.00
2020-04-12 09:00:01	0	0.00	0.00	0.00
2020-04-12 10:00:01	0	0.00	0.00	0.00
2020-04-12 11:00:01	0	0.00	0.00	0.00
2020-04-12 12:00:01	0	0.00	0.00	0.00
2020-04-12 13:00:01	0	0.00	0.00	0.00
2020-04-12 14:00:01	0	0.00	0.00	0.00
2020-04-12 15:00:01	0	0.00	0.00	0.00
2020-04-12 16:00:01	0	0.00	0.00	0.00
2020-04-12 17:00:01	0	0.00	0.00	0.00
2020-04-12 18:00:01	0	0.00	0.00	0.00
2020-04-12 19:00:01	0	0.00	0.00	0.00
2020-04-12 20:00:01	0	0.00	0.00	0.00
2020-04-12 21:00:01	0	0.00	0.00	0.00
2020-04-12 22:00:01	0	0.00	0.00	0.00
2020-04-12 23:00:01	0	0.00	0.00	0.00
2020-04-13 00:00:01	0	0.00	0.00	0.00

Date/Time	Ammonia to burner (yes/no)	Corrected NOx (NO2)	Corrected NH3	Corrected N2O
		mg/m ³	mg/m ³	mg/m ³
2020-04-13 01:00:01	0	0.00	0.00	0.00
2020-04-13 02:00:01	0	0.00	0.00	0.00
2020-04-13 03:00:01	0	0.00	0.00	0.00
2020-04-13 04:00:01	0	0.00	0.00	0.00
2020-04-13 05:00:01	0	0.00	0.00	0.00
2020-04-13 06:00:01	0	0.00	0.00	0.00
2020-04-13 07:00:01	0	0.00	0.00	0.00
2020-04-13 08:00:01	0	0.00	0.00	0.00
2020-04-13 09:00:01	0	0.00	0.00	0.00
2020-04-13 10:00:01	0	0.00	0.00	0.00
2020-04-13 11:00:01	0	0.00	0.00	0.00
2020-04-13 12:00:01	0	0.00	0.00	0.00
2020-04-13 13:00:01	0	0.00	0.00	0.00
2020-04-13 14:00:01	0	0.00	0.00	0.00
2020-04-13 15:00:01	0	0.00	0.00	0.00
2020-04-13 16:00:01	0	0.00	0.00	0.00
2020-04-13 17:00:01	0	0.00	0.00	0.00
2020-04-13 18:00:01	0	0.00	0.00	0.00
2020-04-13 19:00:01	0	0.00	0.00	0.00
2020-04-13 20:00:01	0	0.00	0.00	0.00
2020-04-13 21:00:01	0	0.00	0.00	0.00
2020-04-13 22:00:01	0	0.00	0.00	0.00
2020-04-13 23:00:01	0	0.00	0.00	0.00
2020-04-14 00:00:01	0	0.00	0.00	0.00
2020-04-14 01:00:01	0	0.00	0.00	0.00
2020-04-14 02:00:01	0	0.00	0.00	0.00
2020-04-14 03:00:01	0	0.00	0.00	0.00
2020-04-14 04:00:01	0	0.00	0.00	0.00
2020-04-14 05:00:01	0	0.00	0.00	0.00
2020-04-14 06:00:01	0	0.00	0.00	0.00
2020-04-14 07:00:01	0	0.00	0.00	0.00
2020-04-14 08:00:01	0	0.00	0.00	0.00
2020-04-14 09:00:01	0	0.00	0.00	0.00
2020-04-14 10:00:01	0	0.00	0.00	0.00
2020-04-14 11:00:01	0	0.00	0.00	0.00
2020-04-14 12:00:01	0	0.00	0.00	0.00
2020-04-14 13:00:01	0	0.00	0.00	0.00
2020-04-14 14:00:01	0	0.00	0.00	0.00
2020-04-14 15:00:01	0	0.00	0.00	0.00
2020-04-14 16:00:01	0	0.00	0.00	0.00
2020-04-14 17:00:01	0	0.00	0.00	0.00
2020-04-14 18:00:01	0	0.00	0.00	0.00

Date/Time	Ammonia to burner (yes/no)	Corrected NOx (NO2)	Corrected NH3	Corrected N2O
		mg/m ³	mg/m ³	mg/m ³
2020-04-14 19:00:01	0	0.00	0.00	0.00
2020-04-14 20:00:01	0	0.00	0.00	0.00
2020-04-14 21:00:01	0	0.00	0.00	0.00
2020-04-14 22:00:01	0	0.00	0.00	0.00
2020-04-14 23:00:01	0	0.00	0.00	0.00
2020-04-15 00:00:01	0	0.00	0.00	0.00
2020-04-15 01:00:01	0	0.00	0.00	0.00
2020-04-15 02:00:01	0	0.00	0.00	0.00
2020-04-15 03:00:01	0	0.00	0.00	0.00
2020-04-15 04:00:01	0	0.00	0.00	0.00
2020-04-15 05:00:01	0	0.00	0.00	0.00
2020-04-15 06:00:01	0	0.00	0.00	0.00
2020-04-15 07:00:01	0	0.00	0.00	0.00
2020-04-15 08:00:01	0	0.00	0.00	0.00
2020-04-15 09:00:01	0	0.00	0.00	0.00
2020-04-15 10:00:01	0	0.00	0.00	0.00
2020-04-15 11:00:01	0	0.00	0.00	0.00
2020-04-15 12:00:01	0	0.00	0.00	0.00
2020-04-15 13:00:01	0	0.00	0.00	0.00
2020-04-15 14:00:01	0	0.00	0.00	0.00
2020-04-15 15:00:01	0	0.00	0.00	0.00
2020-04-15 16:00:01	0	0.00	0.00	0.00
2020-04-15 17:00:01	0	0.00	0.00	0.00
2020-04-15 18:00:01	0	0.00	0.00	0.00
2020-04-15 19:00:01	0	0.00	0.00	0.00
2020-04-15 20:00:01	0	0.00	0.00	0.00
2020-04-15 21:00:01	0	0.00	0.00	0.00
2020-04-15 22:00:01	0	0.00	0.00	0.00
2020-04-15 23:00:01	0	0.00	0.00	0.00
2020-04-16 00:00:01	0	0.00	0.00	0.00
2020-04-16 01:00:01	0	0.00	0.00	0.00
2020-04-16 02:00:01	0	0.00	0.00	0.00
2020-04-16 03:00:01	0	0.00	0.00	0.00
2020-04-16 04:00:01	0	0.00	0.00	0.00
2020-04-16 05:00:01	0	0.00	0.00	0.00
2020-04-16 06:00:01	0	0.00	0.00	0.00
2020-04-16 07:00:01	0	0.00	0.00	0.00
2020-04-16 08:00:01	0	0.00	0.00	0.00
2020-04-16 09:00:01	0	0.00	0.00	0.00
2020-04-16 10:00:01	0	0.00	0.00	0.00
2020-04-16 11:00:01	0	0.00	0.00	0.00
2020-04-16 12:00:01	0	0.00	0.00	0.00

Date/Time	Ammonia to burner (yes/no)	Corrected NOx (NO2)	Corrected NH3	Corrected N2O
		mg/m ³	mg/m ³	mg/m ³
2020-04-16 13:00:01	0	0.00	0.00	0.00
2020-04-16 14:00:01	0	0.00	0.00	0.00
2020-04-16 15:00:01	0	0.00	0.00	0.00
2020-04-16 16:00:01	0	0.00	0.00	0.00
2020-04-16 17:00:01	0	0.00	0.00	0.00
2020-04-16 18:00:01	0	0.00	0.00	0.00
2020-04-16 19:00:01	0	0.00	0.00	0.00
2020-04-16 20:00:01	0	0.00	0.00	0.00
2020-04-16 21:00:01	0	0.00	0.00	0.00
2020-04-16 22:00:01	0	0.00	0.00	0.00
2020-04-16 23:00:01	0	0.00	0.00	0.00
2020-04-17 00:00:01	0	0.00	0.00	0.00
2020-04-17 01:00:01	0	0.00	0.00	0.00
2020-04-17 02:00:01	0	0.00	0.00	0.00
2020-04-17 03:00:01	0	0.00	0.00	0.00
2020-04-17 04:00:01	0	0.00	0.00	0.00
2020-04-17 05:00:01	0	0.00	0.00	0.00
2020-04-17 06:00:01	0	0.00	0.00	0.00
2020-04-17 07:00:01	0	0.00	0.00	0.00
2020-04-17 08:00:01	0	0.00	0.00	0.00
2020-04-17 09:00:01	0	0.00	0.00	0.00
2020-04-17 10:00:01	0	0.00	0.00	0.00
2020-04-17 11:00:01	0	0.00	0.00	0.00
2020-04-17 12:00:01	0	0.00	0.00	0.00
2020-04-17 13:00:01	0	0.00	0.00	0.00
2020-04-17 14:00:01	0	0.00	0.00	0.00
2020-04-17 15:00:01	0	0.00	0.00	0.00
2020-04-17 16:00:01	0	0.00	0.00	0.00
2020-04-17 17:00:01	0	0.00	0.00	0.00
2020-04-17 18:00:01	0	0.00	0.00	0.00
2020-04-17 19:00:01	0	0.00	0.00	0.00
2020-04-17 20:00:01	0	0.00	0.00	0.00
2020-04-17 21:00:01	0	0.00	0.00	0.00
2020-04-17 22:00:01	0	0.00	0.00	0.00
2020-04-17 23:00:01	0	0.00	0.00	0.00
2020-04-18 00:00:01	0	0.00	0.00	0.00
2020-04-18 01:00:01	0	0.00	0.00	0.00
2020-04-18 02:00:01	0	0.00	0.00	0.00
2020-04-18 03:00:01	0	0.00	0.00	0.00
2020-04-18 04:00:01	0	0.00	0.00	0.00
2020-04-18 05:00:01	0	0.00	0.00	0.00
2020-04-18 06:00:01	0	0.00	0.00	0.00

Date/Time	Ammonia to burner (yes/no)	Corrected NOx (NO2)	Corrected NH3	Corrected N2O
		mg/m ³	mg/m ³	mg/m ³
2020-04-18 07:00:01	0	0.00	0.00	0.00
2020-04-18 08:00:01	0	0.00	0.00	0.00
2020-04-18 09:00:01	0	0.00	0.00	0.00
2020-04-18 10:00:01	0	0.00	0.00	0.00
2020-04-18 11:00:01	0	0.00	0.00	0.00
2020-04-18 12:00:01	0	0.00	0.00	0.00
2020-04-18 13:00:01	0	0.00	0.00	0.00
2020-04-18 14:00:01	0	0.00	0.00	0.00
2020-04-18 15:00:01	0	0.00	0.00	0.00
2020-04-18 16:00:01	0	0.00	0.00	0.00
2020-04-18 17:00:01	0	0.00	0.00	0.00
2020-04-18 18:00:01	0	0.00	0.00	0.00
2020-04-18 19:00:01	0	0.00	0.00	0.00
2020-04-18 20:00:01	0	0.00	0.00	0.00
2020-04-18 21:00:01	0	0.00	0.00	0.00
2020-04-18 22:00:01	0	0.00	0.00	0.00
2020-04-18 23:00:01	0	0.00	0.00	0.00
2020-04-19 00:00:01	0	0.00	0.00	0.00
2020-04-19 01:00:01	0	0.00	0.00	0.00
2020-04-19 02:00:01	0	0.00	0.00	0.00
2020-04-19 03:00:01	1	52.11	0.04	48.32
2020-04-19 04:00:01	1	19.64	0.04	11.57
2020-04-19 05:00:01	1	17.30	0.03	10.29
2020-04-19 06:00:01	1	16.52	0.03	9.97
2020-04-19 07:00:01	1	19.57	0.02	9.95
2020-04-19 08:00:01	1	20.33	0.03	10.08
2020-04-19 09:00:01	1	18.37	0.08	11.16
2020-04-19 10:00:01	1	22.06	0.63	11.93
2020-04-19 11:00:01	1	22.96	0.36	14.07
2020-04-19 12:00:01	1	25.44	0.27	13.97
2020-04-19 13:00:01	1	25.76	0.49	14.78
2020-04-19 14:00:01	1	22.84	0.60	14.24
2020-04-19 15:00:01	1	33.32	0.08	11.71
2020-04-19 16:00:01	1	32.38	0.06	11.85
2020-04-19 17:00:01	1	19.25	0.30	13.88
2020-04-19 18:00:01	1	16.99	0.21	13.59
2020-04-19 19:00:01	1	66.23	0.15	23.61
2020-04-19 20:00:01	1	18.94	0.06	12.29
2020-04-19 21:00:01	1	16.89	0.19	12.99
2020-04-19 22:00:01	1	17.38	0.32	14.35
2020-04-19 23:00:01	1	20.91	0.23	15.64
2020-04-20 00:00:01	1	25.42	0.35	18.24

Date/Time	Ammonia to burner (yes/no)	Corrected NOx (NO2)	Corrected NH3	Corrected N2O
		mg/m ³	mg/m ³	mg/m ³
2020-04-20 01:00:01	1	21.47	0.41	18.48
2020-04-20 02:00:01	1	17.19	0.18	16.51
2020-04-20 03:00:01	1	16.03	0.06	14.69
2020-04-20 04:00:01	1	16.42	0.04	14.20
2020-04-20 05:00:01	1	19.28	0.04	14.27
2020-04-20 06:00:01	1	20.05	0.04	14.09
2020-04-20 07:00:01	1	20.29	0.04	14.12
2020-04-20 08:00:01	1	18.60	0.04	14.07
2020-04-20 09:00:01	1	17.54	0.04	13.81
2020-04-20 10:00:01	1	18.24	0.04	13.89
2020-04-20 11:00:01	1	18.72	0.03	13.58
2020-04-20 12:00:01	1	17.87	0.04	13.37
2020-04-20 13:00:01	1	19.13	0.04	13.22
2020-04-20 14:00:01	1	19.71	0.04	12.85
2020-04-20 15:00:01	1	20.14	0.04	11.73
2020-04-20 16:00:01	1	19.74	0.03	8.04
2020-04-20 17:00:01	1	18.23	0.07	6.75
2020-04-20 18:00:01	0	0.00	0.00	0.00
2020-04-20 19:00:01	0	0.00	0.00	0.00
2020-04-20 20:00:01	0	0.00	0.00	0.00
2020-04-20 21:00:01	0	0.00	0.00	0.00
2020-04-20 22:00:01	0	0.00	0.00	0.00
2020-04-20 23:00:01	0	0.00	0.00	0.00
2020-04-21 00:00:01	0	0.00	0.00	0.00
2020-04-21 01:00:01	0	0.00	0.00	0.00
2020-04-21 02:00:01	0	0.00	0.00	0.00
2020-04-21 03:00:01	0	0.00	0.00	0.00
2020-04-21 04:00:01	0	0.00	0.00	0.00
2020-04-21 05:00:01	0	0.00	0.00	0.00
2020-04-21 06:00:01	0	0.00	0.00	0.00
2020-04-21 07:00:01	0	0.00	0.00	0.00
2020-04-21 08:00:01	0	0.00	0.00	0.00
2020-04-21 09:00:01	0	0.00	0.00	0.00
2020-04-21 10:00:01	0	0.00	0.00	0.00
2020-04-21 11:00:01	0	0.00	0.00	0.00
2020-04-21 12:00:01	0	0.00	0.00	0.00
2020-04-21 13:00:01	0	0.00	0.00	0.00
2020-04-21 14:00:01	0	0.00	0.00	0.00
2020-04-21 15:00:01	0	0.00	0.00	0.00
2020-04-21 16:00:01	0	0.00	0.00	0.00
2020-04-21 17:00:01	0	0.00	0.00	0.00
2020-04-21 18:00:01	0	0.00	0.00	0.00

Date/Time	Ammonia to burner (yes/no)	Corrected NOx (NO2)	Corrected NH3	Corrected N2O
		mg/m ³	mg/m ³	mg/m ³
2020-04-21 19:00:01	0	0.00	0.00	0.00
2020-04-21 20:00:01	0	0.00	0.00	0.00
2020-04-21 21:00:01	0	0.00	0.00	0.00
2020-04-21 22:00:01	0	0.00	0.00	0.00
2020-04-21 23:00:01	0	0.00	0.00	0.00
2020-04-22 00:00:01	0	0.00	0.00	0.00
2020-04-22 01:00:01	0	0.00	0.00	0.00
2020-04-22 02:00:01	0	0.00	0.00	0.00
2020-04-22 03:00:01	0	0.00	0.00	0.00
2020-04-22 04:00:01	0	0.00	0.00	0.00
2020-04-22 05:00:01	0	0.00	0.00	0.00
2020-04-22 06:00:01	0	0.00	0.00	0.00
2020-04-22 07:00:01	0	0.00	0.00	0.00
2020-04-22 08:00:01	0	0.00	0.00	0.00
2020-04-22 09:00:01	0	0.00	0.00	0.00
2020-04-22 10:00:01	0	0.00	0.00	0.00
2020-04-22 11:00:01	0	0.00	0.00	0.00
2020-04-22 12:00:01	0	0.00	0.00	0.00
2020-04-22 13:00:01	0	0.00	0.00	0.00
2020-04-22 14:00:01	0	0.00	0.00	0.00
2020-04-22 15:00:01	0	0.00	0.00	0.00
2020-04-22 16:00:01	0	0.00	0.00	0.00
2020-04-22 17:00:01	0	0.00	0.00	0.00
2020-04-22 18:00:01	0	0.00	0.00	0.00
2020-04-22 19:00:01	0	0.00	0.00	0.00
2020-04-22 20:00:01	0	0.00	0.00	0.00
2020-04-22 21:00:01	0	0.00	0.00	0.00
2020-04-22 22:00:01	0	0.00	0.00	0.00
2020-04-22 23:00:01	0	0.00	0.00	0.00
2020-04-23 00:00:01	0	0.00	0.00	0.00
2020-04-23 01:00:01	0	0.00	0.00	0.00
2020-04-23 02:00:01	0	0.00	0.00	0.00
2020-04-23 03:00:01	0	0.00	0.00	0.00
2020-04-23 04:00:01	0	0.00	0.00	0.00
2020-04-23 05:00:01	0	0.00	0.00	0.00
2020-04-23 06:00:01	0	0.00	0.00	0.00
2020-04-23 07:00:01	0	0.00	0.00	0.00
2020-04-23 08:00:01	0	0.00	0.00	0.00
2020-04-23 09:00:01	0	0.00	0.00	0.00
2020-04-23 10:00:01	0	0.00	0.00	0.00
2020-04-23 11:00:01	0	0.00	0.00	0.00
2020-04-23 12:00:01	0	0.00	0.00	0.00

Date/Time	Ammonia to burner (yes/no)	Corrected NOx (NO2)	Corrected NH3	Corrected N2O
		mg/m ³	mg/m ³	mg/m ³
2020-04-23 13:00:01	0	0.00	0.00	0.00
2020-04-23 14:00:01	0	0.00	0.00	0.00
2020-04-23 15:00:01	0	0.00	0.00	0.00
2020-04-23 16:00:01	0	0.00	0.00	0.00
2020-04-23 17:00:01	0	0.00	0.00	0.00
2020-04-23 18:00:01	0	0.00	0.00	0.00
2020-04-23 19:00:01	0	0.00	0.00	0.00
2020-04-23 20:00:01	0	0.00	0.00	0.00
2020-04-23 21:00:01	0	0.00	0.00	0.00
2020-04-23 22:00:01	0	0.00	0.00	0.00
2020-04-23 23:00:01	0	0.00	0.00	0.00
2020-04-24 00:00:01	0	0.00	0.00	0.00
2020-04-24 01:00:01	0	0.00	0.00	0.00
2020-04-24 02:00:01	0	0.00	0.00	0.00
2020-04-24 03:00:01	0	0.00	0.00	0.00
2020-04-24 04:00:01	0	0.00	0.00	0.00
2020-04-24 05:00:01	0	0.00	0.00	0.00
2020-04-24 06:00:01	0	0.00	0.00	0.00
2020-04-24 07:00:01	0	0.00	0.00	0.00
2020-04-24 08:00:01	0	0.00	0.00	0.00
2020-04-24 09:00:01	0	0.00	0.00	0.00
2020-04-24 10:00:01	0	0.00	0.00	0.00
2020-04-24 11:00:01	0	0.00	0.00	0.00
2020-04-24 12:00:01	0	0.00	0.00	0.00
2020-04-24 13:00:01	0	0.00	0.00	0.00
2020-04-24 14:00:01	0	0.00	0.00	0.00
2020-04-24 15:00:01	0	0.00	0.00	0.00
2020-04-24 16:00:01	0	0.00	0.00	0.00
2020-04-24 17:00:01	0	0.00	0.00	0.00
2020-04-24 18:00:01	0	0.00	0.00	0.00
2020-04-24 19:00:01	0	0.00	0.00	0.00
2020-04-24 20:00:01	0	0.00	0.00	0.00
2020-04-24 21:00:01	0	0.00	0.00	0.00
2020-04-24 22:00:01	0	0.00	0.00	0.00
2020-04-24 23:00:01	0	0.00	0.00	0.00
2020-04-25 00:00:01	0	0.00	0.00	0.00
2020-04-25 01:00:01	0	0.00	0.00	0.00
2020-04-25 02:00:01	0	0.00	0.00	0.00
2020-04-25 03:00:01	0	0.00	0.00	0.00
2020-04-25 04:00:01	0	0.00	0.00	0.00
2020-04-25 05:00:01	0	0.00	0.00	0.00
2020-04-25 06:00:01	0	0.00	0.00	0.00

Date/Time	Ammonia to burner (yes/no)	Corrected NOx (NO2)	Corrected NH3	Corrected N2O
		mg/m ³	mg/m ³	mg/m ³
2020-04-25 07:00:01	0	0.00	0.00	0.00
2020-04-25 08:00:01	0	0.00	0.00	0.00
2020-04-25 09:00:01	0	0.00	0.00	0.00
2020-04-25 10:00:01	0	0.00	0.00	0.00
2020-04-25 11:00:01	0	0.00	0.00	0.00
2020-04-25 12:00:01	0	0.00	0.00	0.00
2020-04-25 13:00:01	0	0.00	0.00	0.00
2020-04-25 14:00:01	0	0.00	0.00	0.00
2020-04-25 15:00:01	0	0.00	0.00	0.00
2020-04-25 16:00:01	0	0.00	0.00	0.00
2020-04-25 17:00:01	0	0.00	0.00	0.00
2020-04-25 18:00:01	0	0.00	0.00	0.00
2020-04-25 19:00:01	0	0.00	0.00	0.00
2020-04-25 20:00:01	0	0.00	0.00	0.00
2020-04-25 21:00:01	0	0.00	0.00	0.00
2020-04-25 22:00:01	0	0.00	0.00	0.00
2020-04-25 23:00:01	0	0.00	0.00	0.00
2020-04-26 00:00:01	0	0.00	0.00	0.00
2020-04-26 01:00:01	0	0.00	0.00	0.00
2020-04-26 02:00:01	0	0.00	0.00	0.00
2020-04-26 03:00:01	0	0.00	0.00	0.00
2020-04-26 04:00:01	0	0.00	0.00	0.00
2020-04-26 05:00:01	0	0.00	0.00	0.00
2020-04-26 06:00:01	0	0.00	0.00	0.00
2020-04-26 07:00:01	0	0.00	0.00	0.00
2020-04-26 08:00:01	0	0.00	0.00	0.00
2020-04-26 09:00:01	0	0.00	0.00	0.00
2020-04-26 10:00:01	0	0.00	0.00	0.00
2020-04-26 11:00:01	0	0.00	0.00	0.00
2020-04-26 12:00:01	0	0.00	0.00	0.00
2020-04-26 13:00:01	0	0.00	0.00	0.00
2020-04-26 14:00:01	0	0.00	0.00	0.00
2020-04-26 15:00:01	0	0.00	0.00	0.00
2020-04-26 16:00:01	0	0.00	0.00	0.00
2020-04-26 17:00:01	0	0.00	0.00	0.00
2020-04-26 18:00:01	0	0.00	0.00	0.00
2020-04-26 19:00:01	0	0.00	0.00	0.00
2020-04-26 20:00:01	0	0.00	0.00	0.00
2020-04-26 21:00:01	0	0.00	0.00	0.00
2020-04-26 22:00:01	0	0.00	0.00	0.00
2020-04-26 23:00:01	0	0.00	0.00	0.00
2020-04-27 00:00:01	0	0.00	0.00	0.00

Date/Time	Ammonia to burner (yes/no)	Corrected NOx (NO2)	Corrected NH3	Corrected N2O
		mg/m ³	mg/m ³	mg/m ³
2020-04-27 01:00:01	0	0.00	0.00	0.00
2020-04-27 02:00:01	0	0.00	0.00	0.00
2020-04-27 03:00:01	0	0.00	0.00	0.00
2020-04-27 04:00:01	0	0.00	0.00	0.00
2020-04-27 05:00:01	0	0.00	0.00	0.00
2020-04-27 06:00:01	0	0.00	0.00	0.00
2020-04-27 07:00:01	0	0.00	0.00	0.00
2020-04-27 08:00:01	0	0.00	0.00	0.00
2020-04-27 09:00:01	0	0.00	0.00	0.00
2020-04-27 10:00:01	0	0.00	0.00	0.00
2020-04-27 11:00:01	0	0.00	0.00	0.00
2020-04-27 12:00:01	0	0.00	0.00	0.00
2020-04-27 13:00:01	0	0.00	0.00	0.00
2020-04-27 14:00:01	0	0.00	0.00	0.00
2020-04-27 15:00:01	0	0.00	0.00	0.00
2020-04-27 16:00:01	0	0.00	0.00	0.00
2020-04-27 17:00:01	0	0.00	0.00	0.00
2020-04-27 18:00:01	0	0.00	0.00	0.00
2020-04-27 19:00:01	0	0.00	0.00	0.00
2020-04-27 20:00:01	0	0.00	0.00	0.00
2020-04-27 21:00:01	0	0.00	0.00	0.00
2020-04-27 22:00:01	0	0.00	0.00	0.00
2020-04-27 23:00:01	0	0.00	0.00	0.00
2020-04-28 00:00:01	0	0.00	0.00	0.00
2020-04-28 01:00:01	0	0.00	0.00	0.00
2020-04-28 02:00:01	0	0.00	0.00	0.00
2020-04-28 03:00:01	0	0.00	0.00	0.00
2020-04-28 04:00:01	0	0.00	0.00	0.00
2020-04-28 05:00:01	0	0.00	0.00	0.00
2020-04-28 06:00:01	0	0.00	0.00	0.00
2020-04-28 07:00:01	0	0.00	0.00	0.00
2020-04-28 08:00:01	0	0.00	0.00	0.00
2020-04-28 09:00:01	0	0.00	0.00	0.00
2020-04-28 10:00:01	0	0.00	0.00	0.00
2020-04-28 11:00:01	0	0.00	0.00	0.00
2020-04-28 12:00:01	0	0.00	0.00	0.00
2020-04-28 13:00:01	0	0.00	0.00	0.00
2020-04-28 14:00:01	0	0.00	0.00	0.00
2020-04-28 15:00:01	0	0.00	0.00	0.00
2020-04-28 16:00:01	0	0.00	0.00	0.00
2020-04-28 17:00:01	0	0.00	0.00	0.00
2020-04-28 18:00:01	0	0.00	0.00	0.00

Date/Time	Ammonia to burner (yes/no)	Corrected NOx (NO2)	Corrected NH3	Corrected N2O
		mg/m ³	mg/m ³	mg/m ³
2020-04-28 19:00:01	0	0.00	0.00	0.00
2020-04-28 20:00:01	0	0.00	0.00	0.00
2020-04-28 21:00:01	0	0.00	0.00	0.00
2020-04-28 22:00:01	0	0.00	0.00	0.00
2020-04-28 23:00:01	0	0.00	0.00	0.00
2020-04-29 00:00:01	0	0.00	0.00	0.00
2020-04-29 01:00:01	0	0.00	0.00	0.00
2020-04-29 02:00:01	0	0.00	0.00	0.00
2020-04-29 03:00:01	0	0.00	0.00	0.00
2020-04-29 04:00:01	0	0.00	0.00	0.00
2020-04-29 05:00:01	0	0.00	0.00	0.00
2020-04-29 06:00:01	0	0.00	0.00	0.00
2020-04-29 07:00:01	0	0.00	0.00	0.00
2020-04-29 08:00:01	0	0.00	0.00	0.00
2020-04-29 09:00:01	0	0.00	0.00	0.00
2020-04-29 10:00:01	0	0.00	0.00	0.00
2020-04-29 11:00:01	0	0.00	0.00	0.00
2020-04-29 12:00:01	0	0.00	0.00	0.00
2020-04-29 13:00:01	0	0.00	0.00	0.00
2020-04-29 14:00:01	0	0.00	0.00	0.00
2020-04-29 15:00:01	0	0.00	0.00	0.00
2020-04-29 16:00:01	0	0.00	0.00	0.00
2020-04-29 17:00:01	0	0.00	0.00	0.00
2020-04-29 18:00:01	0	0.00	0.00	0.00
2020-04-29 19:00:01	0	0.00	0.00	0.00
2020-04-29 20:00:01	0	0.00	0.00	0.00
2020-04-29 21:00:01	0	0.00	0.00	0.00
2020-04-29 22:00:01	0	0.00	0.00	0.00
2020-04-29 23:00:01	0	0.00	0.00	0.00
2020-04-30 00:00:01	0	0.00	0.00	0.00
2020-04-30 01:00:01	0	0.00	0.00	0.00
2020-04-30 02:00:01	0	0.00	0.00	0.00
2020-04-30 03:00:01	0	0.00	0.00	0.00
2020-04-30 04:00:01	0	0.00	0.00	0.00
2020-04-30 05:00:01	0	0.00	0.00	0.00
2020-04-30 06:00:01	0	0.00	0.00	0.00
2020-04-30 07:00:01	0	0.00	0.00	0.00
2020-04-30 08:00:01	0	0.00	0.00	0.00
2020-04-30 09:00:01	0	0.00	0.00	0.00
2020-04-30 10:00:01	0	0.00	0.00	0.00
2020-04-30 11:00:01	0	0.00	0.00	0.00
2020-04-30 12:00:01	0	0.00	0.00	0.00

Date/Time	Ammonia to burner (yes/no)	Corrected NOx (NO2)	Corrected NH3	Corrected N2O
		mg/m ³	mg/m ³	mg/m ³
2020-04-30 13:00:01	0	0.00	0.00	0.00
2020-04-30 14:00:01	0	0.00	0.00	0.00
2020-04-30 15:00:01	0	0.00	0.00	0.00
2020-04-30 16:00:01	0	0.00	0.00	0.00
2020-04-30 17:00:01	0	0.00	0.00	0.00
2020-04-30 18:00:01	0	0.00	0.00	0.00
2020-04-30 19:00:01	0	0.00	0.00	0.00
2020-04-30 20:00:01	0	0.00	0.00	0.00
2020-04-30 21:00:01	0	0.00	0.00	0.00
2020-04-30 22:00:01	0	0.00	0.00	0.00
2020-04-30 23:00:01	0	0.00	0.00	0.00
2020-05-01 00:00:01	0	0.00	0.00	0.00
2020-05-01 01:00:01	0	0.00	0.00	0.00
2020-05-01 02:00:01	0	0.00	0.00	0.00
2020-05-01 03:00:01	0	0.00	0.00	0.00
2020-05-01 04:00:01	0	0.00	0.00	0.00
2020-05-01 05:00:01	0	0.00	0.00	0.00
2020-05-01 06:00:01	0	0.00	0.00	0.00
2020-05-01 07:00:01	0	0.00	0.00	0.00
2020-05-01 08:00:01	0	0.00	0.00	0.00
2020-05-01 09:00:01	0	0.00	0.00	0.00
2020-05-01 10:00:01	0	0.00	0.00	0.00
2020-05-01 11:00:01	0	0.00	0.00	0.00
2020-05-01 12:00:01	0	0.00	0.00	0.00
2020-05-01 13:00:01	0	0.00	0.00	0.00
2020-05-01 14:00:01	0	0.00	0.00	0.00
2020-05-01 15:00:01	0	0.00	0.00	0.00
2020-05-01 16:00:01	0	0.00	0.00	0.00
2020-05-01 17:00:01	0	0.00	0.00	0.00
2020-05-01 18:00:01	0	0.00	0.00	0.00
2020-05-01 19:00:01	0	0.00	0.00	0.00
2020-05-01 20:00:01	0	0.00	0.00	0.00
2020-05-01 21:00:01	0	0.00	0.00	0.00
2020-05-01 22:00:01	0	0.00	0.00	0.00
2020-05-01 23:00:01	0	0.00	0.00	0.00
2020-05-02 00:00:01	0	0.00	0.00	0.00
2020-05-02 01:00:01	0	0.00	0.00	0.00
2020-05-02 02:00:01	0	0.00	0.00	0.00
2020-05-02 03:00:01	0	0.00	0.00	0.00
2020-05-02 04:00:01	0	0.00	0.00	0.00
2020-05-02 05:00:01	0	0.00	0.00	0.00
2020-05-02 06:00:01	0	0.00	0.00	0.00

Date/Time	Ammonia to burner (yes/no)	Corrected NOx (NO2)	Corrected NH3	Corrected N2O
		mg/m ³	mg/m ³	mg/m ³
2020-05-02 07:00:01	0	0.00	0.00	0.00
2020-05-02 08:00:01	0	0.00	0.00	0.00
2020-05-02 09:00:01	0	0.00	0.00	0.00
2020-05-02 10:00:01	0	0.00	0.00	0.00
2020-05-02 11:00:01	0	0.00	0.00	0.00
2020-05-02 12:00:01	0	0.00	0.00	0.00
2020-05-02 13:00:01	0	0.00	0.00	0.00
2020-05-02 14:00:01	0	0.00	0.00	0.00
2020-05-02 15:00:01	0	0.00	0.00	0.00
2020-05-02 16:00:01	0	0.00	0.00	0.00
2020-05-02 17:00:01	0	0.00	0.00	0.00
2020-05-02 18:00:01	0	0.00	0.00	0.00
2020-05-02 19:00:01	0	0.00	0.00	0.00
2020-05-02 20:00:01	0	0.00	0.00	0.00
2020-05-02 21:00:01	0	0.00	0.00	0.00
2020-05-02 22:00:01	0	0.00	0.00	0.00
2020-05-02 23:00:01	0	0.00	0.00	0.00
2020-05-03 00:00:01	0	0.00	0.00	0.00
2020-05-03 01:00:01	0	0.00	0.00	0.00
2020-05-03 02:00:01	0	0.00	0.00	0.00
2020-05-03 03:00:01	0	0.00	0.00	0.00
2020-05-03 04:00:01	0	0.00	0.00	0.00
2020-05-03 05:00:01	0	0.00	0.00	0.00
2020-05-03 06:00:01	0	0.00	0.00	0.00
2020-05-03 07:00:01	0	0.00	0.00	0.00
2020-05-03 08:00:01	0	0.00	0.00	0.00
2020-05-03 09:00:01	0	0.00	0.00	0.00
2020-05-03 10:00:01	0	0.00	0.00	0.00
2020-05-03 11:00:01	0	0.00	0.00	0.00
2020-05-03 12:00:01	0	0.00	0.00	0.00
2020-05-03 13:00:01	0	0.00	0.00	0.00
2020-05-03 14:00:01	0	0.00	0.00	0.00
2020-05-03 15:00:01	0	0.00	0.00	0.00
2020-05-03 16:00:01	0	0.00	0.00	0.00
2020-05-03 17:00:01	0	0.00	0.00	0.00
2020-05-03 18:00:01	0	0.00	0.00	0.00
2020-05-03 19:00:01	0	0.00	0.00	0.00
2020-05-03 20:00:01	0	0.00	0.00	0.00
2020-05-03 21:00:01	0	0.00	0.00	0.00
2020-05-03 22:00:01	0	0.00	0.00	0.00
2020-05-03 23:00:01	0	0.00	0.00	0.00
2020-05-04 00:00:01	0	0.00	0.00	0.00

Date/Time	Ammonia to burner (yes/no)	Corrected NOx (NO2)	Corrected NH3	Corrected N2O
		mg/m ³	mg/m ³	mg/m ³
2020-05-04 01:00:01	0	0.00	0.00	0.00
2020-05-04 02:00:01	0	0.00	0.00	0.00
2020-05-04 03:00:01	0	0.00	0.00	0.00
2020-05-04 04:00:01	0	0.00	0.00	0.00
2020-05-04 05:00:01	0	0.00	0.00	0.00
2020-05-04 06:00:01	0	0.00	0.00	0.00
2020-05-04 07:00:01	0	0.00	0.00	0.00
2020-05-04 08:00:01	0	0.00	0.00	0.00
2020-05-04 09:00:01	0	0.00	0.00	0.00
2020-05-04 10:00:01	0	0.00	0.00	0.00
2020-05-04 11:00:01	0	0.00	0.00	0.00
2020-05-04 12:00:01	0	0.00	0.00	0.00
2020-05-04 13:00:01	0	0.00	0.00	0.00
2020-05-04 14:00:01	0	0.00	0.00	0.00
2020-05-04 15:00:01	0	0.00	0.00	0.00
2020-05-04 16:00:01	0	0.00	0.00	0.00
2020-05-04 17:00:01	0	0.00	0.00	0.00
2020-05-04 18:00:01	0	0.00	0.00	0.00
2020-05-04 19:00:01	0	0.00	0.00	0.00
2020-05-04 20:00:01	0	0.00	0.00	0.00
2020-05-04 21:00:01	0	0.00	0.00	0.00
2020-05-04 22:00:01	0	0.00	0.00	0.00
2020-05-04 23:00:01	0	0.00	0.00	0.00
2020-05-05 00:00:01	0	0.00	0.00	0.00
2020-05-05 01:00:01	0	0.00	0.00	0.00
2020-05-05 02:00:01	0	0.00	0.00	0.00
2020-05-05 03:00:01	0	0.00	0.00	0.00
2020-05-05 04:00:01	0	0.00	0.00	0.00
2020-05-05 05:00:01	0	0.00	0.00	0.00
2020-05-05 06:00:01	0	0.00	0.00	0.00
2020-05-05 07:00:01	0	0.00	0.00	0.00
2020-05-05 08:00:01	0	0.00	0.00	0.00
2020-05-05 09:00:01	0	0.00	0.00	0.00
2020-05-05 10:00:01	0	0.00	0.00	0.00
2020-05-05 11:00:01	0	0.00	0.00	0.00
2020-05-05 12:00:01	0	0.00	0.00	0.00
2020-05-05 13:00:01	0	0.00	0.00	0.00
2020-05-05 14:00:01	0	0.00	0.00	0.00
2020-05-05 15:00:01	0	0.00	0.00	0.00
2020-05-05 16:00:01	0	0.00	0.00	0.00
2020-05-05 17:00:01	0	0.00	0.00	0.00
2020-05-05 18:00:01	0	0.00	0.00	0.00

Date/Time	Ammonia to burner (yes/no)	Corrected NOx (NO2)	Corrected NH3	Corrected N2O
		mg/m ³	mg/m ³	mg/m ³
2020-05-05 19:00:01	0	0.00	0.00	0.00
2020-05-05 20:00:01	0	0.00	0.00	0.00
2020-05-05 21:00:01	0	0.00	0.00	0.00
2020-05-05 22:00:01	0	0.00	0.00	0.00
2020-05-05 23:00:01	0	0.00	0.00	0.00
2020-05-06 00:00:01	0	0.00	0.00	0.00
2020-05-06 01:00:01	0	0.00	0.00	0.00
2020-05-06 02:00:01	0	0.00	0.00	0.00
2020-05-06 03:00:01	0	0.00	0.00	0.00
2020-05-06 04:00:01	0	0.00	0.00	0.00
2020-05-06 05:00:01	0	0.00	0.00	0.00
2020-05-06 06:00:01	0	0.00	0.00	0.00
2020-05-06 07:00:01	0	0.00	0.00	0.00
2020-05-06 08:00:01	0	0.00	0.00	0.00
2020-05-06 09:00:01	0	0.00	0.00	0.00
2020-05-06 10:00:01	0	0.00	0.00	0.00
2020-05-06 11:00:01	0	0.00	0.00	0.00
2020-05-06 12:00:01	0	0.00	0.00	0.00
2020-05-06 13:00:01	0	0.00	0.00	0.00
2020-05-06 14:00:01	0	0.00	0.00	0.00
2020-05-06 15:00:01	0	0.00	0.00	0.00
2020-05-06 16:00:01	0	0.00	0.00	0.00
2020-05-06 17:00:01	0	0.00	0.00	0.00
2020-05-06 18:00:01	0	0.00	0.00	0.00
2020-05-06 19:00:01	0	0.00	0.00	0.00
2020-05-06 20:00:01	0	0.00	0.00	0.00
2020-05-06 21:00:01	0	0.00	0.00	0.00
2020-05-06 22:00:01	0	0.00	0.00	0.00
2020-05-06 23:00:01	0	0.00	0.00	0.00
2020-05-07 00:00:01	0	0.00	0.00	0.00
2020-05-07 01:00:01	0	0.00	0.00	0.00
2020-05-07 02:00:01	0	0.00	0.00	0.00
2020-05-07 03:00:01	0	0.00	0.00	0.00
2020-05-07 04:00:01	0	0.00	0.00	0.00
2020-05-07 05:00:01	0	0.00	0.00	0.00
2020-05-07 06:00:01	0	0.00	0.00	0.00
2020-05-07 07:00:01	0	0.00	0.00	0.00
2020-05-07 08:00:01	0	0.00	0.00	0.00
2020-05-07 09:00:01	0	0.00	0.00	0.00
2020-05-07 10:00:01	0	0.00	0.00	0.00
2020-05-07 11:00:01	0	0.00	0.00	0.00
2020-05-07 12:00:01	0	0.00	0.00	0.00

Date/Time	Ammonia to burner (yes/no)	Corrected NOx (NO2)	Corrected NH3	Corrected N2O
		mg/m ³	mg/m ³	mg/m ³
2020-05-07 13:00:01	0	0.00	0.00	0.00
2020-05-07 14:00:01	0	0.00	0.00	0.00
2020-05-07 15:00:01	0	0.00	0.00	0.00
2020-05-07 16:00:01	0	0.00	0.00	0.00
2020-05-07 17:00:01	0	0.00	0.00	0.00
2020-05-07 18:00:01	0	0.00	0.00	0.00
2020-05-07 19:00:01	0	0.00	0.00	0.00
2020-05-07 20:00:01	0	0.00	0.00	0.00
2020-05-07 21:00:01	0	0.00	0.00	0.00
2020-05-07 22:00:01	0	0.00	0.00	0.00
2020-05-07 23:00:01	0	0.00	0.00	0.00
2020-05-08 00:00:01	0	0.00	0.00	0.00
2020-05-08 01:00:01	0	0.00	0.00	0.00
2020-05-08 02:00:01	0	0.00	0.00	0.00
2020-05-08 03:00:01	0	0.00	0.00	0.00
2020-05-08 04:00:01	0	0.00	0.00	0.00
2020-05-08 05:00:01	0	0.00	0.00	0.00
2020-05-08 06:00:01	0	0.00	0.00	0.00
2020-05-08 07:00:01	0	0.00	0.00	0.00
2020-05-08 08:00:01	0	0.00	0.00	0.00
2020-05-08 09:00:01	0	0.00	0.00	0.00
2020-05-08 10:00:01	0	0.00	0.00	0.00
2020-05-08 11:00:01	0	0.00	0.00	0.00
2020-05-08 12:00:01	0	0.00	0.00	0.00
2020-05-08 13:00:01	0	0.00	0.00	0.00
2020-05-08 14:00:01	0	0.00	0.00	0.00
2020-05-08 15:00:01	0	0.00	0.00	0.00
2020-05-08 16:00:01	0	0.00	0.00	0.00
2020-05-08 17:00:01	0	0.00	0.00	0.00
2020-05-08 18:00:01	0	0.00	0.00	0.00
2020-05-08 19:00:01	0	0.00	0.00	0.00
2020-05-08 20:00:01	0	0.00	0.00	0.00
2020-05-08 21:00:01	0	0.00	0.00	0.00
2020-05-08 22:00:01	0	0.00	0.00	0.00
2020-05-08 23:00:01	0	0.00	0.00	0.00
2020-05-09 00:00:01	0	0.00	0.00	0.00
2020-05-09 01:00:01	0	0.00	0.00	0.00
2020-05-09 02:00:01	0	0.00	0.00	0.00
2020-05-09 03:00:01	0	0.00	0.00	0.00
2020-05-09 04:00:01	0	0.00	0.00	0.00
2020-05-09 05:00:01	0	0.00	0.00	0.00
2020-05-09 06:00:01	0	0.00	0.00	0.00

Date/Time	Ammonia to burner (yes/no)	Corrected NOx (NO2)	Corrected NH3	Corrected N2O
		mg/m ³	mg/m ³	mg/m ³
2020-05-09 07:00:01	0	0.00	0.00	0.00
2020-05-09 08:00:01	0	0.00	0.00	0.00
2020-05-09 09:00:01	0	0.00	0.00	0.00
2020-05-09 10:00:01	0	0.00	0.00	0.00
2020-05-09 11:00:01	0	0.00	0.00	0.00
2020-05-09 12:00:01	0	0.00	0.00	0.00
2020-05-09 13:00:01	0	0.00	0.00	0.00
2020-05-09 14:00:01	0	0.00	0.00	0.00
2020-05-09 15:00:01	0	0.00	0.00	0.00
2020-05-09 16:00:01	0	0.00	0.00	0.00
2020-05-09 17:00:01	0	0.00	0.00	0.00
2020-05-09 18:00:01	0	0.00	0.00	0.00
2020-05-09 19:00:01	0	0.00	0.00	0.00
2020-05-09 20:00:01	0	0.00	0.00	0.00
2020-05-09 21:00:01	0	0.00	0.00	0.00
2020-05-09 22:00:01	0	0.00	0.00	0.00
2020-05-09 23:00:01	0	0.00	0.00	0.00
2020-05-10 00:00:01	0	0.00	0.00	0.00
2020-05-10 01:00:01	0	0.00	0.00	0.00
2020-05-10 02:00:01	0	0.00	0.00	0.00
2020-05-10 03:00:01	0	0.00	0.00	0.00
2020-05-10 04:00:01	0	0.00	0.00	0.00
2020-05-10 05:00:01	0	0.00	0.00	0.00
2020-05-10 06:00:01	0	0.00	0.00	0.00
2020-05-10 07:00:01	0	0.00	0.00	0.00
2020-05-10 08:00:01	0	0.00	0.00	0.00
2020-05-10 09:00:01	0	0.00	0.00	0.00
2020-05-10 10:00:01	0	0.00	0.00	0.00
2020-05-10 11:00:01	0	0.00	0.00	0.00
2020-05-10 12:00:01	0	0.00	0.00	0.00
2020-05-10 13:00:01	0	0.00	0.00	0.00
2020-05-10 14:00:01	0	0.00	0.00	0.00
2020-05-10 15:00:01	0	0.00	0.00	0.00
2020-05-10 16:00:01	0	0.00	0.00	0.00
2020-05-10 17:00:01	0	0.00	0.00	0.00
2020-05-10 18:00:01	0	0.00	0.00	0.00
2020-05-10 19:00:01	0	0.00	0.00	0.00
2020-05-10 20:00:01	0	0.00	0.00	0.00
2020-05-10 21:00:01	0	0.00	0.00	0.00
2020-05-10 22:00:01	0	0.00	0.00	0.00
2020-05-10 23:00:01	0	0.00	0.00	0.00
2020-05-11 00:00:01	0	0.00	0.00	0.00

Date/Time	Ammonia to burner (yes/no)	Corrected NOx (NO2)	Corrected NH3	Corrected N2O
		mg/m ³	mg/m ³	mg/m ³
2020-05-11 01:00:01	0	0.00	0.00	0.00
2020-05-11 02:00:01	0	0.00	0.00	0.00
2020-05-11 03:00:01	0	0.00	0.00	0.00
2020-05-11 04:00:01	0	0.00	0.00	0.00
2020-05-11 05:00:01	0	0.00	0.00	0.00
2020-05-11 06:00:01	0	0.00	0.00	0.00
2020-05-11 07:00:01	0	0.00	0.00	0.00
2020-05-11 08:00:01	0	0.00	0.00	0.00
2020-05-11 09:00:01	0	0.00	0.00	0.00
2020-05-11 10:00:01	0	0.00	0.00	0.00
2020-05-11 11:00:01	0	0.00	0.00	0.00
2020-05-11 12:00:01	0	0.00	0.00	0.00
2020-05-11 13:00:01	0	0.00	0.00	0.00
2020-05-11 14:00:01	0	0.00	0.00	0.00
2020-05-11 15:00:01	0	0.00	0.00	0.00
2020-05-11 16:00:01	0	0.00	0.00	0.00
2020-05-11 17:00:01	0	0.00	0.00	0.00
2020-05-11 18:00:01	0	0.00	0.00	0.00
2020-05-11 19:00:01	0	0.00	0.00	0.00
2020-05-11 20:00:01	0	0.00	0.00	0.00
2020-05-11 21:00:01	0	0.00	0.00	0.00
2020-05-11 22:00:01	0	0.00	0.00	0.00
2020-05-11 23:00:01	0	0.00	0.00	0.00
2020-05-12 00:00:01	0	0.00	0.00	0.00
2020-05-12 01:00:01	0	0.00	0.00	0.00
2020-05-12 02:00:01	0	0.00	0.00	0.00
2020-05-12 03:00:01	0	0.00	0.00	0.00
2020-05-12 04:00:01	0	0.00	0.00	0.00
2020-05-12 05:00:01	0	0.00	0.00	0.00
2020-05-12 06:00:01	0	0.00	0.00	0.00
2020-05-12 07:00:01	0	0.00	0.00	0.00
2020-05-12 08:00:01	0	0.00	0.00	0.00
2020-05-12 09:00:01	0	0.00	0.00	0.00
2020-05-12 10:00:01	0	0.00	0.00	0.00
2020-05-12 11:00:01	0	0.00	0.00	0.00
2020-05-12 12:00:01	0	0.00	0.00	0.00
2020-05-12 13:00:01	0	0.00	0.00	0.00
2020-05-12 14:00:01	0	0.00	0.00	0.00
2020-05-12 15:00:01	0	0.00	0.00	0.00
2020-05-12 16:00:01	0	0.00	0.00	0.00
2020-05-12 17:00:01	0	0.00	0.00	0.00
2020-05-12 18:00:01	0	0.00	0.00	0.00

Date/Time	Ammonia to burner (yes/no)	Corrected NOx (NO2)	Corrected NH3	Corrected N2O
		mg/m ³	mg/m ³	mg/m ³
2020-05-12 19:00:01	0	0.00	0.00	0.00
2020-05-12 20:00:01	0	0.00	0.00	0.00
2020-05-12 21:00:01	0	0.00	0.00	0.00
2020-05-12 22:00:01	0	0.00	0.00	0.00
2020-05-12 23:00:01	1	205.22	0.29	85.75
2020-05-13 00:00:01	1	22.98	0.11	10.35
2020-05-13 01:00:01	1	10.24	0.09	9.86
2020-05-13 02:00:01	1	15.97	0.06	9.49
2020-05-13 03:00:01	1	15.73	0.04	9.36
2020-05-13 04:00:01	1	15.41	0.02	9.29
2020-05-13 05:00:01	1	17.96	0.02	9.63
2020-05-13 06:00:01	1	16.20	0.17	11.80
2020-05-13 07:00:01	1	15.72	0.45	13.83
2020-05-13 08:00:01	1	20.82	0.35	15.07
2020-05-13 09:00:01	1	34.06	0.29	15.74
2020-05-13 10:00:01	1	59.02	0.41	15.89
2020-05-13 11:00:01	1	46.91	0.49	21.48
2020-05-13 12:00:01	1	46.14	0.20	22.23
2020-05-13 13:00:01	1	36.52	0.32	22.10
2020-05-13 14:00:01	1	31.63	0.45	21.33
2020-05-13 15:00:01	1	27.60	0.32	19.89
2020-05-13 16:00:01	1	30.76	0.06	15.42
2020-05-13 17:00:01	1	31.49	0.33	14.61
2020-05-13 18:00:01	1	21.10	0.09	11.87
2020-05-13 19:00:01	1	63.41	0.04	21.13
2020-05-13 20:00:01	1	14.28	0.03	10.71
2020-05-13 21:00:01	1	14.04	0.03	10.74
2020-05-13 22:00:01	1	15.96	0.02	10.59
2020-05-13 23:00:01	1	15.91	0.01	10.63
2020-05-14 00:00:01	1	15.77	0.01	10.57
2020-05-14 01:00:01	1	15.03	0.00	10.56
2020-05-14 02:00:01	1	15.47	0.00	10.36
2020-05-14 03:00:01	1	15.60	0.00	10.39
2020-05-14 04:00:01	1	15.59	0.00	10.40
2020-05-14 05:00:01	1	15.28	0.01	10.39
2020-05-14 06:00:01	1	15.40	0.01	10.42
2020-05-14 07:00:01	1	15.26	0.00	10.39
2020-05-14 08:00:01	1	16.53	0.01	10.41
2020-05-14 09:00:01	1	15.61	0.02	10.26
2020-05-14 10:00:01	1	16.00	0.01	10.26
2020-05-14 11:00:01	1	15.10	0.00	10.11
2020-05-14 12:00:01	1	15.18	0.00	10.03

Date/Time	Ammonia to burner (yes/no)	Corrected NOx (NO2)	Corrected NH3	Corrected N2O
		mg/m ³	mg/m ³	mg/m ³
2020-05-14 13:00:01	1	14.54	0.01	10.04
2020-05-14 14:00:01	1	15.18	0.00	9.81
2020-05-14 15:00:01	1	14.39	0.00	9.66
2020-05-14 16:00:01	1	14.54	0.00	9.68
2020-05-14 17:00:01	1	14.27	0.04	9.91
2020-05-14 18:00:01	1	21.40	0.00	10.02
2020-05-14 19:00:01	1	75.18	0.00	20.55
2020-05-14 20:00:01	1	14.49	0.00	10.22
2020-05-14 21:00:01	1	13.99	0.00	10.59
2020-05-14 22:00:01	1	14.59	0.00	10.64
2020-05-14 23:00:01	1	14.23	0.00	10.68
2020-05-15 00:00:01	1	14.28	0.00	10.63
2020-05-15 01:00:01	1	14.44	0.00	10.65
2020-05-15 02:00:01	1	14.04	0.00	10.74
2020-05-15 03:00:01	1	14.20	0.00	10.63
2020-05-15 04:00:01	1	14.73	0.01	10.45
2020-05-15 05:00:01	1	14.51	0.01	10.43
2020-05-15 06:00:01	1	14.17	0.00	10.32
2020-05-15 07:00:01	1	14.43	0.00	10.40
2020-05-15 08:00:01	1	14.56	0.00	10.39
2020-05-15 09:00:01	1	14.77	0.01	10.22
2020-05-15 10:00:01	1	14.69	0.00	9.77
2020-05-15 11:00:01	1	14.19	0.00	8.80
2020-05-15 12:00:01	1	14.18	0.01	8.70
2020-05-15 13:00:01	1	14.61	0.00	8.65
2020-05-15 14:00:01	1	14.71	0.00	8.47
2020-05-15 15:00:01	1	13.66	0.00	8.68
2020-05-15 16:00:01	1	14.27	0.00	8.66
2020-05-15 17:00:01	1	15.23	0.04	8.73
2020-05-15 18:00:01	1	12.95	0.01	8.65
2020-05-15 19:00:01	1	56.26	0.23	20.36
2020-05-15 20:00:01	1	13.60	0.01	8.74
2020-05-15 21:00:01	1	13.93	0.00	8.72
2020-05-15 22:00:01	1	14.70	0.00	8.69
2020-05-15 23:00:01	1	14.94	0.00	8.72
2020-05-16 00:00:01	1	15.34	0.00	8.84
2020-05-16 01:00:01	1	15.81	0.00	8.73
2020-05-16 02:00:01	1	15.45	0.02	8.65
2020-05-16 03:00:01	1	13.72	0.01	8.70
2020-05-16 04:00:01	1	12.33	0.02	9.27
2020-05-16 05:00:01	1	12.72	0.04	9.48
2020-05-16 06:00:01	1	12.21	0.02	9.24

Date/Time	Ammonia to burner (yes/no)	Corrected NOx (NO2)	Corrected NH3	Corrected N2O
		mg/m ³	mg/m ³	mg/m ³
2020-05-16 07:00:01	1	12.28	0.02	8.89
2020-05-16 08:00:01	1	12.37	0.03	8.76
2020-05-16 09:00:01	1	12.65	0.04	8.67
2020-05-16 10:00:01	1	13.54	0.02	8.49
2020-05-16 11:00:01	1	12.76	0.01	8.30
2020-05-16 12:00:01	1	12.22	0.00	8.34
2020-05-16 13:00:01	1	12.57	0.00	8.30
2020-05-16 14:00:01	1	13.09	0.00	8.14
2020-05-16 15:00:01	1	13.45	0.00	7.98
2020-05-16 16:00:01	1	14.75	0.00	8.07
2020-05-16 17:00:01	1	14.41	0.00	8.13
2020-05-16 18:00:01	1	14.09	0.00	8.24
2020-05-16 19:00:01	1	14.07	0.00	8.43
2020-05-16 20:00:01	1	15.29	0.00	8.47
2020-05-16 21:00:01	1	16.14	0.00	8.54
2020-05-16 22:00:01	1	62.35	0.00	19.46
2020-05-16 23:00:01	1	13.08	0.01	8.54
2020-05-17 00:00:01	1	14.06	0.01	8.49
2020-05-17 01:00:01	1	14.79	0.00	8.51
2020-05-17 02:00:01	1	14.17	0.00	8.55
2020-05-17 03:00:01	1	13.90	0.00	8.56
2020-05-17 04:00:01	1	13.90	0.00	8.59
2020-05-17 05:00:01	1	13.99	0.00	8.71
2020-05-17 06:00:01	1	13.83	0.00	8.60
2020-05-17 07:00:01	1	13.84	0.00	8.60
2020-05-17 08:00:01	1	13.23	0.00	8.73
2020-05-17 09:00:01	1	6.80	0.05	8.60
2020-05-17 10:00:01	1	9.10	0.01	8.53
2020-05-17 11:00:01	1	15.51	0.01	8.23
2020-05-17 12:00:01	1	20.62	0.01	8.12
2020-05-17 13:00:01	1	33.99	0.00	8.14
2020-05-17 14:00:01	1	14.03	0.00	8.01
2020-05-17 15:00:01	1	14.20	0.00	7.95
2020-05-17 16:00:01	1	13.88	0.00	7.95
2020-05-17 17:00:01	1	14.16	0.00	8.10
2020-05-17 18:00:01	1	14.33	0.00	8.25
2020-05-17 19:00:01	1	14.33	0.00	8.29
2020-05-17 20:00:01	1	14.02	0.00	8.38
2020-05-17 21:00:01	1	14.35	0.01	8.42
2020-05-17 22:00:01	1	61.10	0.01	19.28
2020-05-17 23:00:01	1	12.71	0.00	8.53
2020-05-18 00:00:01	1	13.62	0.01	8.47

Date/Time	Ammonia to burner (yes/no)	Corrected NOx (NO2)	Corrected NH3	Corrected N2O
		mg/m ³	mg/m ³	mg/m ³
2020-05-18 01:00:01	1	13.64	0.01	8.36
2020-05-18 02:00:01	1	13.46	0.02	8.40
2020-05-18 03:00:01	1	13.34	0.01	8.39
2020-05-18 04:00:01	1	13.31	0.01	8.37
2020-05-18 05:00:01	1	13.36	0.01	8.43
2020-05-18 06:00:01	1	13.46	0.01	8.39
2020-05-18 07:00:01	1	13.44	0.00	8.43
2020-05-18 08:00:01	1	14.64	0.01	8.36
2020-05-18 09:00:01	1	16.84	0.07	8.28
2020-05-18 10:00:01	1	13.78	0.04	8.35
2020-05-18 11:00:01	1	13.57	0.03	8.18
2020-05-18 12:00:01	1	13.74	0.01	8.07
2020-05-18 13:00:01	1	14.13	0.00	7.97
2020-05-18 14:00:01	1	14.46	0.01	7.94
2020-05-18 15:00:01	1	14.62	0.00	7.82
2020-05-18 16:00:01	1	14.35	0.01	7.82
2020-05-18 17:00:01	1	14.07	0.01	7.93
2020-05-18 18:00:01	1	13.82	0.00	7.96
2020-05-18 19:00:01	1	13.62	0.00	8.10
2020-05-18 20:00:01	1	13.61	0.00	8.20
2020-05-18 21:00:01	1	14.28	0.01	8.26
2020-05-18 22:00:01	1	62.51	0.01	19.22
2020-05-18 23:00:01	1	14.99	0.00	8.58
2020-05-19 00:00:01	1	14.62	0.00	8.39
2020-05-19 01:00:01	1	14.76	0.00	8.28
2020-05-19 02:00:01	1	14.87	0.01	8.12
2020-05-19 03:00:01	1	14.61	0.00	8.09
2020-05-19 04:00:01	1	14.05	0.01	8.10
2020-05-19 05:00:01	1	13.74	0.02	8.17
2020-05-19 06:00:01	1	13.91	0.01	8.24
2020-05-19 07:00:01	1	14.57	0.01	8.34
2020-05-19 08:00:01	1	15.33	0.00	8.27
2020-05-19 09:00:01	1	17.11	0.05	8.07
2020-05-19 10:00:01	1	14.29	0.01	8.18
2020-05-19 11:00:01	1	14.03	0.03	8.19
2020-05-19 12:00:01	1	14.41	0.01	8.14
2020-05-19 13:00:01	1	14.73	0.00	8.14
2020-05-19 14:00:01	1	14.82	0.00	8.16
2020-05-19 15:00:01	1	14.98	0.00	8.18
2020-05-19 16:00:01	1	14.96	0.01	8.26
2020-05-19 17:00:01	1	14.97	0.01	8.25
2020-05-19 18:00:01	1	15.02	0.02	8.30

Date/Time	Ammonia to burner (yes/no)	Corrected NOx (NO2)	Corrected NH3	Corrected N2O
		mg/m ³	mg/m ³	mg/m ³
2020-05-19 19:00:01	1	15.04	0.02	8.18
2020-05-19 20:00:01	1	14.21	0.02	8.26
2020-05-19 21:00:01	1	14.51	0.02	8.24
2020-05-19 22:00:01	1	62.02	0.02	19.21
2020-05-19 23:00:01	1	13.95	0.01	8.36
2020-05-20 00:00:01	1	14.56	0.00	8.37
2020-05-20 01:00:01	1	14.50	0.01	8.31
2020-05-20 02:00:01	1	14.12	0.01	8.32
2020-05-20 03:00:01	1	13.86	0.00	8.33
2020-05-20 04:00:01	1	14.07	0.00	8.37
2020-05-20 05:00:01	1	13.96	0.01	8.42
2020-05-20 06:00:01	1	13.93	0.01	8.45
2020-05-20 07:00:01	1	14.53	0.01	8.54
2020-05-20 08:00:01	1	14.88	0.02	8.53
2020-05-20 09:00:01	1	14.80	0.08	8.38
2020-05-20 10:00:01	1	15.37	0.03	8.40
2020-05-20 11:00:01	1	14.52	0.02	8.25
2020-05-20 12:00:01	1	14.52	0.03	8.14
2020-05-20 13:00:01	1	14.13	0.02	8.14
2020-05-20 14:00:01	1	14.46	0.01	8.12
2020-05-20 15:00:01	1	14.90	0.00	8.09
2020-05-20 16:00:01	1	15.14	0.00	7.95
2020-05-20 17:00:01	1	15.23	0.02	8.08
2020-05-20 18:00:01	1	15.34	0.01	8.17
2020-05-20 19:00:01	1	15.51	0.00	8.38
2020-05-20 20:00:01	1	16.04	0.00	8.45
2020-05-20 21:00:01	1	26.44	0.01	8.48
2020-05-20 22:00:01	1	67.05	0.01	19.09
2020-05-20 23:00:01	1	14.96	0.01	8.63
2020-05-21 00:00:01	1	15.14	0.00	8.67
2020-05-21 01:00:01	1	15.04	0.01	8.65
2020-05-21 02:00:01	1	15.27	0.02	8.62
2020-05-21 03:00:01	1	15.40	0.02	8.69
2020-05-21 04:00:01	1	15.70	0.01	8.80
2020-05-21 05:00:01	1	15.57	0.00	8.71
2020-05-21 06:00:01	1	15.37	0.00	8.69
2020-05-21 07:00:01	1	15.47	0.00	8.65
2020-05-21 08:00:01	1	15.05	0.00	8.68
2020-05-21 09:00:01	1	10.16	0.06	8.51
2020-05-21 10:00:01	1	16.89	0.02	8.48
2020-05-21 11:00:01	1	16.08	0.02	8.31
2020-05-21 12:00:01	1	15.42	0.03	8.20

Date/Time	Ammonia to burner (yes/no)	Corrected NOx (NO2)	Corrected NH3	Corrected N2O
		mg/m ³	mg/m ³	mg/m ³
2020-05-21 13:00:01	1	15.59	0.02	8.34
2020-05-21 14:00:01	1	16.26	0.01	8.17
2020-05-21 15:00:01	1	15.86	0.01	8.00
2020-05-21 16:00:01	1	15.93	0.00	8.11
2020-05-21 17:00:01	1	16.13	0.00	8.00
2020-05-21 18:00:01	1	15.47	0.00	8.15
2020-05-21 19:00:01	1	15.47	0.00	8.31
2020-05-21 20:00:01	1	16.12	0.00	8.43
2020-05-21 21:00:01	1	18.97	0.01	8.42
2020-05-21 22:00:01	1	62.54	0.01	18.93
2020-05-21 23:00:01	1	15.49	0.03	8.65
2020-05-22 00:00:01	1	15.25	0.02	8.64
2020-05-22 01:00:01	1	15.23	0.05	8.63
2020-05-22 02:00:01	1	15.35	0.05	8.53
2020-05-22 03:00:01	1	14.97	0.05	8.45
2020-05-22 04:00:01	1	15.00	0.04	8.52
2020-05-22 05:00:01	1	15.45	0.01	8.57
2020-05-22 06:00:01	1	15.74	0.03	8.60
2020-05-22 07:00:01	1	15.73	0.03	8.58
2020-05-22 08:00:01	1	14.73	0.03	8.54
2020-05-22 09:00:01	1	14.17	0.09	8.47
2020-05-22 10:00:01	1	15.21	0.05	8.40
2020-05-22 11:00:01	1	15.11	0.03	8.32
2020-05-22 12:00:01	1	15.22	0.03	8.18
2020-05-22 13:00:01	1	15.03	0.03	8.14
2020-05-22 14:00:01	1	14.84	0.03	8.04
2020-05-22 15:00:01	1	14.86	0.01	7.98
2020-05-22 16:00:01	1	14.84	0.01	7.93
2020-05-22 17:00:01	1	14.88	0.02	8.00
2020-05-22 18:00:01	1	14.92	0.01	8.13
2020-05-22 19:00:01	1	14.80	0.01	8.29
2020-05-22 20:00:01	1	14.82	0.02	8.43
2020-05-22 21:00:01	1	14.74	0.02	8.55
2020-05-22 22:00:01	1	63.22	0.03	19.12
2020-05-22 23:00:01	1	15.21	0.02	8.62
2020-05-23 00:00:01	1	15.05	0.02	8.56
2020-05-23 01:00:01	1	14.97	0.05	8.50
2020-05-23 02:00:01	1	14.92	0.07	8.57
2020-05-23 03:00:01	1	14.70	0.07	8.66
2020-05-23 04:00:01	1	14.70	0.05	8.66
2020-05-23 05:00:01	1	14.62	0.03	8.60
2020-05-23 06:00:01	1	15.53	0.01	8.53

Date/Time	Ammonia to burner (yes/no)	Corrected NOx (NO2)	Corrected NH3	Corrected N2O
		mg/m ³	mg/m ³	mg/m ³
2020-05-23 07:00:01	1	15.20	0.00	8.54
2020-05-23 08:00:01	1	15.26	0.01	8.53
2020-05-23 09:00:01	1	15.36	0.07	8.44
2020-05-23 10:00:01	1	15.38	0.03	8.53
2020-05-23 11:00:01	1	15.21	0.02	8.45
2020-05-23 12:00:01	1	15.09	0.03	8.36
2020-05-23 13:00:01	1	14.33	0.03	8.32
2020-05-23 14:00:01	1	15.02	0.02	8.27
2020-05-23 15:00:01	1	15.39	0.02	8.15
2020-05-23 16:00:01	1	15.12	0.02	8.09
2020-05-23 17:00:01	1	14.98	0.02	8.10
2020-05-23 18:00:01	1	14.79	0.02	8.29
2020-05-23 19:00:01	1	14.97	0.00	8.29
2020-05-23 20:00:01	1	15.61	0.00	8.30
2020-05-23 21:00:01	1	17.20	0.01	8.25
2020-05-23 22:00:01	1	62.89	0.00	18.70
2020-05-23 23:00:01	1	15.09	0.00	8.26
2020-05-24 00:00:01	1	14.94	0.02	8.27
2020-05-24 01:00:01	1	14.88	0.02	8.21
2020-05-24 02:00:01	1	14.88	0.02	8.16
2020-05-24 03:00:01	1	15.09	0.02	8.25
2020-05-24 04:00:01	1	15.28	0.01	8.39
2020-05-24 05:00:01	1	15.14	0.01	8.61
2020-05-24 06:00:01	1	15.87	0.02	8.49
2020-05-24 07:00:01	1	15.13	0.02	8.47
2020-05-24 08:00:01	1	15.02	0.03	8.47
2020-05-24 09:00:01	1	14.12	0.08	8.40
2020-05-24 10:00:01	1	9.04	0.02	8.49
2020-05-24 11:00:01	1	11.27	0.02	8.40
2020-05-24 12:00:01	1	16.42	0.02	8.27
2020-05-24 13:00:01	1	16.37	0.02	8.29
2020-05-24 14:00:01	1	15.11	0.02	8.26
2020-05-24 15:00:01	1	15.19	0.02	8.21
2020-05-24 16:00:01	1	15.01	0.02	8.21
2020-05-24 17:00:01	1	14.21	0.03	8.20
2020-05-24 18:00:01	1	14.23	0.02	8.29
2020-05-24 19:00:01	1	14.72	0.03	8.38
2020-05-24 20:00:01	1	15.32	0.02	8.38
2020-05-24 21:00:01	1	15.35	0.03	8.48
2020-05-24 22:00:01	1	62.30	0.05	18.88
2020-05-24 23:00:01	1	15.03	0.04	8.50
2020-05-25 00:00:01	1	14.86	0.03	8.39

Date/Time	Ammonia to burner (yes/no)	Corrected NOx (NO2)	Corrected NH3	Corrected N2O
		mg/m ³	mg/m ³	mg/m ³
2020-05-25 01:00:01	1	14.76	0.04	8.35
2020-05-25 02:00:01	1	14.68	0.06	8.32
2020-05-25 03:00:01	1	14.46	0.05	8.22
2020-05-25 04:00:01	1	14.05	0.06	8.19
2020-05-25 05:00:01	1	13.25	0.05	8.46
2020-05-25 06:00:01	1	13.51	0.05	8.55
2020-05-25 07:00:01	1	13.59	0.05	8.54
2020-05-25 08:00:01	1	13.69	0.05	8.50
2020-05-25 09:00:01	1	12.12	0.09	8.42
2020-05-25 10:00:01	1	6.86	0.03	8.48
2020-05-25 11:00:01	1	9.92	0.04	8.33
2020-05-25 12:00:01	1	14.05	0.02	8.12
2020-05-25 13:00:01	1	13.63	0.02	8.16
2020-05-25 14:00:01	1	13.03	0.01	8.16
2020-05-25 15:00:01	1	13.17	0.02	8.03
2020-05-25 16:00:01	1	13.25	0.03	8.00
2020-05-25 17:00:01	1	13.44	0.03	8.01
2020-05-25 18:00:01	1	13.56	0.03	8.03
2020-05-25 19:00:01	1	13.78	0.03	8.24
2020-05-25 20:00:01	1	13.09	0.03	8.30
2020-05-25 21:00:01	1	12.75	0.04	8.24
2020-05-25 22:00:01	1	61.16	0.04	18.90
2020-05-25 23:00:01	1	13.24	0.03	8.40
2020-05-26 00:00:01	1	13.71	0.03	8.47
2020-05-26 01:00:01	1	13.64	0.03	8.48
2020-05-26 02:00:01	1	13.33	0.04	8.58
2020-05-26 03:00:01	1	12.77	0.03	8.65
2020-05-26 04:00:01	1	13.80	0.03	8.65
2020-05-26 05:00:01	1	15.00	0.03	8.68
2020-05-26 06:00:01	1	14.85	0.03	8.48
2020-05-26 07:00:01	1	13.98	0.03	8.48
2020-05-26 08:00:01	1	13.98	0.01	8.52
2020-05-26 09:00:01	1	13.07	0.06	8.44
2020-05-26 10:00:01	1	14.26	0.02	8.42
2020-05-26 11:00:01	1	14.61	0.01	8.27
2020-05-26 12:00:01	1	14.21	0.01	8.21
2020-05-26 13:00:01	1	14.08	0.01	8.10
2020-05-26 14:00:01	1	14.01	0.01	8.12
2020-05-26 15:00:01	1	14.48	0.04	8.07
2020-05-26 16:00:01	1	14.75	0.06	7.93
2020-05-26 17:00:01	1	14.41	0.05	7.93
2020-05-26 18:00:01	1	14.15	0.05	7.93

Date/Time	Ammonia to burner (yes/no)	Corrected NOx (NO2)	Corrected NH3	Corrected N2O
		mg/m ³	mg/m ³	mg/m ³
2020-05-26 19:00:01	1	14.18	0.03	8.05
2020-05-26 20:00:01	1	12.83	0.02	8.39
2020-05-26 21:00:01	1	13.71	0.01	8.42
2020-05-26 22:00:01	1	62.25	0.02	18.88
2020-05-26 23:00:01	1	14.35	0.04	8.37
2020-05-27 00:00:01	1	14.37	0.05	8.50
2020-05-27 01:00:01	1	14.51	0.03	8.50
2020-05-27 02:00:01	1	14.57	0.03	8.47
2020-05-27 03:00:01	1	15.52	0.03	8.51
2020-05-27 04:00:01	1	15.43	0.03	8.48
2020-05-27 05:00:01	1	15.11	0.04	8.55
2020-05-27 06:00:01	1	14.86	0.03	8.64
2020-05-27 07:00:01	1	15.00	0.03	8.67
2020-05-27 08:00:01	1	15.08	0.01	8.69
2020-05-27 09:00:01	1	16.57	0.06	8.60
2020-05-27 10:00:01	1	19.81	0.02	8.59
2020-05-27 11:00:01	1	15.05	0.01	8.44
2020-05-27 12:00:01	1	14.58	0.02	8.32
2020-05-27 13:00:01	1	14.41	0.02	8.42
2020-05-27 14:00:01	1	15.13	0.00	8.25
2020-05-27 15:00:01	1	14.99	0.02	8.08
2020-05-27 16:00:01	1	14.61	0.04	8.02
2020-05-27 17:00:01	1	14.26	0.04	8.04
2020-05-27 18:00:01	1	14.15	0.04	8.21
2020-05-27 19:00:01	1	14.68	0.03	8.30
2020-05-27 20:00:01	1	15.58	0.03	8.30
2020-05-27 21:00:01	1	15.62	0.02	8.42
2020-05-27 22:00:01	1	62.44	0.00	18.94
2020-05-27 23:00:01	1	14.79	0.01	8.63
2020-05-28 00:00:01	1	14.75	0.00	8.73
2020-05-28 01:00:01	1	14.56	0.00	8.76
2020-05-28 02:00:01	1	14.52	0.02	8.66
2020-05-28 03:00:01	1	14.55	0.05	8.59
2020-05-28 04:00:01	1	14.58	0.05	8.53
2020-05-28 05:00:01	1	15.26	0.04	8.59
2020-05-28 06:00:01	1	14.76	0.03	8.64
2020-05-28 07:00:01	1	14.81	0.03	8.68
2020-05-28 08:00:01	1	15.02	0.01	8.68
2020-05-28 09:00:01	1	15.85	0.06	8.65
2020-05-28 10:00:01	1	14.81	0.05	8.52
2020-05-28 11:00:01	1	14.46	0.05	8.32
2020-05-28 12:00:01	1	14.12	0.05	8.29

Date/Time	Ammonia to burner (yes/no)	Corrected NOx (NO2)	Corrected NH3	Corrected N2O
		mg/m ³	mg/m ³	mg/m ³
2020-05-28 13:00:01	1	14.23	0.02	8.28
2020-05-28 14:00:01	1	14.68	0.00	8.14
2020-05-28 15:00:01	1	13.95	0.01	8.11
2020-05-28 16:00:01	1	36.59	0.04	8.08
2020-05-28 17:00:01	1	14.66	0.04	8.09
2020-05-28 18:00:01	1	14.58	0.04	8.08
2020-05-28 19:00:01	1	14.38	0.01	8.27
2020-05-28 20:00:01	1	14.63	0.00	8.41
2020-05-28 21:00:01	1	16.34	0.01	8.47
2020-05-28 22:00:01	1	61.52	0.01	19.08
2020-05-28 23:00:01	1	14.62	0.01	8.54
2020-05-29 00:00:01	1	14.87	0.01	8.59
2020-05-29 01:00:01	1	14.90	0.01	8.57
2020-05-29 02:00:01	1	14.64	0.00	8.53
2020-05-29 03:00:01	1	14.66	0.00	8.54
2020-05-29 04:00:01	1	14.82	0.01	8.57
2020-05-29 05:00:01	1	14.78	0.01	8.56
2020-05-29 06:00:01	1	14.86	0.01	8.54
2020-05-29 07:00:01	1	14.89	0.00	8.54
2020-05-29 08:00:01	1	15.04	0.00	8.50
2020-05-29 09:00:01	1	8.98	0.07	8.22
2020-05-29 10:00:01	1	15.25	0.03	8.01
2020-05-29 11:00:01	1	14.34	0.02	7.86
2020-05-29 12:00:01	1	14.23	0.03	7.92
2020-05-29 13:00:01	1	14.77	0.02	7.84
2020-05-29 14:00:01	1	15.17	0.01	7.74
2020-05-29 15:00:01	1	14.84	0.01	7.64
2020-05-29 16:00:01	1	14.25	0.02	7.71
2020-05-29 17:00:01	1	14.35	0.01	8.10
2020-05-29 18:00:01	1	14.15	0.02	8.27
2020-05-29 19:00:01	1	14.25	0.02	8.28
2020-05-29 20:00:01	1	15.04	0.02	8.04
2020-05-29 21:00:01	1	17.18	0.02	8.00
2020-05-29 22:00:01	1	61.50	0.04	18.80
2020-05-29 23:00:01	1	14.10	0.03	8.24
2020-05-30 00:00:01	1	14.27	0.03	8.48
2020-05-30 01:00:01	1	14.82	0.01	8.60
2020-05-30 02:00:01	1	14.72	0.00	8.29
2020-05-30 03:00:01	1	14.39	0.00	8.16
2020-05-30 04:00:01	1	14.20	0.01	8.10
2020-05-30 05:00:01	1	14.28	0.02	8.12
2020-05-30 06:00:01	1	14.31	0.02	8.12

Date/Time	Ammonia to burner (yes/no)	Corrected NOx (NO2)	Corrected NH3	Corrected N2O
		mg/m ³	mg/m ³	mg/m ³
2020-05-30 07:00:01	1	14.36	0.02	8.28
2020-05-30 08:00:01	1	14.10	0.00	8.27
2020-05-30 09:00:01	1	5.24	0.07	8.19
2020-05-30 10:00:01	1	14.53	0.03	8.11
2020-05-30 11:00:01	1	14.67	0.02	7.89
2020-05-30 12:00:01	1	14.08	0.03	7.83
2020-05-30 13:00:01	1	14.00	0.02	7.86
2020-05-30 14:00:01	1	14.37	0.02	7.66
2020-05-30 15:00:01	1	13.93	0.02	7.65
2020-05-30 16:00:01	1	13.65	0.05	7.64
2020-05-30 17:00:01	1	13.84	0.05	7.72
2020-05-30 18:00:01	1	14.00	0.05	7.87
2020-05-30 19:00:01	1	14.16	0.01	8.02
2020-05-30 20:00:01	1	14.23	0.01	8.26
2020-05-30 21:00:01	1	13.86	0.01	8.18
2020-05-30 22:00:01	1	61.19	0.02	18.71
2020-05-30 23:00:01	1	14.04	0.01	8.12
2020-05-31 00:00:01	1	14.44	0.01	8.22
2020-05-31 01:00:01	1	14.44	0.01	8.09
2020-05-31 02:00:01	1	14.83	0.03	8.03
2020-05-31 03:00:01	1	14.44	0.05	7.88
2020-05-31 04:00:01	1	13.98	0.05	7.96
2020-05-31 05:00:01	1	14.60	0.06	8.05
2020-05-31 06:00:01	1	15.02	0.05	8.14
2020-05-31 07:00:01	1	14.72	0.04	8.06
2020-05-31 08:00:01	1	14.20	0.03	8.07
2020-05-31 09:00:01	1	14.45	0.07	7.98
2020-05-31 10:00:01	1	14.56	0.02	8.08
2020-05-31 11:00:01	1	13.75	0.03	7.88
2020-05-31 12:00:01	1	13.56	0.03	7.87
2020-05-31 13:00:01	1	14.24	0.02	7.78
2020-05-31 14:00:01	1	14.31	0.02	7.63
2020-05-31 15:00:01	1	14.09	0.01	7.67
2020-05-31 16:00:01	1	14.31	0.01	7.66
2020-05-31 17:00:01	1	14.41	0.02	7.52
2020-05-31 18:00:01	1	14.07	0.03	7.59
2020-05-31 19:00:01	1	13.93	0.03	7.69
2020-05-31 20:00:01	1	14.06	0.03	7.89
2020-05-31 21:00:01	1	12.89	0.04	7.97
2020-05-31 22:00:01	1	61.93	0.05	18.65
2020-05-31 23:00:01	1	14.34	0.04	8.16
2020-06-01 00:00:01	1	14.68	0.04	8.29

Date/Time	Ammonia to burner (yes/no)	Corrected NOx (NO2)	Corrected NH3	Corrected N2O
		mg/m ³	mg/m ³	mg/m ³
2020-06-01 01:00:01	1	14.89	0.04	8.27
2020-06-01 02:00:01	1	14.40	0.04	8.11
2020-06-01 03:00:01	1	14.30	0.04	8.16
2020-06-01 04:00:01	1	15.09	0.03	8.11
2020-06-01 05:00:01	1	14.65	0.02	8.09
2020-06-01 06:00:01	1	14.64	0.02	8.10
2020-06-01 07:00:01	1	14.50	0.02	8.10
2020-06-01 08:00:01	1	14.76	0.01	8.11
2020-06-01 09:00:01	1	13.75	0.05	8.05
2020-06-01 10:00:01	1	16.07	0.02	8.15
2020-06-01 11:00:01	1	23.84	0.01	8.04
2020-06-01 12:00:01	1	14.88	0.03	7.91
2020-06-01 13:00:01	1	14.28	0.02	7.91
2020-06-01 14:00:01	1	14.38	0.00	7.90
2020-06-01 15:00:01	1	14.73	0.00	7.89
2020-06-01 16:00:01	1	15.00	0.01	7.89
2020-06-01 17:00:01	1	15.01	0.01	7.90
2020-06-01 18:00:01	1	14.68	0.00	7.94
2020-06-01 19:00:01	1	15.19	0.02	8.10
2020-06-01 20:00:01	1	15.55	0.03	7.99
2020-06-01 21:00:01	1	14.46	0.06	7.97
2020-06-01 22:00:01	1	61.98	0.06	18.53
2020-06-01 23:00:01	1	14.83	0.07	8.09
2020-06-02 00:00:01	1	13.90	0.08	7.96
2020-06-02 01:00:01	1	13.72	0.08	8.20
2020-06-02 02:00:01	1	14.93	0.05	8.12
2020-06-02 03:00:01	1	14.59	0.06	7.97
2020-06-02 04:00:01	1	13.85	0.09	8.19
2020-06-02 05:00:01	1	14.92	0.08	8.28
2020-06-02 06:00:01	1	15.37	0.05	8.08
2020-06-02 07:00:01	1	14.40	0.02	7.99
2020-06-02 08:00:01	1	13.80	0.02	8.11
2020-06-02 09:00:01	1	11.30	0.08	8.04
2020-06-02 10:00:01	1	14.47	0.04	8.16
2020-06-02 11:00:01	1	14.88	0.03	7.47
2020-06-02 12:00:01	1	14.94	0.02	6.28
2020-06-02 13:00:01	1	15.71	0.03	6.00
2020-06-02 14:00:01	1	14.59	0.06	5.96
2020-06-02 15:00:01	1	14.55	0.04	5.95
2020-06-02 16:00:01	1	14.33	0.03	5.95
2020-06-02 17:00:01	1	14.45	0.03	5.98
2020-06-02 18:00:01	1	14.45	0.05	6.06

Date/Time	Ammonia to burner (yes/no)	Corrected NOx (NO2)	Corrected NH3	Corrected N2O
		mg/m ³	mg/m ³	mg/m ³
2020-06-02 19:00:01	1	14.63	0.05	6.09
2020-06-02 20:00:01	1	14.40	0.05	5.98
2020-06-02 21:00:01	1	14.82	0.06	5.97
2020-06-02 22:00:01	1	63.05	0.08	16.53
2020-06-02 23:00:01	1	15.27	0.04	6.13
2020-06-03 00:00:01	1	15.15	0.08	6.08
2020-06-03 01:00:01	1	15.39	0.06	6.08
2020-06-03 02:00:01	1	15.42	0.07	6.13
2020-06-03 03:00:01	1	15.57	0.06	6.12
2020-06-03 04:00:01	1	15.55	0.07	6.04
2020-06-03 05:00:01	1	15.78	0.06	6.10
2020-06-03 06:00:01	1	15.42	0.07	6.00
2020-06-03 07:00:01	1	15.28	0.04	6.15
2020-06-03 08:00:01	1	15.28	0.04	6.13
2020-06-03 09:00:01	1	37.04	0.10	5.98
2020-06-03 10:00:01	1	43.14	0.07	5.84
2020-06-03 11:00:01	1	13.49	0.06	5.85
2020-06-03 12:00:01	1	13.86	0.06	5.91
2020-06-03 13:00:01	1	13.10	0.04	6.12
2020-06-03 14:00:01	1	13.29	0.03	5.91
2020-06-03 15:00:01	1	13.74	0.02	5.86
2020-06-03 16:00:01	1	13.85	0.01	5.85
2020-06-03 17:00:01	1	13.65	0.03	5.91
2020-06-03 18:00:01	1	13.52	0.03	5.92
2020-06-03 19:00:01	1	13.42	0.03	5.94
2020-06-03 20:00:01	1	13.55	0.04	6.01
2020-06-03 21:00:01	1	12.25	0.05	6.09
2020-06-03 22:00:01	1	59.52	0.07	16.64
2020-06-03 23:00:01	1	9.50	0.06	6.57
2020-06-04 00:00:01	1	9.51	0.05	6.74
2020-06-04 01:00:01	1	9.84	0.06	6.75
2020-06-04 02:00:01	1	8.35	0.13	6.96
2020-06-04 03:00:01	1	6.78	0.10	6.80
2020-06-04 04:00:01	1	7.13	0.10	6.36
2020-06-04 05:00:01	1	6.07	0.06	6.30
2020-06-04 06:00:01	1	3.50	0.05	6.28
2020-06-04 07:00:01	1	14.17	0.01	6.14
2020-06-04 08:00:01	1	16.51	0.01	6.12
2020-06-04 09:00:01	1	2.65	0.08	6.06
2020-06-04 10:00:01	1	8.67	0.06	5.97
2020-06-04 11:00:01	1	14.03	0.05	5.91
2020-06-04 12:00:01	1	14.47	0.05	5.85

Date/Time	Ammonia to burner (yes/no)	Corrected NOx (NO2)	Corrected NH3	Corrected N2O
		mg/m ³	mg/m ³	mg/m ³
2020-06-04 13:00:01	1	13.56	0.05	5.88
2020-06-04 14:00:01	1	13.47	0.03	5.73
2020-06-04 15:00:01	1	14.11	0.01	5.64
2020-06-04 16:00:01	1	13.81	0.03	5.54
2020-06-04 17:00:01	1	13.59	0.04	5.66
2020-06-04 18:00:01	1	13.45	0.04	5.79
2020-06-04 19:00:01	1	13.31	0.04	5.99
2020-06-04 20:00:01	1	14.31	0.04	6.08
2020-06-04 21:00:01	1	14.33	0.05	6.07
2020-06-04 22:00:01	1	62.13	0.05	16.75
2020-06-04 23:00:01	1	15.88	0.04	6.27
2020-06-05 00:00:01	1	15.56	0.02	6.18
2020-06-05 01:00:01	1	15.52	0.03	6.13
2020-06-05 02:00:01	1	15.44	0.04	6.10
2020-06-05 03:00:01	1	15.90	0.05	6.12
2020-06-05 04:00:01	1	15.78	0.04	6.10
2020-06-05 05:00:01	1	16.04	0.03	6.13
2020-06-05 06:00:01	1	14.82	0.02	6.11
2020-06-05 07:00:01	1	14.89	0.02	6.12
2020-06-05 08:00:01	1	14.43	0.00	6.13
2020-06-05 09:00:01	1	15.03	0.09	6.08
2020-06-05 10:00:01	1	14.15	0.06	6.05
2020-06-05 11:00:01	1	73.11	0.04	4.67
2020-06-05 12:00:01	1	71.59	0.04	36.60
2020-06-05 13:00:01	1	15.09	0.03	5.92
2020-06-05 14:00:01	1	14.17	0.01	5.81
2020-06-05 15:00:01	1	14.66	0.00	5.70
2020-06-05 16:00:01	1	14.10	0.03	5.73
2020-06-05 17:00:01	1	14.02	0.04	5.74
2020-06-05 18:00:01	1	13.95	0.04	5.94
2020-06-05 19:00:01	1	14.16	0.03	5.96
2020-06-05 20:00:01	1	14.66	0.03	6.08
2020-06-05 21:00:01	1	15.31	0.04	6.05
2020-06-05 22:00:01	1	61.72	0.05	16.68
2020-06-05 23:00:01	1	15.00	0.03	6.18
2020-06-06 00:00:01	1	15.03	0.02	6.21
2020-06-06 01:00:01	1	14.98	0.01	6.11
2020-06-06 02:00:01	1	14.88	0.01	6.15
2020-06-06 03:00:01	1	14.94	0.01	6.12
2020-06-06 04:00:01	1	14.95	0.02	6.09
2020-06-06 05:00:01	1	15.27	0.04	6.07
2020-06-06 06:00:01	1	15.24	0.03	6.11

Date/Time	Ammonia to burner (yes/no)	Corrected NOx (NO2)	Corrected NH3	Corrected N2O
		mg/m ³	mg/m ³	mg/m ³
2020-06-06 07:00:01	1	14.93	0.03	6.06
2020-06-06 08:00:01	1	13.40	0.00	6.16
2020-06-06 09:00:01	1	14.04	0.09	6.12
2020-06-06 10:00:01	1	13.94	0.08	6.24
2020-06-06 11:00:01	1	13.96	0.06	5.95
2020-06-06 12:00:01	1	14.42	0.04	5.90
2020-06-06 13:00:01	1	14.76	0.02	5.78
2020-06-06 14:00:01	1	15.01	0.00	5.75
2020-06-06 15:00:01	1	13.65	0.01	5.82
2020-06-06 16:00:01	1	13.77	0.03	5.72
2020-06-06 17:00:01	1	14.15	0.04	5.68
2020-06-06 18:00:01	1	14.49	0.04	5.76
2020-06-06 19:00:01	1	14.72	0.03	5.96
2020-06-06 20:00:01	1	14.56	0.03	5.99
2020-06-06 21:00:01	1	13.16	0.04	6.06
2020-06-06 22:00:01	1	65.46	0.03	16.46
2020-06-06 23:00:01	1	13.45	0.00	6.16
2020-06-07 00:00:01	1	14.03	0.01	6.11
2020-06-07 01:00:01	1	14.41	0.00	6.07
2020-06-07 02:00:01	1	13.55	0.00	6.05
2020-06-07 03:00:01	1	14.23	0.00	5.96
2020-06-07 04:00:01	1	14.86	0.02	5.97
2020-06-07 05:00:01	1	14.59	0.02	6.00
2020-06-07 06:00:01	1	13.82	0.02	6.06
2020-06-07 07:00:01	1	14.59	0.02	5.98
2020-06-07 08:00:01	1	14.59	0.01	6.03
2020-06-07 09:00:01	1	15.26	0.05	6.04
2020-06-07 10:00:01	1	15.37	0.03	6.08
2020-06-07 11:00:01	1	15.50	0.05	6.03
2020-06-07 12:00:01	1	14.75	0.05	5.84
2020-06-07 13:00:01	1	14.76	0.02	5.75
2020-06-07 14:00:01	1	14.43	0.00	5.63
2020-06-07 15:00:01	1	14.39	0.00	5.55
2020-06-07 16:00:01	1	14.60	0.01	5.61
2020-06-07 17:00:01	1	14.80	0.04	5.67
2020-06-07 18:00:01	1	14.91	0.03	5.74
2020-06-07 19:00:01	1	14.75	0.02	5.93
2020-06-07 20:00:01	1	14.58	0.01	5.96
2020-06-07 21:00:01	1	14.83	0.01	5.96
2020-06-07 22:00:01	1	62.47	0.00	16.38
2020-06-07 23:00:01	1	15.28	0.00	6.09
2020-06-08 00:00:01	1	15.02	0.00	6.11

Date/Time	Ammonia to burner (yes/no)	Corrected NOx (NO2)	Corrected NH3	Corrected N2O
		mg/m ³	mg/m ³	mg/m ³
2020-06-08 01:00:01	1	14.87	0.00	6.08
2020-06-08 02:00:01	1	14.98	0.02	6.13
2020-06-08 03:00:01	1	15.02	0.02	6.15
2020-06-08 04:00:01	1	15.23	0.03	6.14
2020-06-08 05:00:01	1	15.35	0.02	6.05
2020-06-08 06:00:01	1	14.95	0.04	5.97
2020-06-08 07:00:01	1	14.73	0.02	6.07
2020-06-08 08:00:01	1	13.08	0.00	6.17
2020-06-08 09:00:01	1	13.53	0.07	6.10
2020-06-08 10:00:01	1	14.81	0.06	6.19
2020-06-08 11:00:01	1	14.82	0.05	5.95
2020-06-08 12:00:01	1	14.41	0.04	5.89
2020-06-08 13:00:01	1	14.29	0.02	5.81
2020-06-08 14:00:01	1	14.01	0.00	5.72
2020-06-08 15:00:01	1	13.91	0.01	5.56
2020-06-08 16:00:01	1	13.88	0.03	5.55
2020-06-08 17:00:01	1	13.85	0.04	5.55
2020-06-08 18:00:01	1	13.86	0.03	5.74
2020-06-08 19:00:01	1	14.04	0.00	5.89
2020-06-08 20:00:01	1	13.92	0.00	6.22
2020-06-08 21:00:01	1	14.10	0.00	6.33
2020-06-08 22:00:01	1	61.49	0.01	16.64
2020-06-08 23:00:01	1	14.74	0.01	6.11
2020-06-09 00:00:01	1	14.77	0.00	6.05
2020-06-09 01:00:01	1	14.81	0.00	5.96
2020-06-09 02:00:01	1	14.85	0.01	5.97
2020-06-09 03:00:01	1	15.04	0.02	5.97
2020-06-09 04:00:01	1	14.86	0.03	5.97
2020-06-09 05:00:01	1	14.65	0.03	6.00
2020-06-09 06:00:01	1	14.99	0.03	5.98
2020-06-09 07:00:01	1	15.01	0.03	5.97
2020-06-09 08:00:01	1	14.45	0.01	6.07
2020-06-09 09:00:01	1	11.20	0.09	6.59
2020-06-09 10:00:01	1	13.57	0.06	6.19
2020-06-09 11:00:01	1	14.10	0.05	5.96
2020-06-09 12:00:01	1	14.60	0.05	5.90
2020-06-09 13:00:01	1	15.04	0.02	5.92
2020-06-09 14:00:01	1	14.33	0.01	5.91
2020-06-09 15:00:01	1	14.15	0.00	5.80
2020-06-09 16:00:01	1	14.03	0.04	5.73
2020-06-09 17:00:01	1	13.77	0.04	5.73
2020-06-09 18:00:01	1	13.89	0.04	5.81

Date/Time	Ammonia to burner (yes/no)	Corrected NOx (NO2)	Corrected NH3	Corrected N2O
		mg/m ³	mg/m ³	mg/m ³
2020-06-09 19:00:01	1	13.98	0.04	6.09
2020-06-09 20:00:01	1	13.58	0.02	6.08
2020-06-09 21:00:01	1	13.07	0.00	6.10
2020-06-09 22:00:01	1	61.13	0.00	16.40
2020-06-09 23:00:01	1	13.98	0.00	6.10
2020-06-10 00:00:01	1	13.88	0.01	6.10
2020-06-10 01:00:01	1	13.82	0.02	6.08
2020-06-10 02:00:01	1	13.82	0.02	6.02
2020-06-10 03:00:01	1	13.87	0.03	6.01
2020-06-10 04:00:01	1	14.31	0.04	6.03
2020-06-10 05:00:01	1	14.02	0.03	6.12
2020-06-10 06:00:01	1	13.92	0.03	6.08
2020-06-10 07:00:01	1	13.96	0.02	6.11
2020-06-10 08:00:01	1	14.85	0.00	6.09
2020-06-10 09:00:01	1	18.83	0.06	6.06
2020-06-10 10:00:01	1	13.93	0.06	6.15
2020-06-10 11:00:01	1	13.61	0.05	6.06
2020-06-10 12:00:01	1	14.08	0.06	6.27
2020-06-10 13:00:01	1	13.68	0.03	6.22
2020-06-10 14:00:01	1	13.73	0.02	6.29
2020-06-10 15:00:01	1	14.69	0.01	6.29
2020-06-10 16:00:01	1	14.35	0.03	6.33
2020-06-10 17:00:01	1	14.13	0.02	6.28
2020-06-10 18:00:01	1	14.36	0.03	6.15
2020-06-10 19:00:01	1	14.09	0.05	6.14
2020-06-10 20:00:01	1	13.24	0.05	6.26
2020-06-10 21:00:01	1	12.78	0.04	6.34
2020-06-10 22:00:01	1	61.27	0.03	15.89
2020-06-10 23:00:01	0	0.00	0.00	0.00
2020-06-11 00:00:01	0	0.00	0.00	0.00
2020-06-11 01:00:01	0	0.00	0.00	0.00
2020-06-11 02:00:01	0	0.00	0.00	0.00
2020-06-11 03:00:01	0	0.00	0.00	0.00
2020-06-11 04:00:01	0	0.00	0.00	0.00
2020-06-11 05:00:01	0	0.00	0.00	0.00
2020-06-11 06:00:01	0	0.00	0.00	0.00
2020-06-11 07:00:01	0	0.00	0.00	0.00
2020-06-11 08:00:01	0	0.00	0.00	0.00
2020-06-11 09:00:01	0	0.00	0.00	0.00
2020-06-11 10:00:01	0	0.00	0.00	0.00
2020-06-11 11:00:01	0	0.00	0.00	0.00
2020-06-11 12:00:01	0	0.00	0.00	0.00

Date/Time	Ammonia to burner (yes/no)	Corrected NOx (NO2)	Corrected NH3	Corrected N2O
		mg/m ³	mg/m ³	mg/m ³
2020-06-11 13:00:01	0	0.00	0.00	0.00
2020-06-11 14:00:01	0	0.00	0.00	0.00
2020-06-11 15:00:01	0	0.00	0.00	0.00
2020-06-11 16:00:01	0	0.00	0.00	0.00
2020-06-11 17:00:01	0	0.00	0.00	0.00
2020-06-11 18:00:01	0	0.00	0.00	0.00
2020-06-11 19:00:01	0	0.00	0.00	0.00
2020-06-11 20:00:01	0	0.00	0.00	0.00
2020-06-11 21:00:01	0	0.00	0.00	0.00
2020-06-11 22:00:01	0	0.00	0.00	0.00
2020-06-11 23:00:01	0	0.00	0.00	0.00
2020-06-12 00:00:01	0	0.00	0.00	0.00
2020-06-12 01:00:01	0	0.00	0.00	0.00
2020-06-12 02:00:01	0	0.00	0.00	0.00
2020-06-12 03:00:01	0	0.00	0.00	0.00
2020-06-12 04:00:01	0	0.00	0.00	0.00
2020-06-12 05:00:01	0	0.00	0.00	0.00
2020-06-12 06:00:01	1	61.64	0.17	31.99
2020-06-12 07:00:01	1	27.03	0.17	8.63
2020-06-12 08:00:01	1	27.39	0.14	8.62
2020-06-12 09:00:01	1	23.91	0.16	8.45
2020-06-12 10:00:01	1	25.71	0.09	8.14
2020-06-12 11:00:01	1	25.46	0.07	7.95
2020-06-12 12:00:01	1	24.26	0.05	7.84
2020-06-12 13:00:01	1	25.56	0.04	7.82
2020-06-12 14:00:01	1	22.94	0.05	7.81
2020-06-12 15:00:01	1	21.51	0.05	7.87
2020-06-12 16:00:01	1	21.20	0.06	7.89
2020-06-12 17:00:01	1	14.42	0.05	8.06
2020-06-12 18:00:01	1	14.92	0.04	8.17
2020-06-12 19:00:01	1	15.43	0.04	8.37
2020-06-12 20:00:01	1	15.43	0.05	8.48
2020-06-12 21:00:01	1	15.55	0.07	8.45
2020-06-12 22:00:01	1	60.05	0.08	18.41
2020-06-12 23:00:01	1	15.43	0.06	8.32
2020-06-13 00:00:01	1	15.36	0.06	8.31
2020-06-13 01:00:01	1	15.18	0.06	8.32
2020-06-13 02:00:01	1	15.26	0.06	8.31
2020-06-13 03:00:01	1	15.78	0.06	8.28
2020-06-13 04:00:01	1	15.29	0.06	8.27
2020-06-13 05:00:01	1	16.44	0.05	8.31
2020-06-13 06:00:01	1	15.30	0.06	8.29

Date/Time	Ammonia to burner (yes/no)	Corrected NOx (NO2)	Corrected NH3	Corrected N2O
		mg/m ³	mg/m ³	mg/m ³
2020-06-13 07:00:01	1	15.54	0.06	8.28
2020-06-13 08:00:01	1	15.33	0.06	8.28
2020-06-13 09:00:01	1	11.22	0.11	8.17
2020-06-13 10:00:01	1	16.19	0.07	8.19
2020-06-13 11:00:01	1	15.42	0.05	8.15
2020-06-13 12:00:01	1	15.51	0.05	8.12
2020-06-13 13:00:01	1	15.24	0.04	7.98
2020-06-13 14:00:01	1	14.68	0.02	7.99
2020-06-13 15:00:01	1	15.06	0.03	7.95
2020-06-13 16:00:01	1	14.81	0.04	7.96
2020-06-13 17:00:01	1	14.89	0.04	8.08
2020-06-13 18:00:01	1	15.34	0.05	8.05
2020-06-13 19:00:01	1	15.09	0.05	7.97
2020-06-13 20:00:01	1	15.66	0.05	8.03
2020-06-13 21:00:01	1	15.51	0.05	8.03
2020-06-13 22:00:01	1	58.12	0.04	18.18
2020-06-13 23:00:01	1	13.81	0.03	8.15
2020-06-14 00:00:01	1	13.57	0.02	8.19
2020-06-14 01:00:01	1	13.31	0.01	8.23
2020-06-14 02:00:01	1	13.46	0.03	8.26
2020-06-14 03:00:01	1	13.26	0.04	8.29
2020-06-14 04:00:01	1	13.63	0.03	8.29
2020-06-14 05:00:01	1	12.79	0.04	8.30
2020-06-14 06:00:01	1	13.11	0.03	8.19
2020-06-14 07:00:01	1	13.43	0.04	8.21
2020-06-14 08:00:01	1	14.75	0.02	8.20
2020-06-14 09:00:01	1	14.32	0.06	8.14
2020-06-14 10:00:01	1	14.15	0.04	8.24
2020-06-14 11:00:01	1	13.66	0.06	8.15
2020-06-14 12:00:01	1	13.97	0.05	8.23
2020-06-14 13:00:01	1	15.05	0.04	8.16
2020-06-14 14:00:01	1	14.14	0.02	8.05
2020-06-14 15:00:01	1	13.78	0.01	7.98
2020-06-14 16:00:01	1	13.96	0.01	8.03
2020-06-14 17:00:01	1	14.73	0.02	8.01
2020-06-14 18:00:01	1	14.33	0.03	8.01
2020-06-14 19:00:01	1	14.14	0.04	8.02
2020-06-14 20:00:01	1	13.74	0.04	8.18
2020-06-14 21:00:01	1	14.06	0.05	8.21
2020-06-14 22:00:01	1	59.20	0.05	18.19
2020-06-14 23:00:01	1	13.89	0.05	8.35
2020-06-15 00:00:01	1	13.69	0.04	8.36

Date/Time	Ammonia to burner (yes/no)	Corrected NOx (NO2)	Corrected NH3	Corrected N2O
		mg/m ³	mg/m ³	mg/m ³
2020-06-15 01:00:01	1	13.58	0.03	8.36
2020-06-15 02:00:01	1	13.10	0.03	8.18
2020-06-15 03:00:01	1	14.45	0.01	8.16
2020-06-15 04:00:01	1	14.77	0.02	7.52
2020-06-15 05:00:01	1	14.56	0.03	7.62
2020-06-15 06:00:01	1	14.89	0.02	7.58
2020-06-15 07:00:01	1	15.05	0.02	7.60
2020-06-15 08:00:01	1	15.02	0.00	7.60
2020-06-15 09:00:01	1	17.92	0.06	7.54
2020-06-15 10:00:01	1	14.26	0.03	7.74
2020-06-15 11:00:01	1	14.81	0.04	7.29
2020-06-15 12:00:01	1	14.25	0.04	6.59
2020-06-15 13:00:01	1	14.28	0.04	6.55
2020-06-15 14:00:01	1	13.30	0.02	6.41
2020-06-15 15:00:01	1	15.55	0.01	6.39
2020-06-15 16:00:01	1	15.24	0.02	6.38
2020-06-15 17:00:01	1	15.70	0.03	6.38
2020-06-15 18:00:01	1	15.89	0.03	6.43
2020-06-15 19:00:01	1	16.86	0.02	6.61
2020-06-15 20:00:01	1	16.73	0.02	6.67
2020-06-15 21:00:01	1	15.10	0.03	6.52
2020-06-15 22:00:01	1	59.15	0.03	16.60
2020-06-15 23:00:01	1	14.39	0.01	6.59
2020-06-16 00:00:01	1	14.70	0.02	6.58
2020-06-16 01:00:01	1	14.63	0.04	6.62
2020-06-16 02:00:01	1	14.68	0.04	6.58
2020-06-16 03:00:01	1	14.84	0.04	6.60
2020-06-16 04:00:01	1	15.60	0.03	6.68
2020-06-16 05:00:01	1	15.25	0.04	6.75
2020-06-16 06:00:01	1	15.36	0.03	6.76
2020-06-16 07:00:01	1	15.64	0.03	6.76
2020-06-16 08:00:01	1	16.35	0.02	6.77
2020-06-16 09:00:01	1	17.64	0.09	6.67
2020-06-16 10:00:01	1	15.39	0.07	6.59
2020-06-16 11:00:01	1	15.98	0.06	6.55
2020-06-16 12:00:01	1	14.16	0.05	6.44
2020-06-16 13:00:01	1	14.23	0.03	6.40
2020-06-16 14:00:01	1	13.78	0.01	6.25
2020-06-16 15:00:01	1	13.71	0.00	6.18
2020-06-16 16:00:01	1	13.65	0.03	6.19
2020-06-16 17:00:01	1	13.59	0.03	6.19
2020-06-16 18:00:01	1	13.66	0.03	6.19

Date/Time	Ammonia to burner (yes/no)	Corrected NOx (NO2)	Corrected NH3	Corrected N2O
		mg/m ³	mg/m ³	mg/m ³
2020-06-16 19:00:01	1	13.96	0.02	6.37
2020-06-16 20:00:01	1	15.17	0.01	6.55
2020-06-16 21:00:01	1	15.03	0.01	6.69
2020-06-16 22:00:01	1	59.28	0.00	16.43
2020-06-16 23:00:01	1	14.35	0.01	6.70
2020-06-17 00:00:01	1	14.92	0.00	6.60
2020-06-17 01:00:01	1	14.71	0.00	6.57
2020-06-17 02:00:01	1	14.67	0.01	6.58
2020-06-17 03:00:01	1	14.55	0.00	6.55
2020-06-17 04:00:01	1	15.27	0.01	6.60
2020-06-17 05:00:01	1	17.60	0.02	6.60
2020-06-17 06:00:01	1	14.96	0.03	6.61
2020-06-17 07:00:01	1	15.20	0.02	6.76
2020-06-17 08:00:01	1	16.34	0.01	6.76
2020-06-17 09:00:01	1	29.90	0.07	6.68
2020-06-17 10:00:01	1	17.96	0.06	6.74
2020-06-17 11:00:01	1	14.89	0.05	6.73
2020-06-17 12:00:01	1	15.01	0.05	6.64
2020-06-17 13:00:01	1	15.89	0.03	6.54
2020-06-17 14:00:01	1	14.72	0.02	6.51
2020-06-17 15:00:01	1	14.11	0.02	6.37
2020-06-17 16:00:01	1	13.64	0.04	6.31
2020-06-17 17:00:01	1	13.44	0.04	6.35
2020-06-17 18:00:01	1	14.14	0.04	6.52
2020-06-17 19:00:01	1	15.15	0.01	6.63
2020-06-17 20:00:01	1	15.90	0.01	6.71
2020-06-17 21:00:01	1	17.51	0.01	6.68
2020-06-17 22:00:01	1	60.82	0.01	16.54
2020-06-17 23:00:01	1	16.24	0.01	6.78
2020-06-18 00:00:01	1	16.39	0.01	6.81
2020-06-18 01:00:01	1	16.39	0.01	6.90
2020-06-18 02:00:01	1	16.64	0.02	6.90
2020-06-18 03:00:01	1	16.73	0.02	6.89
2020-06-18 04:00:01	1	17.39	0.01	6.90
2020-06-18 05:00:01	1	18.17	0.03	6.92
2020-06-18 06:00:01	1	17.53	0.04	6.88
2020-06-18 07:00:01	1	16.28	0.04	6.79
2020-06-18 08:00:01	1	15.73	0.02	6.73
2020-06-18 09:00:01	1	34.80	0.10	6.65
2020-06-18 10:00:01	1	43.37	0.06	6.74
2020-06-18 11:00:01	1	13.61	0.05	6.55
2020-06-18 12:00:01	1	13.57	0.05	6.47

Date/Time	Ammonia to burner (yes/no)	Corrected NOx (NO2)	Corrected NH3	Corrected N2O
		mg/m ³	mg/m ³	mg/m ³
2020-06-18 13:00:01	1	15.86	0.04	6.40
2020-06-18 14:00:01	1	15.12	0.01	6.25
2020-06-18 15:00:01	1	15.34	0.01	6.19
2020-06-18 16:00:01	1	15.53	0.03	6.33
2020-06-18 17:00:01	1	15.74	0.04	6.78
2020-06-18 18:00:01	1	14.58	0.04	8.23
2020-06-18 19:00:01	1	15.23	0.03	8.37
2020-06-18 20:00:01	1	16.22	0.01	8.67
2020-06-18 21:00:01	1	17.40	0.02	8.74
2020-06-18 22:00:01	1	60.19	0.03	19.25
2020-06-18 23:00:01	1	14.44	0.02	8.74
2020-06-19 00:00:01	1	14.58	0.02	8.83
2020-06-19 01:00:01	1	15.48	0.02	9.05
2020-06-19 02:00:01	1	15.63	0.03	9.19
2020-06-19 03:00:01	1	15.77	0.02	8.75
2020-06-19 04:00:01	1	17.86	0.02	8.90
2020-06-19 05:00:01	1	16.14	0.02	8.74
2020-06-19 06:00:01	1	14.97	0.03	8.79
2020-06-19 07:00:01	1	15.61	0.03	8.83
2020-06-19 08:00:01	1	16.62	0.02	8.91
2020-06-19 09:00:01	1	40.60	0.08	8.78
2020-06-19 10:00:01	1	18.70	0.05	10.33
2020-06-19 11:00:01	1	15.13	0.06	10.51
2020-06-19 12:00:01	1	15.26	0.05	10.24
2020-06-19 13:00:01	1	15.49	0.04	10.62
2020-06-19 14:00:01	1	15.11	0.03	13.63
2020-06-19 15:00:01	1	13.85	0.00	14.73
2020-06-19 16:00:01	1	14.12	0.02	14.87
2020-06-19 17:00:01	1	13.67	0.02	15.07
2020-06-19 18:00:01	1	13.74	0.03	15.19
2020-06-19 19:00:01	1	13.64	0.03	15.31
2020-06-19 20:00:01	1	14.06	0.03	15.44
2020-06-19 21:00:01	1	15.77	0.03	14.91
2020-06-19 22:00:01	1	62.94	0.04	25.48
2020-06-19 23:00:01	1	14.55	0.06	15.82
2020-06-20 00:00:01	1	15.50	0.40	17.49
2020-06-20 01:00:01	1	14.29	0.08	16.23
2020-06-20 02:00:01	1	14.62	0.05	15.36
2020-06-20 03:00:01	1	14.20	0.03	15.11
2020-06-20 04:00:01	1	15.25	0.03	14.87
2020-06-20 05:00:01	1	15.42	0.06	14.72
2020-06-20 06:00:01	1	14.85	0.09	14.61

Date/Time	Ammonia to burner (yes/no)	Corrected NOx (NO2)	Corrected NH3	Corrected N2O
		mg/m ³	mg/m ³	mg/m ³
2020-06-20 07:00:01	1	13.62	0.12	14.56
2020-06-20 08:00:01	1	14.80	0.02	13.84
2020-06-20 09:00:01	1	20.18	0.08	13.53
2020-06-20 10:00:01	1	13.39	0.05	13.49
2020-06-20 11:00:01	1	13.82	0.04	13.24
2020-06-20 12:00:01	1	14.62	0.05	13.04
2020-06-20 13:00:01	1	14.13	0.06	13.04
2020-06-20 14:00:01	1	14.37	0.04	12.80
2020-06-20 15:00:01	1	14.48	0.03	12.62
2020-06-20 16:00:01	1	14.63	0.01	12.54
2020-06-20 17:00:01	1	14.88	0.02	12.42
2020-06-20 18:00:01	1	14.27	0.02	10.21
2020-06-20 19:00:01	1	14.26	0.01	8.90
2020-06-20 20:00:01	1	14.22	0.02	9.23
2020-06-20 21:00:01	1	15.14	0.04	9.37
2020-06-20 22:00:01	1	59.62	0.07	20.02
2020-06-20 23:00:01	1	13.17	0.04	9.55
2020-06-21 00:00:01	1	13.70	0.03	9.28
2020-06-21 01:00:01	1	14.31	0.03	9.28
2020-06-21 02:00:01	1	14.62	0.04	9.29
2020-06-21 03:00:01	1	15.87	0.03	9.23
2020-06-21 04:00:01	1	14.87	0.00	9.08
2020-06-21 05:00:01	1	15.12	0.01	9.09
2020-06-21 06:00:01	1	13.79	0.01	9.10
2020-06-21 07:00:01	1	13.59	0.01	9.16
2020-06-21 08:00:01	1	13.74	0.00	9.31
2020-06-21 09:00:01	1	14.66	0.06	9.25
2020-06-21 10:00:01	1	13.88	0.04	9.56
2020-06-21 11:00:01	1	13.61	0.04	10.27
2020-06-21 12:00:01	1	13.73	0.04	11.22
2020-06-21 13:00:01	1	13.99	0.04	11.32
2020-06-21 14:00:01	1	13.85	0.04	11.60
2020-06-21 15:00:01	1	13.46	0.04	11.73
2020-06-21 16:00:01	1	14.32	0.01	11.87
2020-06-21 17:00:01	1	13.77	0.05	12.55
2020-06-21 18:00:01	1	13.95	0.02	12.41
2020-06-21 19:00:01	1	13.79	0.02	12.51
2020-06-21 20:00:01	1	14.16	0.03	12.87
2020-06-21 21:00:01	1	14.24	0.04	13.04
2020-06-21 22:00:01	1	59.53	0.03	23.19
2020-06-21 23:00:01	1	13.54	0.03	13.08
2020-06-22 00:00:01	1	13.57	0.03	13.20

Date/Time	Ammonia to burner (yes/no)	Corrected NOx (NO2)	Corrected NH3	Corrected N2O
		mg/m ³	mg/m ³	mg/m ³
2020-06-22 01:00:01	1	13.65	0.04	13.41
2020-06-22 02:00:01	1	13.59	0.07	13.75
2020-06-22 03:00:01	1	13.23	0.05	13.07
2020-06-22 04:00:01	1	15.20	0.05	12.89
2020-06-22 05:00:01	1	14.94	0.04	12.84
2020-06-22 06:00:01	1	14.47	0.02	12.76
2020-06-22 07:00:01	1	14.16	0.01	12.77
2020-06-22 08:00:01	1	13.96	0.00	12.83
2020-06-22 09:00:01	1	13.85	0.06	12.68
2020-06-22 10:00:01	1	13.78	0.04	12.81
2020-06-22 11:00:01	1	14.00	0.05	12.58
2020-06-22 12:00:01	1	14.46	0.05	12.41
2020-06-22 13:00:01	1	13.85	0.05	12.57
2020-06-22 14:00:01	1	14.02	0.03	12.55
2020-06-22 15:00:01	1	14.10	0.02	12.60
2020-06-22 16:00:01	1	14.59	0.02	12.64
2020-06-22 17:00:01	1	14.40	0.04	12.77
2020-06-22 18:00:01	1	13.46	0.03	12.95
2020-06-22 19:00:01	1	13.08	0.01	13.16
2020-06-22 20:00:01	1	12.83	0.03	13.50
2020-06-22 21:00:01	1	12.66	0.05	13.50
2020-06-22 22:00:01	1	58.62	0.04	23.75
2020-06-22 23:00:01	1	12.65	0.04	13.68
2020-06-23 00:00:01	1	12.69	0.03	13.71
2020-06-23 01:00:01	1	12.75	0.02	13.70
2020-06-23 02:00:01	1	12.72	0.02	13.65
2020-06-23 03:00:01	1	12.65	0.02	13.57
2020-06-23 04:00:01	1	13.48	0.03	13.45
2020-06-23 05:00:01	1	12.66	0.03	13.45
2020-06-23 06:00:01	1	12.95	0.02	13.24
2020-06-23 07:00:01	1	13.26	0.03	13.26
2020-06-23 08:00:01	1	13.11	0.01	13.20
2020-06-23 09:00:01	1	14.29	0.08	13.09
2020-06-23 10:00:01	1	13.11	0.05	13.12
2020-06-23 11:00:01	1	13.25	0.06	13.06
2020-06-23 12:00:01	1	13.28	0.07	13.01
2020-06-23 13:00:01	1	13.56	0.10	13.11
2020-06-23 14:00:01	1	14.52	0.04	12.71
2020-06-23 15:00:01	1	14.77	0.10	12.98
2020-06-23 16:00:01	1	14.00	0.05	13.01
2020-06-23 17:00:01	1	14.36	0.05	12.92
2020-06-23 18:00:01	1	13.79	0.05	12.99

Date/Time	Ammonia to burner (yes/no)	Corrected NOx (NO2)	Corrected NH3	Corrected N2O
		mg/m ³	mg/m ³	mg/m ³
2020-06-23 19:00:01	1	13.53	0.03	13.05
2020-06-23 20:00:01	1	12.84	0.02	13.30
2020-06-23 21:00:01	1	12.37	0.02	13.51
2020-06-23 22:00:01	1	58.39	0.03	23.64
2020-06-23 23:00:01	1	13.15	0.03	13.37
2020-06-24 00:00:01	1	13.05	0.04	13.45
2020-06-24 01:00:01	1	13.04	0.04	13.61
2020-06-24 02:00:01	1	12.94	0.03	13.62
2020-06-24 03:00:01	1	12.99	0.03	13.54
2020-06-24 04:00:01	1	13.82	0.03	13.55
2020-06-24 05:00:01	1	13.41	0.04	13.71
2020-06-24 06:00:01	1	13.52	0.04	13.87
2020-06-24 07:00:01	1	13.43	0.04	13.79
2020-06-24 08:00:01	1	13.27	0.02	13.57
2020-06-24 09:00:01	1	13.70	0.06	13.41
2020-06-24 10:00:01	1	13.38	0.04	13.52
2020-06-24 11:00:01	1	13.33	0.05	13.43
2020-06-24 12:00:01	1	34.63	0.06	12.97
2020-06-24 13:00:01	1	30.63	0.09	39.63
2020-06-24 14:00:01	1	14.37	0.12	14.28
2020-06-24 15:00:01	1	14.50	0.12	14.37
2020-06-24 16:00:01	1	14.62	0.10	14.18
2020-06-24 17:00:01	1	14.11	0.13	14.69
2020-06-24 18:00:01	1	14.43	0.09	15.25
2020-06-24 19:00:01	1	14.22	0.08	15.20
2020-06-24 20:00:01	1	14.20	0.12	15.73
2020-06-24 21:00:01	1	14.00	0.15	16.42
2020-06-24 22:00:01	1	59.70	0.19	26.36
2020-06-24 23:00:01	1	13.77	0.05	15.42
2020-06-25 00:00:01	1	14.16	0.14	15.37
2020-06-25 01:00:01	1	14.29	0.15	15.87
2020-06-25 02:00:01	1	14.36	0.10	15.74
2020-06-25 03:00:01	1	14.21	0.07	15.62
2020-06-25 04:00:01	1	13.87	0.10	15.62
2020-06-25 05:00:01	1	13.55	0.10	15.56
2020-06-25 06:00:01	1	13.45	0.04	14.92
2020-06-25 07:00:01	1	13.49	0.04	14.73
2020-06-25 08:00:01	1	12.30	0.01	14.81
2020-06-25 09:00:01	1	6.70	0.09	14.59
2020-06-25 10:00:01	1	16.16	0.06	14.32
2020-06-25 11:00:01	1	13.69	0.05	14.22
2020-06-25 12:00:01	1	13.52	0.12	14.63

Date/Time	Ammonia to burner (yes/no)	Corrected NOx (NO2)	Corrected NH3	Corrected N2O
		mg/m ³	mg/m ³	mg/m ³
2020-06-25 13:00:01	1	13.82	0.05	13.74
2020-06-25 14:00:01	1	13.87	0.04	13.42
2020-06-25 15:00:01	1	14.19	0.00	13.07
2020-06-25 16:00:01	1	13.49	0.00	13.36
2020-06-25 17:00:01	1	14.07	0.02	13.64
2020-06-25 18:00:01	1	13.27	0.04	13.98
2020-06-25 19:00:01	1	13.67	0.03	14.05
2020-06-25 20:00:01	1	12.97	0.03	14.15
2020-06-25 21:00:01	1	13.54	0.04	14.50
2020-06-25 22:00:01	1	59.27	0.05	25.08
2020-06-25 23:00:01	1	13.45	0.06	14.94
2020-06-26 00:00:01	1	13.50	0.05	15.12
2020-06-26 01:00:01	1	13.80	0.04	14.91
2020-06-26 02:00:01	1	13.09	0.04	14.84
2020-06-26 03:00:01	1	13.70	0.03	14.74
2020-06-26 04:00:01	1	13.35	0.03	14.70
2020-06-26 05:00:01	1	13.78	0.04	14.69
2020-06-26 06:00:01	1	12.95	0.03	14.67
2020-06-26 07:00:01	1	13.73	0.03	14.60
2020-06-26 08:00:01	1	13.02	0.01	14.55
2020-06-26 09:00:01	1	13.87	0.07	14.51
2020-06-26 10:00:01	1	13.55	0.04	14.54
2020-06-26 11:00:01	1	13.72	0.07	14.34
2020-06-26 12:00:01	1	14.16	0.08	14.24
2020-06-26 13:00:01	1	13.63	0.08	14.15
2020-06-26 14:00:01	1	14.32	0.05	13.87
2020-06-26 15:00:01	1	13.43	0.02	13.75
2020-06-26 16:00:01	1	14.31	0.02	13.61
2020-06-26 17:00:01	1	13.46	0.05	13.75
2020-06-26 18:00:01	1	13.94	0.02	13.83
2020-06-26 19:00:01	1	13.03	0.01	13.94
2020-06-26 20:00:01	1	13.57	0.03	14.16
2020-06-26 21:00:01	1	15.36	0.02	14.23
2020-06-26 22:00:01	1	60.57	0.01	24.42
2020-06-26 23:00:01	1	14.32	0.02	14.33
2020-06-27 00:00:01	1	14.41	0.02	14.41
2020-06-27 01:00:01	1	14.32	0.02	14.38
2020-06-27 02:00:01	1	14.38	0.02	14.23
2020-06-27 03:00:01	1	14.44	0.02	14.22
2020-06-27 04:00:01	1	14.66	0.02	14.26
2020-06-27 05:00:01	1	14.62	0.02	14.29
2020-06-27 06:00:01	1	14.95	0.02	14.32

Date/Time	Ammonia to burner (yes/no)	Corrected NOx (NO2)	Corrected NH3	Corrected N2O
		mg/m ³	mg/m ³	mg/m ³
2020-06-27 07:00:01	1	14.93	0.02	14.46
2020-06-27 08:00:01	1	15.44	0.00	14.59
2020-06-27 09:00:01	1	11.17	0.06	14.46
2020-06-27 10:00:01	1	11.49	0.04	14.79
2020-06-27 11:00:01	1	10.85	0.07	14.76
2020-06-27 12:00:01	1	13.87	0.08	14.36
2020-06-27 13:00:01	1	18.30	0.05	13.80
2020-06-27 14:00:01	1	19.75	0.03	13.73
2020-06-27 15:00:01	1	15.80	0.00	13.65
2020-06-27 16:00:01	1	14.74	0.02	13.48
2020-06-27 17:00:01	1	14.84	0.03	13.46
2020-06-27 18:00:01	1	14.88	0.03	13.74
2020-06-27 19:00:01	1	14.42	0.02	13.86
2020-06-27 20:00:01	1	14.55	0.02	13.92
2020-06-27 21:00:01	1	14.32	0.02	14.04
2020-06-27 22:00:01	1	59.94	0.03	24.85
2020-06-27 23:00:01	1	13.42	0.02	14.80
2020-06-28 00:00:01	1	13.47	0.02	14.98
2020-06-28 01:00:01	1	17.01	0.03	14.98
2020-06-28 02:00:01	1	13.31	0.03	14.84
2020-06-28 03:00:01	1	13.12	0.03	14.66
2020-06-28 04:00:01	1	14.00	0.02	14.60
2020-06-28 05:00:01	1	13.77	0.02	14.51
2020-06-28 06:00:01	1	14.10	0.02	14.41
2020-06-28 07:00:01	1	14.26	0.02	14.33
2020-06-28 08:00:01	1	13.94	0.00	14.30
2020-06-28 09:00:01	1	15.24	0.06	14.17
2020-06-28 10:00:01	1	13.95	0.03	14.52
2020-06-28 11:00:01	1	13.73	0.04	14.25
2020-06-28 12:00:01	1	13.57	0.06	13.94
2020-06-28 13:00:01	1	14.30	0.07	13.93
2020-06-28 14:00:01	1	13.55	0.05	13.88
2020-06-28 15:00:01	1	14.05	0.02	13.77
2020-06-28 16:00:01	1	14.00	0.01	13.61
2020-06-28 17:00:01	1	13.64	0.03	13.60
2020-06-28 18:00:01	1	13.80	0.03	13.65
2020-06-28 19:00:01	1	13.58	0.02	13.87
2020-06-28 20:00:01	1	13.65	0.02	13.97
2020-06-28 21:00:01	1	12.62	0.04	14.29
2020-06-28 22:00:01	1	58.97	0.03	24.68
2020-06-28 23:00:01	1	14.74	0.03	14.64
2020-06-29 00:00:01	1	13.31	0.04	14.94

Date/Time	Ammonia to burner (yes/no)	Corrected NOx (NO2)	Corrected NH3	Corrected N2O
		mg/m ³	mg/m ³	mg/m ³
2020-06-29 01:00:01	1	13.91	0.03	14.71
2020-06-29 02:00:01	1	13.04	0.04	14.94
2020-06-29 03:00:01	1	13.63	0.03	14.90
2020-06-29 04:00:01	1	13.16	0.03	14.80
2020-06-29 05:00:01	1	13.81	0.02	14.70
2020-06-29 06:00:01	1	13.26	0.02	14.55
2020-06-29 07:00:01	1	13.23	0.02	14.55
2020-06-29 08:00:01	1	13.25	0.00	14.43
2020-06-29 09:00:01	1	13.89	0.07	14.21
2020-06-29 10:00:01	1	13.50	0.06	14.40
2020-06-29 11:00:01	1	14.04	0.05	14.09
2020-06-29 12:00:01	1	14.66	0.06	13.91
2020-06-29 13:00:01	1	14.50	0.12	13.95
2020-06-29 14:00:01	1	14.86	0.16	14.14
2020-06-29 15:00:01	1	15.05	0.21	14.46
2020-06-29 16:00:01	1	15.10	0.18	14.37
2020-06-29 17:00:01	1	14.71	0.16	14.36
2020-06-29 18:00:01	1	14.19	0.09	14.42
2020-06-29 19:00:01	1	14.04	0.05	14.40
2020-06-29 20:00:01	1	16.08	0.08	14.74
2020-06-29 21:00:01	1	27.88	0.03	14.25
2020-06-29 22:00:01	1	71.86	0.03	24.66
2020-06-29 23:00:01	1	24.92	0.02	14.22
2020-06-30 00:00:01	1	16.76	0.10	14.73
2020-06-30 01:00:01	1	13.98	0.04	14.63
2020-06-30 02:00:01	1	13.17	0.04	14.56
2020-06-30 03:00:01	1	13.88	0.03	14.47
2020-06-30 04:00:01	1	12.80	0.02	14.52
2020-06-30 05:00:01	1	13.92	0.02	14.30
2020-06-30 06:00:01	1	13.24	0.03	13.93
2020-06-30 07:00:01	1	14.32	0.03	14.01
2020-06-30 08:00:01	1	14.63	0.01	14.30
2020-06-30 09:00:01	1	16.93	0.05	14.25
2020-06-30 10:00:01	1	13.63	0.03	14.91
2020-06-30 11:00:01	1	13.97	0.06	14.92
2020-06-30 12:00:01	1	14.21	0.11	14.00
2020-06-30 13:00:01	1	12.95	0.06	11.34
2020-06-30 14:00:01	1	14.25	0.02	7.68
2020-06-30 15:00:01	1	14.11	0.00	6.51
2020-06-30 16:00:01	1	13.99	0.00	6.55
2020-06-30 17:00:01	1	13.93	0.02	6.61
2020-06-30 18:00:01	1	13.78	0.02	6.79

Date/Time	Ammonia to burner (yes/no)	Corrected NOx (NO2)	Corrected NH3	Corrected N2O
		mg/m ³	mg/m ³	mg/m ³
2020-06-30 19:00:01	1	14.01	0.02	7.24
2020-06-30 20:00:01	1	13.13	0.02	7.47
2020-06-30 21:00:01	1	9.27	0.07	8.04
2020-06-30 22:00:01	1	59.81	0.03	17.20
2020-06-30 23:00:01	1	13.58	0.03	6.68
2020-07-01 00:00:01	1	13.73	0.02	6.71



2020 Annual Compliance Report
EPBC 2008/4546
Technical Ammonium Nitrate Plant

05-10-2020 600-200-ACR-YPN-0008 Rev 0

Attachment 10A(a): Letter YPN to Department regarding Rock Art Monitoring, dated 2 July 2018



Knowledge grows

2 July 2018

Our Reference: 650-200-LET-DOE-0002

Your Reference: EPBC 2008/4546

Monica Collins
Chief Compliance Officer
Office of Compliance
Department of the Environment and Energy
GPO Box 787
Canberra ACT 2601

Dear Ms Collins

Proposed Technical Ammonium Nitrate Production Facility (EPBC 2008/4546)

I write in relation to the Consolidated Approval Notice for the above referral, issued by your Department and dated 12 September 2017, and to recent discussions with yourself and colleagues.

As discussed, Condition 10A of the Consolidated Approval Notice, *On-going Rock Art Monitoring*, requires that, from 2018, rock art monitoring must be undertaken annually between 15 July and 15 September of each year, for the life of the approval. Condition 10A also requires that the monitoring be undertaken by a suitably qualified person (Heritage), and using a methodology approved by the Minister in writing, or through a program administered by the Western Australian Government Department of Water and Environmental Regulation (DWER).

As DWER has confirmed that they will not be conducting a monitoring program in 2018, Yara Pilbara Nitrates' proposes the following actions to meet the requirements of Condition 10A in 2018:

- Yara seeks approval to replicate the monitoring program that was approved in 2017 (see attached DOEE letter dated 21 December 2017)
- All aspects of the monitoring methodology will remain the same, with Warren Fish and Dr Ian MacLeod again managing the monitoring, with the heritage custodians of the Burrup rock art, Murujuga Aboriginal Corporation, actively involved (see attached Yara Pilbara Nitrates letter dated 3 November 2017, ref 650-208-LET-YPN-0001)
- With respect to the requirement of Condition 10A to engage at least once annually with the Murujuga Aboriginal Corporation in the planning and reporting associated with the on-going annual rock art monitoring, Yara Pilbara Nitrates has held multiple face-to-face meetings with Murujuga Aboriginal Corporation, as well as correspondence and telephone discussions to ensure their support for this proposal

Yara Pilbara Nitrates Pty Ltd

Postal Address
Locked Bag 5009
Karratha WA 6714
Australia

Visiting Address
Lot 564 and 3017 Village Road
Burrup WA 6714
Australia

Telephone
+61 8 9183 4100
Facsimile
+61 8 9185 6776
ABN
33127391422

Registered Office:
Level 5, 182 St George Terrace
Perth WA 6000
Australia
Telephone: +61 8 9327 8100
Facsimile: +61 8 9327 8199



Knowledge grows

Should this proposal meet with approval, the next step would be to identify with Murujuga Aboriginal Corporation an optimal time within the required dates for the monitoring, and begin logistical planning immediately to ensure compliance.

For your information, our intent is to conduct additional monitoring in partnership with Murujuga Aboriginal Corporation, according to methodology developed by Fish and Macleod and shared with Murujuga Aboriginal Corporation. This methodology has been submitted for consideration to the Director General of DWER by Murujuga Aboriginal Corporation's CEO during a recent meeting on country. Data gathered via this monitoring may well inform future approaches to protection of the Burrup rock art.

Yours Sincerely

A handwritten signature in dark ink, appearing to read 'L. Blackburn', with a long horizontal flourish extending to the right.

Luke BLACKBOURN

Manager Government and External Relations

Yara Pilbara Nitrates

Attachments

1. DOEE letter, 21 Dec 2017
 2. YPN letter, 3 Nov 2017
- cc. Peter Jeffries, Acting CEO Murujuga Aboriginal Corporation



Ref: 2008/4546

Mr Brian Howarth
HESQ Manager
Yara Pilbara Nitrates Pty Ltd
Locked Bag 5009
Karratha WA 6714

EPBC 2008/4546 – Proposed Technical Ammonium Nitrate Production Facility – Approval of Methodology

Dear Mr Howarth

Thank you for your letter dated 3 November 2017 to the Department, requesting approval of Yara Pilbara Nitrates interim rock art monitoring methodology under condition 10A(d) of EPBC Act approval 2008/4546.

I note that the Western Australian Government recently published the draft Burrup Rock Art Strategy which will provide a long-term framework to protect Aboriginal rock art on the Burrup Peninsula. In this context I understand that Yara Pilbara Nitrates Pty Ltd is seeking the approval of its methodology as an interim method to be used for 2017 monitoring, pending the development of a new method by the Western Australian Government and the independent Burrup Rock Art Monitoring Management Committee.

I also understand that Yara Pilbara Nitrates Pty Ltd has sought to address the recommendations of the Data Analysis Australia report to the extent feasible and that those recommendations will also be considered by the independent Burrup Rock Art Monitoring Management Committee in the development of the Burrup Rock Art Strategy.

On this basis, as delegate of the Minister I approve the proposed rock art monitoring methodology for 2017. I am also satisfied that Mr Warren Fish and Dr Ian Macleod, have suitable qualifications and experience to undertake the rock art monitoring under condition 10A.

Should you require any further information please contact Officer Dwaine McMaugh, A/g Director, Environmental Audit Section, on 02 6274 1641 or by email: EPBCmonitoring@environment.gov.au.

Yours sincerely

Monica Collins
Chief Compliance Officer
Office of Compliance

21 December 2017



Knowledge grows

3 November 2017

Our Reference: 650-208-LET-YPN-0001

Your Reference: EPBC 2008/4546

Monica Collins
Chief Compliance Officer
Office of Compliance
Department of the Environment and Energy
GPO Box 787
Canberra ACT 2601

Dear Ms Collins

Proposed Technical Ammonium Nitrate Production Facility (EPBC 2008/4546)

I write in relation to the Consolidated Approval Notice for the above referral, issued by your Department and dated 12 September 2017.

Condition 10A of the Consolidated Approval Notice, *On-going Rock Art Monitoring*, requires the first on-going rock art monitoring event to be completed by no later than 31 December 2017, and I wish to update you with respect to Yara Pilbara Nitrates actions to date to meet this condition, and seek approval of our proposed methodology and monitors.

As you are aware, previous rock art monitoring on the Burrup Peninsula was undertaken by CSIRO as part of the Western Australian Government's Burrup Rock Art Monitoring Program which expired in June 2016. Since that time, the WA Government has failed to replace the program and so we are in the position of needing to conduct our own rock art monitoring as per the Consolidated Approval Notice. Yara recognises the importance of obtaining data in 2017 so as to avoid a year-long gap in the monitoring data. Our efforts aim to make the data we gather as useful as possible in contributing to the understanding of the rock art and any potential impacts thereon.

A key aspect of our initial efforts has been to engage and include members of Murujuga Aboriginal Corporation (MAC) in our rock art monitoring activities. We note that as freehold title holders for the Murujuga National Park, as cultural custodians for the rock art and as Indigenous Rangers working on country, MAC are key stakeholders regarding Burrup rock art, yet they continue to state that they are being sidelined and treated paternalistically with respect to the Burrup rock art, as they attested at the Senate Inquiry earlier this year.

We have met the CEO, Chairperson, Circle of Elders and the Manager of the Murujuga Land and Sea Unit. They have agreed to assist in the rock art monitoring program for 2017, and our experts will work with the Rangers to ensure knowledge and skills transfer take place. Murujuga are supportive of this work and look forward to working with Yara.

Yara Pilbara Nitrates Pty Ltd

Postal Address
Locked Bag 5009
Karratha WA 6714
Australia

Visiting Address
Lot 564 and 3017 Village Road
Burrup WA 6714
Australia

Telephone
+61 8 9183 4100
Facsimile
+61 8 9185 6776
ABN
33127391422

Registered Office:
Level 5, 182 St George Terrace
Perth WA 6000
Australia
Telephone: +61 8 9327 8100
Facsimile: +61 8 9327 8199



Knowledge grows

The proposed methodology is attached, and we trust it will meet with the approval of the Minister. As you will see, we have taken the previous CSIRO methodology, and made some changes to reflect clear recommendations of the Data Analysis Australia report *Review of CSIRO Report on Burrup Peninsula Rock Art Monitoring* found on the web at

<https://www.der.wa.gov.au/images/documents/our-work/consultation/Burrup-Rock-Art/DAA-independent-review-report---May-2017.pdf>

We noted your Department's endorsement of the role of CSIRO in previous rock art monitoring in the Department's response to comments in Dr Ken Mulvaney's submission to the Senate Inquiry. We trust that the Department therefore has a familiarity and understanding of the methodology presented.

Condition 10A c) requires the rock art monitoring to "...be undertaken by a suitably qualified person (Heritage)", with the definition later provided:

Suitably qualified person (Heritage) is a person with at least a bachelors degree with Honours in archaeology or five (5) years experience in Indigenous heritage or archaeology recognised by a relevant body such as the Australian Association of Consulting Archaeologists.

Our program will be led by Warren Fish, who is a Masters Degree qualified archaeologist and an ex-Registrar of Aboriginal Sites with the WA Government, with well over a decade of experience in Indigenous heritage. Warren will be supported by Dr Ian MacLeod, who is a highly respected international academic and scientist, specialising in heritage conservation. Dr MacLeod has been instrumental in the various rock art conservation and monitoring campaigns conducted on the Burrup. CVs are attached for both. As previously mentioned, the heritage custodians of the Burrup rock art, Murujuga Aboriginal Corporation, will be actively involved in the monitoring. These participants ensure we meet this Condition of the Consolidated Approval Notice.

We trust that this interim program meets with approval of the Minister, and would like to state our keenness to support updated methodology and monitoring in subsequent years. We are more than happy to provide further information, and look forward to working with the Department to ensure monitoring takes place in a timely manner. Should you need any further information before putting the proposed monitoring program to the Minister, please do not hesitate to contact us. In addition, if you feel that Departmental staff may benefit from a visit to the Burrup to better understand Yara's activities and the context in which we operate, we would be only too happy to host them.

Yours Sincerely,

A handwritten signature in blue ink, appearing to read 'Brian Howarth', is written over a horizontal line.

Brian HOWARTH

HESQ Manager

Yara Pilbara Nitrates

Attachments

1. CV Fish
2. CV MacLeod
3. Proposed Technical Ammonium Nitrate Production Facility Rock Art Monitoring Methodology

cc. Craig Bonney, CEO MAC

CV

Warren Stuart FISH

PERSONAL DETAILS

Name: Warren Stuart FISH

Address: 31 Goollelal Drive
Kingsley 6026
Perth, Western Australia

Telephone: +61 (0)8 9409 7041 (home)
+61 (0) 409 448 860 (mobile)

Email: wsfish@bigpond.com

Warren has over 20 years of leadership experience and is highly skilled at developing and implementing strategic objectives.

He has international experience in corporate governance, Health Safety and Environment leadership, enterprise risk management, government relations, corporate affairs, Indigenous affairs, and people logistics.

Warren has held senior leadership positions in the Western Australian State Government; worked in the United States, southern Africa and Australia; and held key management roles in successful major projects.

IN BRIEF

20 years working in:

- Executive management
- Corporate Affairs
- Heritage and native title
- Sustainability
- Health, safety and environment (HSE) and sustainable development
- Corporate compliance and approvals
- Enterprise risk management

Experience:

- Project Director: Stakeholder Relations and Approvals, encompassing all HSE components. \$8 billion greenfields JV with multi-cultural partners and complicated commercial arrangements. Construction of a mine, railway and port and marketing of product and project into China and Korea.
- Executive Director: Health, Safety, Environment and Corporate Logistics at CITIC Pacific Mining, an \$15 billion greenfield magnetite project in north-west Western Australia. Greenfields construction of a mine, processing plant, infrastructure corridor, power station and port. My role extended to Executive Director of the company.
- Key management and leadership roles:
 - Aurizon
 - CITIC Pacific Mining
 - North West Shelf Venture

- Woodside Pluto LNG projects
- Registrar of Aboriginal Sites, WA State Government
- Work locations in the United States, southern Africa and Australia

Qualifications:

- MA (2001): respected in the international academic community, with numerous papers published in peer-reviewed journals, and have reviewed wide-ranging papers for academic publications.

Board representation:

- Previous membership of 14 Boards, including CITIC Pacific Mining Management Pty Ltd.

EMPLOYMENT HISTORY

September 2016 - Present:

WS Fish Consulting Principal

Consulting to industry on:

- Stakeholder Management and Corporate Affairs
- Government relations
- Heritage and native title
- Sustainability
- Health and Safety
- Environment

Skills include, although not limited to the following:

- Utilising strong government relationships (both State and Federal) to connect business leaders to political leaders in order to influence policy direction.
- Providing strategic advice to senior management and board on sustainability, stakeholder relations and community engagement.
- Delivery of regulatory approvals.

August 2014 – September 2016:

Aurizon Project Director: Stakeholder Relations, HSE and Approvals

The West Pilbara Infrastructure Project (WPIP) is a Joint Venture with Baosteel, POSCO, and AMCI to construct and operate an iron ore mine, 280km railway and port in the west Pilbara, Australia. Initial capacity is 40mtpa scalable to 250mtpa. Reporting to the Executive Vice President Strategy and Business Development I held formal accountability for below but was also heavily involved in Corporate Affairs issues across the business. This included providing advice to the then CEO on State and Federal political matters.

Portfolio included accountability for:

- Stakeholder Management and Corporate Affairs
- Sustainability
- Health and Safety
- Environment
- Heritage and native title

Responsibilities included:

- Successful delivery of regulatory approvals
- Lead negotiations for a State Agreement with the WA Government, including driving its passage through Parliament.
- Lead negotiations on a State Development Agreement for the Port, allowing sufficient control for Aurizon to take advantage of significant opportunities.
- Lead negotiations on Native Title Agreements.
- Ensure that commercial relationships were appropriately established and maintained.
- Develop and maintain strong joint venture, supplier and stakeholder relationships.
- Lead the implementation of the Heads of Agreement in terms of the management of major stakeholder relationships.

Key achievements

- Negotiated changes to approved Government port layout and design. Led to \$600m construction savings.
- Negotiated change to Government position on State Agreement term from 16 yrs +10+10 to 50 yrs +10+10. This increased project viability and led to significantly more favourable financing terms.
- Negotiated changes to Government policy relating to financial mechanisms usually required in State Agreements (use of trust structures as proponents)

May 2010 - June 2014:

CITIC Pacific Mining Management Pty Ltd Executive Director: Health, Safety, Environment and Corporate Affairs

CITIC Pacific Mining (CPM) is an Australian company wholly owned by the CITIC Group, one of China's largest SOE's. CPM constructed China's largest resource project in Australia in the form of a magnetite mine in the Pilbara. The Project is a \$15bn resource and infrastructure project consisting of a mine, concentrator, 450MW gas-fired power station, 30km infrastructure corridor, tailings facility, 60GL desalination plant and port. Peak construction workforce was 4500.

Portfolio included accountability for:

- Health and Safety
- Corporate Affairs
- Sustainability
- Corporate Logistics
- Environment
- Heritage & Native Title
- Pastoral Management (Mardie Station)

Reporting to the Executive Chairman, this position carried accountability for CITIC Pacific Mining's license to operate.

Responsibilities included, although not limited to the following;

- Staff compliment – approximately 120 (300 including contractors) people and \$90m annual budget.
- Board level decision-making and planning advice on company strategic direction.
- Health and Safety portfolio for construction, commissioning and operations. Peak workforce of over 4500.
- Cultural change programs in Health and Safety leading to a significant reduction in injuries.

Key achievements

- Introduced the first publication of a comprehensive Sustainability Report in the CITIC Group's history. Sustained and sophisticated internal stakeholder management at senior executive and board level required to gain approval for this to be undertaken in a traditionally conservative Chinese SOE. The report was well-received and the template was used for other business units in Hong Kong and mainland China. This led to wide-ranging internal discussion on the potential effects of climate change on various parts of the business.
- Stakeholder relations campaign with Federal politicians around the Carbon Pollution Reduction Scheme (CPRS) and Clean Energy Futures (CEF). Design of carbon

policy for CITIC Pacific Mining, particularly around 450MW power station and the construction of a solar farm to contribute to offset. We were able to win significant Federal funding to support the construction of the solar farm, leading to dramatic reduction of accommodation village costs.

- Significant issues were being encountered with the Safety portfolio, with poor performance and high injury rates. After a fatality occurred, I was asked by then-CEO to lead the undertaking of a cultural change project in the Safety portfolio. Detailed and sophisticated stakeholder work with Australian Board, Hong Kong Board and CITIC Board in Beijing. Program design and implementation across site with 4500 construction workers. Led to decrease in Recordable Injury Frequency Rate from 14 down to 3 within six months.
- Company Logistics were not being efficiently managed. Then then-CEO requested I undertake a change management project to rectify. I led renegotiations of contracts with QANTAS and other air and bus charter providers, as well as accommodation village service providers (3 different providers and 3 villages). Security contracts were redesigned. Outcome was a more disciplined approach to corporate logistics and significant cost savings. CEO then requested that the same study be undertaken on other portfolios, including site maintenance, which was also posted under my aegis.
- Mardie Station had been purchased by the company to shore up tenure and secure land access. The station had been running at a loss and the then then-CEO turned to me to rectify. I undertook a full review of operations which led to leaner operating models and the setup of a feedlot. This included capital spend on infrastructure, which was a difficult sell when instruction was to cut costs. The Board agreed with my logic and proposal, capital costs were incurred and Mardie Station has run at a healthy profit every year since.
- Site faced a significant fibrous materials issue and State Mining Engineer's advice to Mines and Petroleum Minister was to temporarily shut down the site. I led negotiations for Project to remain active while safety regime was being re-designed.
- Maintained strong relationships with Federal and State Government despite contentious issues, including significant cross-cultural and political miscommunication.

March 2008 – April 2010:

CITIC Pacific Mining Management Pty Ltd Director, Corporate Affairs, Environment and Heritage

Reporting to the CEO, this position was created to direct the Environment and Heritage portfolio and increase focus on approvals, compliance, sustainable and responsible development, and the management of community and stakeholder expectations in these spheres including;

- High level negotiations and interaction with various Commonwealth and State Government Departments.
- Environment, Heritage and Land Access processes and approvals, within accelerated timeframes, and Tenement Management.
- Indigenous relationships, consultations, approvals, surveys and negotiations with Traditional Custodians.
- Negotiator to CPM Legal Counsel during negotiations with three different Native Title Claimant Groups and on-going administration of Native Title portfolio.
- Responsibility for Indigenous Business and Employment strategy

Key achievements

- Approvals were the major risk to the project and were holding up construction at a

cost of US\$7m/day. I led the turnaround to a position where approvals were 6-8 months ahead of construction. This involved complex negotiations with Government and led to parallel approval processes being put in place. This had not been done before by Government.

- Significant fibrous materials (asbestos) issue on site with Dept of Mines and Petroleum Safety Branch advice to temporarily close site and halt construction. I successfully negotiated an outcome at Director General level that allowed construction to continue whilst new protocols were being designed and implemented.
- Re-negotiated approval conditions that were expensive and onerous to comply with. This led to significant cost savings.

Dec 2006 - March 2008:

Woodside Energy Limited Corporate Affairs, Heritage Manager

This position was created in the face of increased scrutiny in land access negotiations and entailed managing all Woodside heritage matters, including:

- Staff compliment – 5 reports
- High level negotiations with various Commonwealth and State Government Departments on National Heritage Listing.
- Drafting of Conservation Agreements between Woodside and the Commonwealth, and the NWSV and the Commonwealth.
- Heritage work exceeding international best practice on the Pluto Project.
- Managing corporate social responsibility.

Key achievements

- Led work negotiating National Heritage Listing of the Burrup peninsula with Pluto and North West Shelf areas excised.
- Negotiated Traditional Owner participation in heritage projects despite high-profile opposition from conservation groups and activists.

Nov 2004 - Dec 2006:

Woodside Energy Limited Manager Corporate Affairs, Karratha

Woodside Energy is Australia's largest oil and gas producer. Their primary facility is the Northwest Shelf Gas Plant, outside Karratha in Western Australia and is the largest resource project in Australia.

This position entailed managing a team to ensure delivery on the following issues:

- Staff compliment – 9 reports
- Corporate affairs advice
- Government and community relations
- Media and issues management
- Emergency response
- Government approvals
- Native Title and heritage
- Sustainability portfolio

Key achievements

- Member of the senior leadership team of 6 responsible for delivery of LNG cargoes as well as domestic gas to WA.
- Expansion of gas plant with no community issues raised.

May 2004 - Nov 2004:

**Department of Industry and Resources, Perth
Heritage Manager**

This position was created in order to provide advice to the Department, industry proponents and external stakeholders regarding heritage, Native Title and land access issues. Most of this work was undertaken on major projects and areas of my involvement included the Burrup Peninsula, Ord Stage II, ALCOA and Gorgon amongst others. This senior management position provided high-level advice to the Minister for State Development.

July 2002 - May 2004:

**Department of Indigenous Affairs, Perth
Assistant Director, Heritage and Culture Branch
Registrar of Aboriginal Sites**

The role as Assistant Director managed the Heritage and Culture Branch and the compliance arm of heritage legislation and attendant approvals system. A network of regional offices reported to this position. Strategic and operational policy was designed and implemented.

The Registrar is responsible for Aboriginal sites in Western Australia. High-level discussions and negotiations were undertaken with other State Agencies (usually at Director-level and upwards), industry representatives and Aboriginal organizations to facilitate responsible development. The Registrar provides the Minister for Indigenous Affairs with advice on development approvals.

February 2001 - July 2002: Curtin University of Western Australia
Consultant/Sessional Academic

March 1998 - Feb 2001: KwaZulu-Natal Museum Service
Media and Liaison Officer

1997 (3 months): University of Colorado
Denver Museum of Natural History
Canyon Archaeological Centre
Selected to participate USA government sponsored program of work.

April 1994 - March 1998: Northern Province Heritage Service
Archaeologist

QUALIFICATIONS

CURTIN UNIVERSITY OF TECHNOLOGY

Perth, Western Australia

Postgraduate courses completed at Curtin Business School:

- Marketing Theory 568
- Marketing Research 562
- Internet Marketing 567
- Applied Cases in Electronic Marketing 560
- Research Methodology 655

UNIVERSITY OF THE WITWATERSRAND

Johannesburg, South Africa

M.A.

2001 Masters Degree by research in archaeology

Thesis: "Early Venda History and the Mutokolwe Ruins near Tshiendeulu"

UNIVERSITY OF CAPE TOWN

Cape Town, South Africa

B.A. HONOURS

1991 - Graduated with Honours in maritime archaeology

Thesis: "Historic Shipwrecks; Issues in Management in a South African Context"

UNIVERSITY OF CAPE TOWN

Cape Town, South Africa

B.A.

1990 - Graduated with Bachelor of Arts, majoring in Archaeology

REFERENCES

References can be provided on request.

Curriculum Vitae for Ian Macleod

Place & Date of Birth: Ballarat, Victoria, Australia, 16 October 1948

Nationality: Australian

Business Address: Heritage Conservation Solutions
2/258 Labouchere Road, Como, Western Australia 6152
Telephone: 61-419952706
e-mail: iandonaldmacleod@gmail.com

Research Address: Western Australian Maritime Museum
Peter Hughes Drive, Victoria Quay
Fremantle, Western Australia 6160
Telephone: 61-8 94318302 (messages)
e-mail: ian.macleod@museum.wa.gov.au

Education:

2007: Doctor of Science, University of Melbourne: Thesis title *Chemistry and Conservation of Shipwrecks and Rock Art*, March 2007.

1974: Doctor of Philosophy, University of Melbourne: The thesis "*Polarography in anhydrous hydrogen fluoride*" reported on the electrochemistry of the transition and p-block metal-fluorides dissolved in liquid anhydrous-hydrogen-fluoride. Supervisor was the late professor Tom O'Donnell.

1970: Bachelor of Science (Hons) - (H2A), University of Melbourne. The thesis "*Potentiometry in Anhydrous Hydrogen Fluoride*" reported a study of the electrochemical properties of tin fluorides dissolved in liquid anhydrous-hydrogen-fluoride.

1961 – 1966: Ballarat High School, Victoria

Awards and Fellowships

Fellow of the Society of Antiquaries of Scotland (FSA Scot, 1974)

Fellow of the Royal Australian Chemical Institute (FRACI 1986)

Chartered Chemist (C.Chem. 1986)

Fellow of the International Institute for the Conservation of Artistic and Historic Works (FIIC, 1987)

Fellow of the Australian Academy of Technological Sciences & Engineering (FTSE, 2000)

Fellow of the Royal Society of Chemistry (FRSC, 2013)

International Council of Museums Committee for Conservation Triennial Medal (2017)

Heritage Council of Western Australia Medal, Professional Category (2017)

Bathurst Macquarie Heritage Medal finalist (2017)

Life Professional Member of the Australian Institute for the Conservation of Cultural Materials (2015)

Life member of the Australasian Corrosion Association (2014)

Corrosion Medal, the Australasian Corrosion Association for service and public engagement (2004)

Centenary Medal for services to Metallurgy and Technological Sciences, Australian Government (2003)

Alton Batty Medal for applied chemistry, Royal Australian Chemical Institute (1999)

Employment History in Conservation Management

May 2016 - present: Principal *Heritage Conservation Solutions*, an independent corrosion and deterioration assessment consultancy group operating in the museum and community sectors. Specialities include problem solving in corrosion degradation and management of buildings and sites.

May 2011- May 2016

Executive Director, Fremantle Museums and Collections

The primary responsibility of this position was the integrated management and service delivery of museum programs in Fremantle, including engagement with many community groups in the region. The role coordinated the departments of Materials Conservation, Maritime Archaeology and Maritime History and front of house staff. During this period applied research included microbial corrosion, the conservation of historic shipwrecks and the application of *in-situ* treatment methodologies to site management strategies. The assessment of buildings for passive conservation management for large collections has been shown to be cost effective and sustainable. A new approach for the determination of intervention priorities for major collections has been developed.

June 2006 – May 2011 Executive Director, Collection Management and Conservation

The position involved the management, development and integration of the museum collections and conservation programs with the relocation of objects and staff within the metropolitan area. During this interval I effected the safe relocation of collections from five metropolitan storage sites to the central facility that I set up in suburban Welshpool. This rationalisation involved closing two museum sites and three storage locations. I project managed the valuation of the 12½ million objects in the WA Museum collections which were valued at \$638 million. During this period my research focus was on corrosion phenomena on the Australian WWI submarine AE2 in the Sea of Marmara in Turkey and Japanese shipwrecks from WWII in Chuuk Lagoon in Micronesia.

July 2003 to June 2006

Director, Museum Relocation Project & Museum Services

I was responsible for the relocation of 85 staff, honorary associates, volunteers and 4½ million collection items from the WA Museum site in Perth site to the new Collections and Research Centre in Welshpool. The relocation was necessitated due to a unique combination of hazards from latent asbestos risk and major dangerous goods fire hazards associated with more than 130,000 litres of ethanol stored on site in the main museum building. The project consisted of the conversion of a 9,000 m² building into an integrated suite of laboratories and collection boxes which had a high-quality temperature and relative humidity controlled storage facility with dust removal to 1µm. This was a massive preventive conservation project covering the bulk of the WA Museum collections. As project manager I coordinated engineers, architects, space planners, curators, collection managers, staff, and the development of communication strategies for key players. The project involved regular briefings with the Minister and Director General of the Department for Culture and the Arts as well as the chair of the Board of Trustees. The project was completed on time and within the \$11 million budget.

1978 – 2003

Various positions within the WA Museum Materials Conservation and general administration.

Research Background:

Applied Chemistry

During my PhD and post-doctoral fellowships I developed a range of techniques for solving complex problems which involved careful experimentation, fine motor coordination skills and ability to engage a wide variety of audiences with the nature of the applied research.

Cultural Materials Conservation

I have pursued an understanding of the mechanisms of decay of cultural materials with detailed analysis of the layers of degraded materials on objects recovered from terrestrial and marine environments. Part of this work has involved surface analysis of tool-marks; wear patterns and fabrication techniques, as well as provenance studies on the materials used in the manufacturing processes. I have achieved an international reputation for my *in-situ* corrosion studies on historic shipwrecks, with particular emphasis on iron shipwrecks. Through successful modelling of the electrochemical processes involved in corrosion of shipwreck materials I have developed models that predict the decay rate of the vessels. I pioneered the use of sacrificial anodes on iron artefacts as a method of *in-situ* conservation. Major achievements have incorporated sites such as the SS *Xantho* (1872) steam engine in Western Australia, the best bower anchor and a carronade from the HMS *Sirius* (1790) on Norfolk Island, a the composite wooden-iron wreck of the *Zanoni* (1867) in South Australia and cannon from the *Swan* (1653) in Scotland and both HMVS *Cerberus* (1926) and the *City of Launceston* (1865) in Victoria. A method of assessing the age of corroded cast iron cannon has been established using chloride diffusion data.

Successful identification of contemporary forgeries in silver coins recovered from the wreck of the Dutch *Batavia* (1629) and the American *Rapid* (1812) provided insights into corruption in the Spanish Netherlands in 1562 and in Mexico during 1796. Surface analysis of corroded silver coins on the Portuguese shipwreck of the *San Pedro de Alcantara* (1786) provided an energy map of the turbulent wreck site. Industrial practices of the 19th century have revealed the way in which ships' fastenings contributed to the ultimate loss of the vessels through decay mechanisms associated with premature structural failure due to inclusions. Analysis of the encrusting marine organisms has shown that bacteria convert phosphorus impurities in iron into a growth stimulant.

I developed the method for determining the dimensions of scantlings on historic iron shipwrecks from the combination of residual metal thickness and the long-term corrosion rate. I determined the impact of stresses during manufacture and shipwrecking processes on the corrosion rate of non-ferrous metals. The effect of chloride ion concentration on the corrosion rates of iron alloys has been characterised. Detailed analysis of corrosion data from 70-year old wrecks in Chuuk Lagoon in the Federated States of Micronesia has enabled prediction of when they will collapse. Collaborative work with marine biologists has established the first evidence of biodynamic interaction of marine organisms with wrecked ships and aircraft and how marine organisms affect the deterioration of wrecks.

Through applied micrometeorology it was demonstrated that the active decay of historic prisoner-painted surfaces was due to hard render on the exterior of the World Heritage listed former convict-built Fremantle Prison. This study prompted the Heritage Council of WA to order removal of the 100 year old render which has now stabilised the site. Chloride mapping at St Georges Anglican cathedral in Perth demonstrated that salt movement was the primary cause of degradation of brick and stonework. Wide scale application of papier-mâché poultices enabled the bulk of the salts to be removed and to retain the original materials, which was the first time the process had been carried out on an industrial scale in Australia.

My work on the Australian WWI submarine HMAS AE2 in the Sea of Marmara, Turkey has resulted in the application of ten tonnes of zinc sacrificial anodes to conserve this historic vessel on the seabed at a depth of 73 metres. Data collected from in-situ corrosion measurements has shown the pH profiles found adjacent to the submarine and at a distance of 25 metres are replicated in microenvironments inside the complex submarine. I have developed a method to determine when in-situ conservation of marine iron objects has reached effective completion without the need for excavation activities.

I have developed the method for migrating formalin-preserved natural science specimens from 70% ethanol to 65% aqueous glycerol which has been applied to the WA Museum's iconic Megamouth III, a

5.2 metre The treatment program was conducted inside a public gallery at the WA Maritime Museum and has resulted in a stabilised shark that has lost a lot of its shrinkage caused by 13 years of alcohol induced desiccation. The method is now being used by the Natural History Museum in London on a large great white shark.

Working with the Benedictine community at New Norcia, Australia's only monastic township, I developed a significance and conservation ranking which enables calculation of which objects are the most important to treat. This work has been successfully extended to the management of iron shipwrecks in Port Phillip Bay and Bass Strait. I also developed a method of removing tarnish from metallic threads in a 17th century cope by using neutral buffered solutions of dithionite and immersion of the textiles.

Conservation of Aboriginal Rock Art

Thirty-five years ago, my introduction to Aboriginal rock art in the Wheatbelt of Western Australia began. The task was to assess the impact of previous interventions involving installation of drip lines and graffiti removal to control degradation of sites. Through connections at Murdoch University I established the methodology of applying the principles of micrometeorology to model the decay rates of engraved and painted surfaces. This work led to a series of successful grant applications to fund basic research into the physical microenvironment of the sites to see how the chemical and microbiological activity interact to control the rates of physical and biological degradation. Micro-environmental modelling correctly replicated the temperature profiles of rock art sites in the West Kimberley and Murchison regions of Western Australia. This work enables estimation of the annual climate of the sites without the need for repeated visitation.

The complexities of the decay patterns on the Kimberley Wandjina paintings were shown to be due to acid dissolution of the intensely white pigment huntite, $Mg_3Ca(CO_3)_4$ into pseudomorphic whewellite $CaC_2O_4 \cdot H_2O$, which preserved the form of the totemic images. Acidic solutions from rainfall events in the absence of oxalate ions dissolve the images. Microenvironment and mineralogy studies at *Walga Rock* has revealed a series of complex dissolution and re-precipitation reactions whereby water born ions derived from aged avian guano results in the preservation of calcitic and kaolinitic pigments on the images. Research in the Burrup peninsula established the direct relationship between acidity of the rocks and the number of bacteria, yeasts and moulds growing on their surface and the impact of nitrates on the overall microbiological activity. I introduced using pH measurements to assess the local environment and now have extended the work to include E_h data collected directly from the rock surfaces. I have established the connection between industrial emissions and apparent acceleration of the decay rate of petroglyphs.

I was the deputy ex-officio WA Museum member on the Aboriginal Cultural Materials Committee of the Department of Aboriginal Affairs for eight years. This committee met monthly and advised the Minister on the impact of proposed mining and development applications on Aboriginal sites with recommendations on which sites should be preserved and which can be destroyed.

Professional Activities

I have been a member of the Royal Australian Chemical Institute since 1970 and was the Media Liaison Officer for the WA Branch in 1984 and a Fellow since 1986. I have been a member of the Australasian Corrosion Association (ACA) for 40 years and was on the Editorial Board of their journal *Corrosion and Materials* for five years and am the present Editor. The ACA recognised my contribution to corrosion science through the invitation to present the *P.F. Thomson Memorial Lecture* at the ACA Bicentennial Conference in Perth in 1988, in Adelaide for 2002 and in Perth 2011 for the 18th International Corrosion Congress of which I was the chair. I was awarded their *Corrosion Medal* in 2004 for services to the Association and to public education. In 2005 I was a plenary lecturer at the

Golden Jubilee conference of the ACA and opened the Trade Fair. I have given numerous seminars for the association over the last 38 years. I was elected to Life Membership of the ACA in 2014. I was Federal Treasurer of the Australian Institute for the Conservation of Cultural Material (AICCM) from 1980- 89 and Western Australian Branch President in 1979, 1988-1992 and again in 2006 and was a member of the Professional Accreditation Committee for ten years. I am a Professional Conservator life member of the AICCM.

I was a member of the Conservation and Collections Management Working Party of the Heritage Collections Council of the Commonwealth of Australia for five years. In September 1999 I was elected to the Directory Board of the Conservation Committee of the International Council of Museums and completed my second term in 2005, having brought about fundamental changes in the by-laws that facilitated universal access to the election processes for the Directory Board of ICOM-CC. November 2000 saw my election as a Fellow of the Australian Academy of Technological Sciences and Engineering and I was invited by the IIC to be a member of the editorial board of new international journal *Reviews in Conservation*.

I give regular media interviews and lectures to service organisations and community groups and run public workshops in Preventive and Metals Conservation for Edith Cowan University's *Certificate in Museum Studies*. From 1998-2004 a series of keynote addresses were presented at the Murdoch University Science Summer School for year 10 & 11 high school students. I was appointed to the Editorial board of *Conservation and Management of Archaeological Sites*. In 2007 I was a guest lecturer for the Murdoch University STAR program and gave a RioTinto sponsored talk on *Conservation Chemistry Science* to year 10-11 high school students in Northam, Tom Price, Carnarvon and Bunbury and reached more than 1200 students in one week. In 2009 the Murdoch University Science Summer School appointed me as plenary lecturer for their science communication program for year 10 and 11 students. On average I delivered 45 public talks a year at community groups or at conferences and workshops during my five-year term as Executive Director of the Fremantle Museums. In 2017 I was awarded the medal for Professional Practice by the WA Heritage Council and the ICOM-Committee for Conservation Silver medal for services to materials conservation.

Research Grants

The Lotteries Commission grant was given to the Swan Bells Foundation of which I am the chair. I was a principal investigator under Peter Veth for the ARC Historic Shipwrecks Preservation Project The Synchrotron analysis of the de Vlamingh was a joint project with the National Gallery of Victoria (David Thurrowgood). The present study on the Hartog plate is a joint venture between the Rijksmuseum (Amsterdam), the Queen Victoria Museum in Launceston and the Western Australian Museum.

For all other grants, I was the applicant and awardee.

Year	Source	Value	Title
2017	Synchrotron	\$35,000	<i>XFM Study of the Hartog Plate</i>
2015	Lotteries Commission (WA)	\$300,000	ANZAC 100 th Anniversary memorial bell
2013	Synchrotron	\$35,000	<i>XFM Study of the de Vlamingh Plate</i>
2011	ARC Linkage	\$180,000 cash \$521,000 in kind	<i>Australian Historic Shipwreck Preservation Project: Clarence (1850)</i>
1994	British Council	\$2,600	<i>In-situ corrosion studies on a Cromwellian warship in Scotland</i>
1994	AIATSIS	\$10,856	<i>Microclimate modelling of rock art sites in the Kimberley Region of WA.</i>
1991	WA Heritage Council	\$24,000	<i>Microclimate studies and site management strategies II</i>
1990	AIATSIS	\$10,000	<i>Microclimate studies - effects of animal excreta on rock art.</i>
1990	National Estate Program	\$72,000	<i>Microclimate studies and development of site management programmes for conservation of rock art in West Kimberley Region of Western Australia.</i>
1988	ARC	\$18,000	<i>Conservation of wood-iron composite materials and pewter.</i>
1987	AIATSIS	\$11,150	<i>Conservation of rock art at McKay Caves</i>
1987	AIATSIS	\$6,750	<i>Conservation of rock art at Walga Rock</i>
1985	ARC	\$35,500	<i>Conservation and degradation of pewter and wood-iron composite materials recovered from historic shipwrecks'</i>

Career Highlights

- 2017** Awarded Professional Contribution medal by the WA Heritage Council. Work on the conservation of the fire ravaged Yarloop Railway Workshop museum. Work with *Nutopia Films* on bacterial corrosion of iron shipwrecks in Chuuk Lagoon, Federated States of Micronesia. Recording pH and E_h of Burrup rock art. Microenvironment analysis at an early bronze age mound at the Japanese Centre for Anatolian Archaeology at Kaman, Turkey. Awarded ICOM-CC Triennial medal at the XVIII Conference, Copenhagen.
- 2016** Developed and co-presented a 5-day metals in textile conservation workshop for the Queen Sirikit Textile Museum in Bangkok and quantified the impact of high temperatures and humidity on biodeterioration of textiles. I co-presented an AICCM Textile Working Group workshop in Sydney on treatment of composite metal and textile objects. Coordinated fund-raising for \$485,000 for a 6.5 tonne ANZAC Memorial bell for the Swan Bell Tower to commemorate the 100th anniversary of the ill-fated campaign. Solved accelerated corrosion of jetty piles at a yacht club as *Heritage Conservation Solutions*.
- 2015** Presented plenary lecture on in-situ conservation of the AE2 submarine in Istanbul and participated in the 100th anniversary ceremonies over the wreck site on board HMAS Anzac. Conducted field work and presented a course in application of micro-climate studies on the mineralogy and microbial activity on rock art sites in Mexico City. Elected to Honorary Professional Life Membership of the AICCM. Part time Ph. D. supervision of Susie Collis at the Grimwade conservation centre. Presented summary of in-situ conservation assessment and treatment of HMAS AE2 with sacrificial anodes at the concluding international workshop at the Maritime Museum in Istanbul in April. I also presented the Stanhope Oration at the annual national conference of the science teachers and school laboratory technicians association. Appointed community reference member for the University of WA Cultural Collections Board.
- 2014** Presented closing plenary lecture at the International Council of Museums' Committee for Conservation Triennial conference, Melbourne on *Innovative Australian conservators preserve heritage* and delivered three papers on aspects of applied conservation research. Elected to Life Membership of the Australasian Corrosion Association. Appointed as corrosion advisor to the USS Lexington (WWII) aircraft carrier search team. Presented a plenary lecture at a corrosion conference in Washington DC on historic aluminium artefacts. Featured in ABC TV *Catalyst* on AE2 submarine in the Sea of Marmara, Turkey.
- 2013** Awarded a Synchrotron grant with David Thorrowgood of the National Gallery of Victoria for access to the X-Ray Fluorescence Microscopy beam line for studying the de Vlamingh plate (1697). I presented the RACI-WA Division Bayliss Youth lecture titled *Chemists and Heritage Conservation* to Year 10-12 High School students in Western Australia and the Northern Territory. I was awarded a Fellowship of the Royal Society of Chemistry. I conducted a corrosion survey on the wreck of HMCS *Protector*, Heron Island, in the Great Barrier Reef. I took on co-supervision of Ph D candidate Maria Jacobsen, University of Haifa regarding the archaeology of the H. L. Hunley (1864) submarine site. Identified a 19th century high quality steel hand axe on ABC TV show *Somebody has been sleeping in my house*. I was appointed by Minister of Science and Innovation to a three member panel to review the operations of the Chemistry Centre of WA and our report has been presented to the Premier of WA.
- 2012** Appointed Editor of *Corrosion and Materials*, the journal of the Australasian Corrosion Association. I became a member of the management advisory committee for the Royal Australian Air Force Association Aviation Memorial Museum in Perth. Engagement with the *Clarence* (1850) site management and excavation - reburial team off St Leonard's, Port Phillip Bay under the auspices of the ARC Cooperative Research Centre on Historic Shipwrecks. Conducted a webinar on stainless steel corrosion in Beijing and a web based

tutorial for American high school students on redox and corrosion chemistry and a web enabled lecture on the conservation of the RMS Titanic at the Royal Institution in Adelaide. Delivered a one-week metals intensive training program to Masters' students that the University of Melbourne's Centre Cultural Materials Conservation program.

- 2011** Principal investigator in ARC Linkage Grant on "In-situ preservation of the *Clarence* (1850) shipwreck in Port Phillip Bay Victoria". Undertook the office of Past President of Australasian Corrosion Association and was Conference chair for the 18th International Corrosion Congress in Perth. Four months at the Getty Conservation Institute in Los Angeles studying the corrosion and conservation of shipwreck artefacts. Presented papers at the ICOM-CC conference in Lisbon on the glycerol treatment of sharks to replace ethanol and on the corrosion of wrecks in Lake Huron, Canada. I undertook a Significance assessment of the ecclesiastical textile collection at the Benedictine community at New Norcia, Western Australia which led to the modelling of treatment prioritisation matrices to assist in the effective management of their collection.
- 2010** Elected President of the Australasian Corrosion Association. Pre-prints committee member for ICOM-CC in Lisbon. Presented work on the Australian submarine AE2 (1915) at the Metal 2010 conference and conducted practical workshops at the Clemson University Conservation Centre in North Charleston. I also presented a paper on the corrosion of iron shipwrecks in Chuuk Lagoon to the NOAA international conference on WWII ocean risks from leaking oil, Newport News, Virginia in October. An *in-situ* corrosion survey of HMVS *Cerberus* showed its back is broken and that the *City of Launceston* is being conserved with anodes.
- 2009** Elected President of the WA Division of the Australasian Corrosion Association and national Vice President. Expert witness in Darlinghurst Supreme Court at the retrial of Phuong Ngo, for the murder of John Newman, MP. Program coordinator for AICCM National Conference in Fremantle, "Conservation of Public and Private Collections", Presented with award for Outstanding Contribution to Research in Materials Conservation by AICCM. Chair of symposium in Belgium on the conservation options for the historic former Antarctic research vessel the *Belgica*, lying wrecked in Norway.
- 2008** Appeared in the documentary *Gallipoli Submarine* with experimental work in Turkey and Australia. Provided commentary on the 4 Corners (ABC TV) program regarding the alleged murder weapon used in the assassination of John Newman MP in New South Wales. Appeared on French TV3 documentary *Phantoms de Chuuk* set in Federated States of Micronesia. External examiner for the University of Stockholm, on the chemistry of sulphur compounds in the Vasa (1628) shipwreck. I presented a plenary lecture on the application of long-term corrosion data to containment of nuclear wastes at the Gordon Corrosion Conference, New Hampshire. I taught a one-week metals conservation intensive at the Centre for Cultural Materials Conservation, University of Melbourne.
- 2007** Appointed Chair of the Swan Bells Foundation, member of the Fulbright Fundraising Committee for Western Australia which raised its \$1 million target in less than a year. Trained divers in conducting corrosion measurements on WWI submarine J5 off Port Phillip Heads. Undertook field measurements in Turkey on the AE2 submarine. Present Rio Tinto sponsored talks to high school students in regional and remote centres. Appointed to the USS Monitor (1862) International Conservation Advisory Panel and made a member of the ICOM-CC preprints team for New Delhi. Data collected on Japanese shipwrecks and aeroplanes in Chuuk Lagoon established new decay mechanisms, leading to improved heritage management outcomes.
- 2006** Appointed to the Editorial board of journal *Conservation and Management of Archaeological Sites*. Appointed corrosion advisor to the Submarine Institute of Australia for the AE2 Marine Archaeological Assessment in Turkey. Determined that the *City of Launceston* could be opened for controlled diving access. Taught a one week course in Metals Conservation for the

University of Melbourne Masters in Conservation program. I presented lectures and workshops for Old Dominion University in Norfolk, Virginia as part of the Distinguished Visiting Speaker program. Supervised and managed the move of two collection stores to the central museum facility in Welshpool.

- 2005** In-situ corrosion studies on HMVS *Cerberus* demonstrated a 25% increase in corrosion rate and the *City of Launceston* returned to its stable rate after experiencing increased decay due to archaeological intervention. I presented a five-day conservation of outdoor sculptures and monuments in Hong Kong workshop with Colin Pearson. Presented the first intensive on Metals Conservation at the University of Melbourne. Motivational speaker for emerging corrosion scientists at the 50th Anniversary conference of the ACA in Brisbane. Reviewed the conservation treatment of the turret, engine and condenser recovered from the USS *Monitor* (1862) at The Mariners Museum, Newport News, USA.
- 2004** Awarded the ***Corrosion Medal*** of the Australasian Corrosion Association for services to the profession and for services to public education and community awareness. Project managed the relocation of the WA Museum staff and collections from the asbestos contaminated 1970's building in Perth to a collections and research facility 9.5 km away in Welshpool. Work involved extensive engagement and planning with architects, HVAC and fire engineers with security advisors and collection management staff. Fortnightly reporting to the Director General, Department of Culture and the Arts, the chair of the Board of the Trustees of the museum and the Minister assisted in bringing the project in on time and within the \$11 million budget.
- 2003** Received a **Centenary Medal** from the Prime Minister for ***“For service to Australian Society in metallurgical science and engineering”***. Appointed to the Board of the Swan Bells Foundation by the Minister for Culture and the Arts. Presentations at ICCROM in Rome, at the Technological Educational Institution and at the IIC Hellenic Group in Athens. Presented a one-week intensive in the interpretation of corrosion processes on archaeological metals at the Institute for Conservation de Netherlands in Amsterdam. Inspection of corrosion processes on the wreck of the former HMAS Perth in Albany. The quantification of the impact of nitrate and sulphate ions on the acidification of rock surfaces in the Burrup peninsula. A new corrosion mechanism for turbulent wreck sites was developed from data collected on corroded silver coins from an 18th century Portuguese shipwreck.
- 2002** Elected to the Directory Board of the International Council of Museums – Conservation Committee in the Rio de Janeiro for a second term. Appointed to the Ministerial Burrup Rock Art Management Committee. Determined the impact of *in-situ* conservation techniques on the *James Matthews* wreck. Plenary lecturer at the International Congress on the Conservation and Restoration for Archaeological Objects in Nara, Japan. Initiated the first corrosion study of WWII Japanese wrecks in Chuuk Lagoon, Federated States of Micronesia.
- 2001** Expert corrosion witness during a murder trial in the Supreme Court of NSW regarding the immersion period of a Beretta pistol. Provided expert witness on iron corrosion in the Perth Magistrates court. Presented a four-week course on in-situ shipwreck conservation and micro-environmental analysis at Evtek Institute of Art & Design, Finland. Prepared the guided missile destroyer HMAS Perth for corrosion monitoring over the next 100 years.
- 2000:** Elected Fellow of the Australian Academy of Technological and Engineering Sciences (FTSE) and became a member of the Editorial Board of *Reviews in Conservation*. Delivered a speech at the opening of the 600 year-old *Bremen Cog* in Bremerhaven, Germany. Managed the handover of a conserved WWII PBY-5A Catalina at Hawkins, Texas. Published a review of rock art conservation in the inaugural issue of *Reviews in Conservation*.
- 1999:** Elected to the Directory Board of ICOM-CC and Assistant Coordinator, Metals Working Group. Appointed a board member of the Australian American Catalina Memorial Foundation and coordinated the conservation of a WWII PBY5A Catalina in Hawkins, East Texas, USA. Conducted *in-situ* corrosion studies on silver coins from the 18th century wreck the *San Pedro*

- del Alcantara* in the Atlantic Ocean in Portugal. Presented at the planning seminar for the recovery of the confederate submarine *HL Hunley* (1864), Charleston, South Carolina, USA.
- 1998** Presented at the *Metal '98* conference in France and conducted *in-situ* studies on cannon and anchors on the wreck of the *Swan*, Duart Point, Scotland. Reviewed corrosion management strategies through *in-situ* measurements on the *City of Launceston* and HMVS *Cerberus* in Port Phillip Bay. Assessed the condition of a WWII Catalina undergoing restoration in Texas.
- 1997** Awarded Public Sector Management Office Scholarship for *Skills for an Effective Manager*, School of Management, Curtin University and obtained a Distinction. Conducted contracted *in-situ* corrosion studies on iron and composite wood-iron wrecks in Gulf St Vincent and Spencer Gulf in South Australia and on the *City of Launceston* in Victoria. Expert witness at an International Arbitration Court in Kuala Lumpur for the Malaysian Government regarding the conservation of materials from the wreck of the *Diana* (1817).
- 1996** Delivered applied research papers at the International Institute for Conservation conference in Copenhagen, the ICOM-CC meeting in Edinburgh and at the ICOM-CC Waterlogged Archaeological Organic Materials Conference in York. I delivered a lead paper at the 13th International Corrosion Congress in Melbourne on the corrosion of the wreck of HMVS *Cerberus* (1926). Performed corrosion measurements on the *Clan Ranald* (1909) wreck and the *Willyama* (1907) in Investigator Strait, South Australia.
- 1995** Performed an *in-situ* corrosion survey of a series of historic iron shipwrecks in Investigator Strait, South Australia discovering systematic differences in the rate of corrosion, which were dependent on alloy composition. Provided conservation advice on the corrosion of bronzes in the National Museum of Cambodia in Phnom Penh with a UNESCO-ICCROM team of heritage consultants.
- 1994** Awarded an AIATSIS grant for *Microclimate modelling of rock art sites in the Kimberley Region of WA* and a British Council travel grant to perform *in-situ* corrosion studies on the wreck of the *Swan*, a Cromwellian frigate that sank off the Isle of Mull in 1653. Completed the treatment of a carronade from HMS *Sirius* (1790) on Norfolk Island. Performed a corrosion survey of the wreck of HMVS *Cerberus* in Port Phillip Bay and established the method of determining the original thicknesses of metal structures.
- 1993** Awarded a Senior Fulbright Fellowship for study at the Smithsonian Institution and participation in conferences in the United States of America and assessed the wreck of the *USS Arizona* in Pearl Harbour, Hawaii. In Lake Huron I conducted *in-situ* corrosion studies in the Fathom Five National Park at Tobermory. This established the corrosion mechanisms of historic iron-fastened wooden wrecks in cold, fresh water. Elected coordinator of the ICOM-CC Metals Working Group and presented papers at the Waterlogged Archaeological Organic Materials conference in Portland, Maine. Consultant on the conservation of materials just recovered from the wreck of the RMS *Titanic*.
- 1992** Established the methodology for *in-situ* corrosion studies of wrecked barges and paddle steamers in zero-visibility conditions of the River Murray in South Australia. The results of rock art research in the Kimberley region of WA were presented at the Second International Rock Art Conference in Cairns, Queensland. Established model for prediction of desalination rates for corroded iron cannon and how the shipwreck can be dated from the chloride extraction kinetics.
- 1991** Awarded a Western Australian Heritage Council grant for *Microclimate studies and site management strategies II* for wet season rock art conservation research in the West Kimberley Region. Data from shipwrecks in Port Philip Bay established the applicability of corrosion measurements to the management of iron shipwrecks in cool seawater. I presented a paper on corrosion and conservation of ships' fastenings at the Getty Museum conference on Ancient and Historic Metals in Los Angeles, USA.
- 1990** Awarded an AIATSIS grant for *Microclimate studies - effects of animal excreta on rock art*. Presentations to conservators in London, York and at the ICOM-CC conferences in Bremerhaven and Dresden. I was elected coordinator of the ICOM-CC Metals Working Group

and chaired the UNESCO–UNDP of ASEAN Heads of Conservation meeting in Bangkok. Awarded Honorary Life Membership of the Australian Institute for the Conservation of Cultural Materials.

- 1989** Conducted a series of museum assessments and conservation workshops during a four-week UNESCO-UNDP Consultancy while based at the National Museum of the Philippines in metro-Manilla. Interviewed for the ABC Radio Science Show regarding iron corrosion, phosphorus impurities and their effects on concretion formation. I participated in the ABC TV and Science Bookshop interviews on conservation of underwater archaeological sites.
- 1988** Presentation plenary at the 3rd Australasian Archaeometry Conference, Adelaide on the Archaeometallurgy of 19th century shipwreck fastenings. Delivered the P.F. Thomson Memorial Lecture on *'Marine corrosion on historic shipwrecks and its application to modern materials'* and the paper "*Conservation of corroded concreted iron*" at the Australasian Corrosion Association Bicentennial Conference in Perth, Western Australia.
- 1987** Elected fellow of the International Institute for the Conservation of Historic and Artistic Works (FIIC). Organised the first combined meeting of the ICOM-CC metals and waterlogged organic archaeological materials working groups in Fremantle. Presented papers on rock art, metals conservation and desalination of ceramics at the ICOM-CC Triennial Conservation Conference, Sydney and at the ICOMOS Built in Wood Conference, in Brisbane. I was awarded an ARGs continuation grant for research into pewter and composite object conservation. Awarded Australian Institute of Aboriginal and Torres Strait Islander Studies (AIATSIS) grant for conservation work on rock art at MacKay Caves and for conservation studies of the rock art at Walga Rock. Awarded a National Estate Program grant for a four-year program on *Microclimate studies and development of site management programs* for conservation of rock art in West Kimberley Region of Western Australia.
- 1986** Elected fellow of the Royal Australian Chemical Institute (FRACI). I presented on the ABC Science program *Quantum* on the use of oxygen isotope ratios in barnacles to determination of the seawater temperatures and to track the voyage of a ship in 1811. Chemical analysis of wines provided an insight into the American China trade before the 1812 war with Canada.
- 1985** Awarded a three-year Australian Research Grants Scheme (ARGs) grant to study the *Conservation and degradation of pewter and wood-iron composite materials recovered from historic shipwrecks*.
- 1984** Bayliss Youth Lecturer, Royal Australian Chemical Institute (WA Branch) which involved presenting the address "*Conservation Chemistry*" around Western Australia to year 10 & 11 high school chemistry students. Attended the ACA Conference at Rotorua, New Zealand and presented on the effects of concretion on the corrosion of non-ferrous metals. Conducted a feasibility study on relocation of the vessel *Edwin Fox* to Western Australia.
- 1980** Joint award with Neil North for the Best Research Paper at Conference 19 - Australasian Corrosion Association, Perth 1979 for the paper entitled "*350 years of marine corrosion in Western Australia*."

Materials Conservation Papers

- MacLeod, I.D. & North, N.A. (1979) "Conservation of corroded silver", *Studies in Conservation*. 24:165-170.
- MacLeod, I.D. & North, N.A. (1980), "350 years of marine corrosion in Western Australia", *Corrosion Australasia*. 5:11-15.
- MacLeod, I.D. & Ritchie, I.M. (1981) "The detection of debasement in (forged) silver coins by means of corrosion potential measurements", *Archaeometry*. 23: 65-70.
- MacLeod, I.D., (1981) "Shipwrecks and applied electrochemistry", *J. Electroanalytical and Interfacial Electrochemistry*, 118: 291-303.
- MacLeod, I.D. (1981) "Bronze disease - an electrochemical explanation", *ICCM Bulletin VII* (1): 16-26.
- MacLeod, I.D. & North, N.A. (1982) "Conservation of a composite cannon –Batavia (1629)", *International J. Nautical Archaeology* 11(3): 213-219.
- MacLeod, I.D. & Killingley, J.S. (1982) "The use of barnacles to establish past temperatures on historic shipwrecks", *International J. Nautical Archaeology* 11(3): 249-252.
- MacLeod, I.D. (1982) "The formation of marine concretions on copper and its alloys" *International J. Nautical Archaeology* 11(4): 267-275.
- MacLeod, I.D. (1982) "Environmental effects on shipwreck material from analysis of marine concretions", *Archaeometry: an Australasian Perspective (ANU Press)* Eds. W. Ambrose & P. Duerden. 361-367.
- MacLeod, I.D. (1982) "A study of some forged silver coins recovered from 17th C and 19th C shipwrecks" *Chemistry in Australia* 49: 317-320.
- Henderson, G.J., Lyon, D. & MacLeod, I.D. (1983) "HMS "Pandora" Lost and Found", *Archaeology* 36: 28-35.
- MacLeod, I.D. (1983) "Stabilization of corroded aluminium", *Studies in Conservation*. 28: 1-7.
- MacLeod, I.D. (1983) - "Report on the crystals found on metal fragments and on bamboo from the Pattaya wreck site" in "The excavation of the Pattaya wreck site and survey of three other sites in Thailand 1982". J. Green and R. Harper, *Australian Institute Maritime Archaeology Special Pub.* No 1, pp 80-82.
- MacLeod, I.D. (1983) "A microphotographic review of corrosion phenomena from a shipwreck". *AICCM Bulletin*. 9(2): 92-96.
- Mills Reid, N.K., MacLeod, I.D. & Sander N. (1984) "Conservation of waterlogged organic materials: comments on the analysis of polyethyleneglycol and the treatment of leather and rope" *Preprints of 1984 ICOM Committee for Conservation Meeting* (Copenhagen) 84.7.16-20.
- MacLeod, I.D. (1984) "A genuine sixteenth century forged coin". *Australian Institute Maritime Archaeology Bulletin*. 8(2): 1-9.
- MacLeod, I.D. (1984) "Conservation, applied science and why treatments must be monitored", *AICCM Bulletin*. 10(2): 19-41.
- MacLeod, I.D. (1985) "The effects of concretion on the corrosion of non-ferrous metals". *Corrosion Australasia* 10(4): 10-13.
- MacLeod, I.D. (1985) "Shipwreck conservation chemistry" in *Chemistry Resource Book*, p 113-131, R.A.C.I., Ed. C.L. Fogliani.
- MacLeod, I.D. (1985) "Copper corrosion in the "real world"" in *Chemistry Resource Book*, p 1-4, R.A.C.I., Ed. C.L. Fogliani.

- Taylor, R.J. & MacLeod, I.D. (1985) "Corrosion of bronzes on shipwrecks: a comparison of corrosion rates deduced from shipwreck material and from electrochemical methods", *Corrosion* 41: 100-104
- MacLeod, I.D., North, N.A. & Beegle, C.J. (1986) "The excavation, analysis and conservation of shipwreck sites" In, *Preventative measures during excavation and site protection*. ICCROM, Rome p. 113-132
- MacLeod, I.D. (1986) "Conservation of the steam ship "Xantho"" *ICCM Bulletin*, 12(3&4): 66-94.
- MacLeod, I.D. & Pitrun, M. (1986) "The effects of microstructure on long-term corrosion". *Australasian Corrosion Association, Proceedings Conference 26*, Adelaide 1986 Vol II - Symposium 11, Lead paper
- MacLeod, I.D. (1987) "Secondhand metal - conservation and industrial archaeology of shipwreck artefacts". In *Archaeometry - Further Australasian Studies*. (ANU Press). Eds. W.R. Ambrose and J.M.J. Mummery, p 280-291.
- Mills Reid, N.K. & MacLeod, I.D. (1987) "The use of aqueous glycerol solutions in the conservation of waterlogged archaeological organic materials" In *Archaeometry - Further Australasian Studies*. (ANU Press). Eds. W.R. Ambrose and J.M.J. Mummery, p 292-302.
- MacLeod, I.D. (1987) "Conservation of corroded iron artefacts -new methods for on-site preservation and cryogenic deconcreting", *International J. Nautical Archaeology* 16(1): 49-56.
- MacLeod, I.D. (1987) "Stabilization of corroded copper alloys: a study of corrosion and desalination mechanisms" *ICOM Committee for Conservation*, Sydney, September 1987, p 1079-1085.
- MacLeod, I.D. (1987) "Conservation of corroded copper alloys: a comparison of new and traditional methods for removing chloride ions" *Studies in Conservation*. 32:25-40.
- MacLeod, I.D. & Davies, J.A. (1987) "Desalination of glass, stone and ceramics recovered from shipwreck sites". *ICOM Committee for Conservation*, Sydney, September 1987, p 1003-1007.
- MacLeod, I.D. (1987) "Conservation of waterlogged wood". *Preprints ICOMOS Built in Wood Conference*, Brisbane, April 198, p 111-125.
- Haydock, P. & MacLeod, I.D. (1987) "The use of micro-meteorological studies as an aid to the conservation of aboriginal rock art". *ICOM Committee for Conservation*, Sydney, September 1987, p 1149-1153.
- MacLeod, I.D. & North, N.A. (1987) "Corrosion of metals", Chapter 4, in *Conservation of marine archaeological objects*. Ed. Pearson, C., Butterworths (London). pp 68-98.
- MacLeod, I.D., (1987), Book review, *The Corrosion and Conservation of Metallic Antiquities and Works of Art*, by Todor Stambolov, *Studies in Conservation*, 32 pp 138-139.
- MacLeod, I.D. (1988) "Conservation of corroded metals with special reference to iron and steamships" in M. McCarthy (ed.) *Iron ships and steam shipwrecks*, Western Australian Museum, Perth p 93-102.
- MacLeod, I.D. (1988) - "On-site conservation during the SS *Xantho* excavation - with special reference to the *Xantho* engine", M. McCarthy (ed.) *Iron ships and steam shipwrecks* p 91-92.
- MacLeod, I.D. & Pitrun, M. (1988) - "Metallography of copper and its alloys recovered from nineteenth century shipwrecks", in. *Archaeometry: Australasian Studies 1988*, Ed. J.R. Prescott, University of Adelaide, Adelaide. pp 121-130.
- MacLeod, I.D. (1988) "Conservation of corroded concreted iron". *Proceedings of Conference 28, Australasian Corrosion Association*, Perth, Vol.1. 2-6:1-9.
- Stanbury, M. & MacLeod, I.D. (1988) "Colonies, convicts and filtering stones: roads to solutions", *Bulletin Australian Institute Maritime Archaeology*. 12(2):1-10.
- MacLeod, I.D. (1989) "Marine corrosion on historic shipwrecks and its application to modern materials" *Corrosion Australasia*. 14(3):8-14.

- MacLeod, I.D. (1989) - "Conservation of Wet Wood and Metal", Proceedings of the ICOM Conservation Working Groups on Wet Organic Archaeological Materials and Metals. Fremantle 1987. Compiled and edited by I.D. MacLeod, International Wood Study edited by D.W. Grattan. pp 304. Western Australian Museum.
- MacLeod, I.D., Fraser, F.M. & Richards, V.L. (1989) "The PEG water solvent system: effects of composition on extraction of chloride and iron from wood and concretion", *Ibid.* p 245-257.
- MacLeod, I.D. (1989), "Hygroscopicity of archaeological timber: effects of impregnant and degree of degradation", *Ibid.* p 211-214.
- MacLeod, I.D. and Gilroy D.R. (1989) "Colour measurement of treated and air-dried wood", *Ibid.* p 203-210.
- MacLeod, I.D. (1989) "Electrochemistry and conservation of iron in sea water ", *Chemistry in Australia*, 56(7). pp 227-229.
- MacLeod, I.D. (1989) "The application of corrosion science to the management of maritime archaeological sites", *Bulletin Australian Institute Maritime Archaeology*. 13(2) p 7-16.
- MacLeod, I.D. (1990) "The conservation laboratory of the National Museum, Philippines", *Technical Report Series. No. FMR/CC/CH/90/201 (UNDP) UNESCO, Paris.* pp 1-50.
- MacLeod, I.D. and Pennecc, S. (1990) "The effects of composition and microstructure on the corrosivity of copper alloys in chloride media" *ICOM Committee for Conservation, 1990 Preprints 9th Triennial Meeting, Dresden. Vol II.* pp 732-739.
- MacLeod, I.D. (1990) "Conservation management of iron shipwrecks: SS *Xantho* (1872)", *Preprints 5th National Conference on Engineering Heritage*, Perth, December 1990, pp 75-80
- MacLeod, I.D. (1990) "Conservation of waterlogged timbers from the *Batavia* (1629)", *Bulletin Australian Institute Maritime Archaeology*. 14(2), p 1-8
- MacLeod, I.D. (1991) "Microclimate modelling in old museum buildings". *Historic Environment-Conservation in Context: Artefact and Place*, 8(1&2), p 37-41
- MacLeod, I.D. & Kenna, C. (1991) "Degradation of archaeological timbers by pyrite: oxidation of iron and sulphur species" *Proceedings of the 4th ICOM Group on Wet Organic Archaeological Materials Conference, Bremerhaven 1990.* p. 133-142.
- MacLeod, I.D., Brooke, P. & Richards, V.L. (1991) "Iron corrosion products and their interactions with waterlogged wood and PEG" *Proceedings of the 4th ICOM Group on Wet Organic Archaeological Materials Conference, Bremerhaven, 1990.* Ed. Per Hoffmann. pp 119-132.
- MacLeod, I.D. (1991) "Identification of corrosion products on non-ferrous metal artefacts recovered from shipwrecks". *Studies in Conservation*. 36(4), pp 222-234
- MacLeod, I.D., (1992) "Conservation management of Iron Steamships- The SS *Xantho* (1872). *Multi-Disciplinary Engineering Transactions* GE no 1, 45-51.
- MacLeod, I.D., (1992), "Current approaches to the Underwater Cultural Heritage- Strengths and Weaknesses. Materials Conservation Management" *Historic Environment* 9(3), pp 11-16.
- Carpenter, J & MacLeod, I.D.,(1993), "Conservation of corroded iron cannon and the influence of degradation on treatment times" *ICOM-Committee for Conservation, Preprints 10th Triennial Conference, Washington, Volume II* pp 759-766.
- MacLeod, I.D., (1993), Chapter 6. "Conservation Assessment" in *Historic Shipping on the River Murray. A guide to the terrestrial and submerged archaeological sites in South Australia*, Sarah Kenderdine, State Heritage Branch, Department of Environment and Land Management, Adelaide, South Australia, pp. 273-282
- MacLeod, I.D. (1994) "Report on the corrosion of iron shipwrecks in South Australia: with particular reference to the River Murray" Chapter 10 in *Muddy Waters: Proceedings of the first conference on the submerged and terrestrial*

- archaeology of historic shipping on the River Murray, Echuca, September 1992, State Heritage Branch, SA Department of Environment and Natural Resources, Adelaide. pp 1-14.
- MacLeod, I.D., (1993). "Metal corrosion on shipwrecks: Australian case studies", *Trends in Corrosion Research*, 1, pp 221-245.
- MacLeod, I.D. & Richards, V.L., (1994) "Monitoring moisture in Batavia timbers", *Proceedings of 5th ICOM Group on Wet Organic Archaeological Materials Conference*, Portland/Maine 1993.,p 79-95, Ed. Per Hoffmann, Special Discussions edited by Tara Grant and Thomas Daley.
- MacLeod, I.D., Mardikian, P.,& Richards, V.L.(1994) "Observations on the extraction of iron and chloride ions from composite materials" *Proceedings of 5th ICOM Group on Wet Organic Archaeological Materials Conference*, Portland/Maine 1993.,p 199-211, Ed. Per Hoffmann, Special Discussions edited by Tara Grant and Thomas Daley.
- MacLeod, I.D. (1994) "Conservation of corroded metals - a study of ships' fastenings from the wreck of HMS *Sirius*." *Ancient and Historic Metals Conservation and Scientific Research*, Ed D.A. Scott, J. Podany, B.B. Considine, Getty Conservation Institute, Los Angeles, p 265-278.
- Ford, B., MacLeod, I.D., and Haydock, P., (1994) "Rock art pigments from the Kimberley region of Western Australia: identification of the minerals and conversion mechanisms", *Studies in Conservation* 39, p 57-69.
- Lanagan, M.D., MacLeod, I.D., Singh, P. & Hefter, G.T.,(1995) "Corrosion of iron in aqueous glycol mixtures" *Corrosion and Prevention 95 - Proceedings of the 1995 Australasian Corrosion Association Conference*, Perth November 1995, Paper 50 pp 1-10.
- MacLeod, I.D., (1995) "In-situ corrosion studies on the Duart Point wreck 1994" *International Journal of Nautical Archaeology* 24(1) 53-59.
- MacLeod, I.D., Haydock, P., Tulloch, D. & Ford, B. (1995) "Effects of microbiological activity on the conservation of aboriginal rock art" *AICCM Bulletin* 21(1), 3-10
- MacLeod, I.D. and Wozniak, R., (1996) "Corrosion and Conservation of Lead in Sea Water" *ICOM-Committee for Conservation Preprints 11th Triennial Meeting, Edinburgh, Sept 1996*. James & James, London. pp 884-890.
- Corvaia, C., MacLeod, I.D., and Harley, C.(1996) "Conservation of glass recovered from shipwreck sites" *ICOM-Committee for Conservation, Preprints 11th Triennial Meeting, Edinburgh Sept 1996*, James & James, London, 819-825.
- Herrenschmidt, F., Moinot, M., Pennec, S.L., MacLeod, I.D. and Chahine, C. (1996)"Une lieue sous la mer, le Titanic: traitement des papiers" *ICOM-Committee for Conservation, Preprints 11th Triennial Meeting, Edinburgh, Sept. 1996*. James & James, London, p 517-522.
- MacLeod, I.D. (1996) "In-situ conservation of cannon and anchors on shipwreck sites" in *Conservation of Archaeological Sites and its Consequences*, IIC, London. Ed Ashok Roy and Perry Smith, 111-115.
- MacLeod, I.D., Haydock, P & Charton, E., (1996) "Avian guano and its effects on the preservation of rock paintings" *Preservation of Rock Art 1995 AURA Occasional Papers* 9, Ed. Andrew Thorn & Jacques Brunet p 60-64.
- MacLeod, I.D., (1996) "An in-situ study of the corroded hull of HMVS *Cerberus* (1926)", *Proceedings of the 13th International Corrosion Congress* Paper 125 pp 1-10.
- MacLeod, I.D. & Wozniak, R., (1997) "Corrosion and conservation of tin and pewter", *Metal 95 - Proceedings of the ICOM -CC Metals Working Group Conference*, Semur-en-Auxois, France 1995, James & James, London, 118-123.
- MacLeod, I.D., (1997) "The use of *in-situ* metal corrosion studies as an archaeological management tool" in Delgado, J. Ed *British Museum Encyclopaedia of Underwater and Maritime Archaeology* p. 111-113.
- MacLeod, I.D., Haydock P. and Ford, B. (1997) "Conservation Management of West Kimberley Rock Art: Microclimate studies and Decay Mechanisms" *Kimberley Society Occasional Paper No 1. Aboriginal Rock Art of the Kimberley* Ed K.F. Kenneally, M.R. Lewis., M. Donaldson and C. Clement, Kimberley Society Inc, Perth, Western Australia. pp 65-69.

- MacLeod, I.D. & Richards, V.L. (1997) "The impact of metal corrosion products on the degradation of waterlogged wood recovered from historic shipwreck sites" *Proceedings of the 6th ICOM Group on Wet Organic Archaeological Materials Conference* York 1996, Eds Per Hoffmann, Tara Grant, James A. Spriggs, Thomas Daley, ICOM-CC Wet Organic Archaeological Materials, Bremerhaven pp 331-353.
- MacLeod, I.D. & Richards, V.L. (1997) "Wood degradation on historic shipwreck sites: the use of FTIR spectroscopy to the study of the loss of hemicellulose" *Proceedings of the 6th ICOM Group on Wet Organic Archaeological Materials Conference* York 1996, Eds Per Hoffmann, Tara Grant, James A. Spriggs, Thomas Daley, ICOM-CC Wet Organic Archaeological Materials, Bremerhaven. pp 203-228.
- MacLeod, I.D. and Beng, E.W., (1998) "Analysis and interpretation of glass artefacts from the 17th-19th century Dutch and colonial Australian shipwrecks" *Glass, Ceramics and Related Materials* Proceedings of the Interim Meeting of the ICOM-CC Working Group Conference, Vantaa, Finland, September 1998. Ed Alice B Paterakis, pp 58-69
- MacLeod, I.D., (1998) "In-situ corrosion studies on iron and composite wrecks in South Australian waters: implications for site managers and cultural tourism" *Bulletin Australian Institute Maritime Archaeology* 22: 81-90
- MacLeod, I.D., (1998) "In-situ corrosion studies on iron shipwrecks and cannon: the impact of water depth and archaeological activities on corrosion rates" *Metal 98 Proceedings of the ICOM -CC Metals Working Group Conference, Draguignan-Faginère* France 1998, Ed Mourey, W. & Robbiola, L, James & James, London. pp 116-124.
- MacLeod, I.D. & Romanet, A-S, (1999) "The effects of pH and stress on seawater corrosion and conservation of copper and its alloys in seawater. *Preprints of the ICOM-CC 12th Triennial Meeting, Lyon* September 1999, James & James, London, pp 828-833.
- MacLeod, I.D. (1999) "Conservation of the SS *Xantho* engine: lessons learnt", *AICCM Bulletin*, 24, 10-19.
- Theile, J. M., Yutronic, N. and MacLeod, I.D., (1999) "Análisis Y Restauración de Máscaras Ceremoniales Del Altiplano", *Revista de Teoría del Arte* 1 pp 108-119.
- MacLeod, I.D. and Beng, J., (2000) "The contribution of alloy composition to the fate of foundered vessels", *Tradition and Innovation: Advances in Conservation, IIC Melbourne Conference, 10-14th October, 2000*. pp. 124-127.
- MacLeod, I.D., (2000) "Rock art conservation and management: the past, present and future options", *Reviews in Conservation*, 1, pp 32-45.
- MacLeod, I.D. and Bassett, S., (2001), "Light fading of the painted deck on *Australia II* in an exhibition environment", *AICCM Bulletin*, 26, 1- 9.
- MacLeod, I.D. and Kelly, D., (2001), "The effect of chloride ions on the corrosion of aluminium alloys used in the construction of *Australia II*", *AICCM Bulletin*, 26, 10 - 19.
- MacLeod, I.D., (2002), Chapter 41 "In-situ corrosion measurements and managing shipwreck sites", in *International Handbook of Underwater Archaeology*, Ed C.V. Ruppe and J.F. Barstad, Plenum Press, New York, pp 697-714.
- MacLeod, I.D., (2002) "Effects of structure on the corrosion performance of gold and silver alloys on shipwrecks", *Proceedings of the International Congress on the Conservation and Restoration for Archaeological Objects*, Nara National Research Institute for Cultural Properties, Japan, pp 178-185.
- MacLeod, I.D., and Haydock, P., (2002) "Microclimate modelling for prediction of environmental conditions within rock art shelters", *Preprints for ICOM-CC Triennial Meeting, Rio de Janeiro, Brazil* September 2002, Vol II, 571-577.
- MacLeod, I.D., (2002) "In-situ corrosion monitoring of the iron shipwreck *City of Launceston* (1865)", *Preprints for ICOM-CC Triennial Meeting, Rio de Janeiro, Brazil* September 2002, Vol II, 871-877.
- MacLeod, I.D. and Flecker, M., (2004) "Corrosion of tin and its alloys recovered from a 10th century wreck in the Java Sea", *Metal 2001, Proceedings of the International Conference on Metals Conservation, Santiago, Chile, April 2001*, Eds. I. D. MacLeod, J. M. Theile & C. Degryny, Western Australian Museum, 191-201

- MacLeod, I.D. and Pennec, S., (2004) "Characterisation of corrosion products on artifacts recovered from the RMS Titanic (1912)", *Metal 2001, Proceedings of the International Conference on Metals Conservation, Santiago, Chile, April 2001*, Eds. I. D. MacLeod, J. M. Theile & C. Degriigny, Western Australian Museum, 270-278.
- MacLeod, I.D., Theile J. M. & Degriigny, (2004) *C Metal 2001, Proceedings of the International Conference on Metals Conservation, Santiago, Chile, April 2001*, Eds. I. D. MacLeod, J. M. Theile & C. Degriigny, Western Australian Museum, pp 1- 330.
- MacLeod I.D., Morrison P., Richards V. and West, N (2004) "Corrosion monitoring and the environmental impact of decommissioned naval vessels as artificial reefs", in *Metal 2004 Proceedings of the International Conference on Metals Conservation, Canberra, October 2004*, Eds. J. Ashton & D. Hallam, National Museum of Australia, 53-74
- MacLeod, I.D. and Schindelholz, E., (2004) "Surface analysis of corroded silver coins from the wreck of the *San Pedro De Alcantara* (1786)", in *Metal 2004 Proceedings of the International Conference on Metals Conservation, Canberra, October 2004*, Eds. J. Ashton & D. Hallam, National Museum of Australia, 114-125.
- Heldtberg, M., MacLeod, I.D. and Richards V. L., (2004) "Corrosion and cathodic protection of iron in seawater: a case study of the *James Matthews* (1841)", in *Metal 2004 Proceedings of the International Conference on Metals Conservation, Canberra, October 2004*, Eds. J. Ashton & D. Hallam, National Museum of Australia, 75-87
- MacLeod, I.D. (2005) "The decay and conservation of museum objects of tin", *Studies in Conservation*, 50, 1-2.
- MacLeod, I.D. (2005) "A new corrosion mechanism for iron shipwrecks in seawater: a study of the *Fujikawa Maru* (1944) in Chuuk Lagoon, Federated States of Micronesia", Preprints for ICOM-CC Triennial Meeting, Den Haag, The Netherlands, September 2005, Vol II 310-316
- MacLeod, I.D. (2005) "The effects of moisture, micronutrient supplies and microbiological activity on the surface pH of rocks in the Burrup peninsula", Preprints for ICOM-CC Triennial Meeting, Den Haag, The Netherlands, September 2005, Vol II 386-393
- Bergstrand, T, Gjelstrup Björdal, C, Nilsson, T, Bohm, C, Christensson E, Gregory, D, Nyström, I, Peacock, E. E, Richards, V. & MacLeod, I. (2005), Reburial as a method of preserving archaeological remains, A presentation of the Marstrand project. In *Proceedings of the 9th ICOM Group on Wet Organic Archaeological Materials Conference, Copenhagen, 7-11 June 2004*, P. Hoffmann, K. Strætkvern, J.A. Spriggs & D. Gregory (eds.), The International Council of Museums, Committee for Conservation Working Group on Wet Organic Archaeological Materials, Bremerhaven. pp. 9-39.
- MacLeod, I.D., (2006) "In-situ corrosion studies on wrecked aircraft of the Imperial Japanese Navy in Chuuk Lagoon, Federated States of Micronesia", *International Journal of Nautical Archaeology*, 35.1: 128-136
- MacLeod, I.D., (2006) "Corrosion and conservation management of iron shipwrecks in Chuuk Lagoon", *Conservation and Management of Archaeological Sites*, 7, 203-223.
- Richards, V.L. & MacLeod, I.D. (2006) Reburial and analyses of archaeological remains: Investigations into the effects of reburial on metals', in *Reburial and Analyses of Archaeological Remains – Studies on the Effect of Reburial on Archaeological Materials Performed in Marstrand, Sweden 2003-2005*. Eds I. Nystrom-Godfrey & T. Bergstrand. Bohuslans Museum, Sweden, pp. 1-90.
- MacLeod, I.D., (2006) "Assessment of potential impacts to the long-term corrosion rates of shipwrecks in Port Phillip Bay" in appendix 62, Volume 10, Technical Appendices of the Supplementary Environmental Effects Statement, Channel Deepening Project, Port of Melbourne Corporation: 283-315.
- MacLeod, I.D., Beger, M., Richards, V., Jeffery, B., and Hengeveld, M., (2007) "Dynamic interactions of marine ecosystems with wrecks in Chuuk Lagoon, Federated States of Micronesia" in *Metal 07, Preprints of the ICOM-CC Metals Working Group meeting, Amsterdam*, Ed Degriigny, C., Ankersmit, B., Yolanda, I., and van Langh R., vol 3, 51-54.
- Hallam, D. MacLeod I.D., and Higgins, M., (2007) "Finding evidence of a lost explorer: LUDWIG LEICHHARDT 1848 not just a nameplate and a provenance study?", *Metal 07 - interim meeting of the ICOM-CC Metal WG, Amsterdam 17-21 September 2007*, Ed. Degriigny C., van Langh, R., Yolanda I., and Ankersmit, B., Rijksmuseum Amsterdam (2007), Book 1 pp 73-77

MacLeod, I.D., (2007) "Creation of a collection facility and relocation of the Western Australian Museum's collections", *Contemporary Collections: Preprints of the AICCM National Conference, Brisbane 2007*, Pagliarino, A. and Osmond, G., editors, AICCM, Canberra, Australia, 272 pp. 5-11.

Jeffery, W., Beger M, MacLeod I, Richards V., Hengeveld M. and Carpenter, J., (2007), Guidelines in recording and monitoring the natural and cultural attributes of submerged historic sites in the Federated States of Micronesia, Report for the National Historic Preservation Office, Federated States of Micronesia, Pohnpei.

Richards V.L. and I. D. MacLeod 2007 Reburial and analyses of archaeological remains: Investigations into the effects of reburial on metals in *Reburial and Analyses of Archaeological Remains – Studies on the Effect of Reburial on Archaeological Materials Performed in Marstrand, Sweden 2003-2005. The RAAR Project, I*. Eds Nyström-Godfrey & T. Bergstrand, Bohusläns Museum and Studio VästSvensk Konservering, Sweden, pp. 91-179.

Peacock, E E; Bergstrand, T; Nyström Godfrey, I; Björdal, C; Bohm, C; Christensson, E; Gregory, D; MacLeod, I; Nilsson, T; Richards, V & Turner-Walker, G. (2008). The Marstrand reburial project - Overview, phase I and future work. In *PARIS3 Preserving Archaeological Remains in Situ*. Geoarchaeological and Bioarchaeological Studies 10, Amsterdam, pp. 253-263.

MacLeod I.D, Hallam, D. and Kaus, D. (2008) "It's all in the nameplate; brass and bronze in colonial Australia", *Preprints for ICOM-CC Triennial Meeting, New Delhi, India*, September 2008, 272-278

MacLeod I.D., (2008), "The legal consequences of inadequate conservation for contract maritime archaeology", *Preprints for ICOM-CC Triennial Meeting, New Delhi, India*, September 2008, 217-223

MacLeod I.D., Cook D. and Schindelholz E., (2008), "Corrosion and conservation of the American civil war ironclad USS *Monitor* (1862)", *Preprints for ICOM-CC Triennial Meeting, New Delhi, India*, September 2008 279-285

MacLeod, I.D., (2008) "Shipwreck graves and their conservation management", *AICCM Bulletin*, 31, 5-14.

MacLeod, I.D., (2008) "Washing formaldehyde from fixed spirit specimens: a mechanism for the preservation of *megamouth III*" *AICCM Bulletin*, 31, 36-43.

MacLeod, I.D. and Haydock, P., (2008) "Effects of water vapour and rock substrates on the microclimates of painted rock art surfaces and their impact on the preservation of the images", *AICCM Bulletin*, 31, 66-86.

MacLeod, I.D., (2009) "Where to now: conservation of iron shipwrecks. Experiences from the SS *Xantho* project and their application to the *H L Hunley* and USS *Monitor* projects" in *Iron, Steel and Steamship Archaeology*, Proceedings of the 2nd Australian Seminar held in Perth, Melbourne and Sydney 2006, McCarthy, M., Ed, Australasian Institute of Maritime Archaeology, Special Publication no 13, pp 119-127.

Nyström Godfrey, I., T. Berstrand, C. Gjelstrup Björdal, T. Nilsson, C. Bohm, E. Christenssen, D. Gregory, E.E. Peacock, V. Richards, & I.D. MacLeod, (2009) Reburial and analysis of archaeological remains – The RAAR project. Project status and cultural heritage management implications based on the first preliminary results in *Proceedings of the 10th ICOM Group on Wet Organic Archaeological Materials Conference, Amsterdam, 10-15 September 2007*, eds K. Straetkvern & D.J. Huisman, Rijksdienst voor Archeologie, Cultuurlandschap en Monumenten (RACM), Amersfoort: 169-196.

MacLeod, I.D., (2010) "Assessment of the impact of scallop dredging, site clearance and cathodic protection on the *City of Launceston* (1865) in Port Phillip Bay", in Final Report on SS *City of Launceston* (1863-1865) excavation and conservation 1997-2009, *Australasian Institute for Maritime Archaeology, Special Publication no 15*, Ed Ross Anderson, p 94-103.

Richards, V., MacLeod, I. D., Morrison, P., (2010), Corrosion monitoring and the environmental impact of decommissioned naval vessels as artificial reefs in *In-Situ Conservation of Cultural Heritage: Public, Professionals, and Preservation*, eds. V. Richards & J. McKinnon, PAST Foundation Publications, pp. 50-67.

Carpenter, J., MacLeod, I., Richards, V., (2010), Conserving the WWII wrecks of Truk Lagoon in *In-situ Conservation of Cultural Heritage: Public, Professionals, and Preservation*, eds. V. Richards & J. McKinnon, PAST Foundation Publications, pp. 32-39.

MacLeod, I.D., (2010) ‘Corrosion and Conservation Management of the HMAS AE2 (1915) Submarine in the Sea of Marmara, Turkey’, in *METAL 2010, Proceedings of the Interim Meeting of the ICOM-CC Metal Working Group, Charleston, South Carolina 11-15 October 2010*, ed. P. Mardikian, C. Chemello, C. Watters and P. Hull, Clemson University (2011) 56-62. Publisher www.lulu.com

MacLeod, I.D. and Viduka, A., (2010) Assessment of the impact of diving tourism and cyclones on the SS Yongala (1911) shipwreck in the Great Barrier Reef from in-situ corrosion data, *AICCM Bulletin*, 32, 134-143.

MacLeod, I.D. and Richards, V.L., (2010) In situ conservation surveys of iron shipwrecks in Chuuk Lagoon and the impact of human intervention, *AICCM Bulletin*, 32, pp. 106-122

Richards, V.L., & MacLeod, I.D. (2010) “Reburial and analyses of archaeological remains: Investigations into the effects of reburial of metals”, Marstrand Sweden Dec 2010, Chapter 4, pp. 1-103.

Richards, V.L., MacLeod, I.D., 2011, Reburial and analyses of archaeological remains: Investigations into the effects of reburial on metals in *Reburial and Analyses of Archaeological Remains – Phase II Results from the 4th retrieval in 2009 from Marstrand, Sweden. The RAAR Project, Appendix 4*, eds I. Nystrom-Godfrey, T. Bergstrand & H. Petersson, Bohusläns Museum and Studio VästSvensk Konservering, Udevalla, Sweden, pp. 1-103.

MacLeod, I.D., & Binnie N. E., (2011), “A long-term study of conservation management and corrosion of shipwrecks in the Fathom Five Underwater National Park, Lake Huron, Canada” *Preprints for ICOM-CC Triennial Meeting*, Lisbon, Portugal, September 2011, Ed J Bridgland, ICOM-CC Lisbon, paper 0903, pp. 1-8

MacLeod, I.D., & van Dam A.J., (2011), “A migration mechanism for transfer of sharks from ethanol to aqueous glycerol solutions” *Preprints for ICOM-CC Triennial Meeting*, Lisbon, Portugal, September 2011, Ed J Bridgland, ICOM-CC Lisbon paper 1201, pp. 1-8

Godfrey, I. M., Richards, V. L., MacLeod, I.D., (2011), The Batavia – Past, Current and Future Conservation, in *Proceedings of the Shipwrecks 2011 – Chemistry and Preservation of Waterlogged Wooden Shipwrecks Conference*, 18-21 October 2011, Stockholm, Sweden, ed. L. I. Elding, Royal Institute of Technology (KTH), Sweden, pp. 22-29

Steyne, H., & MacLeod, I.D., (2011) “In-situ conservation management of historic iron shipwrecks in Port Phillip Bay: a study of J7 (1924), HMVS Cerberus (1926) and the City of Launceston (1865)”, *Bulletin of the Australasian Institute for Maritime Archaeology*, 35: 67-80

MacLeod, I.D., & Steyne, H., (2011), “Managing a Monitor – the case of HMVS Cerberus in Port Phillip Bay: Integration of corrosion measurements with site management strategies”, *Conservation and Management of Archaeological Sites*, 13(4), 334-61.

MacLeod, I.D., Richards, V.L., & Beger, M (2011), “The effects of human and biological interactions on the corrosion of WWII iron shipwrecks in Chuuk Lagoon”, 18th International Corrosion Congress, Perth, November 2011, Paper 124, 1-12

MacLeod, I.D., (2011) “Consuming corrosion –A journey into the realm of materials conservation”, P F Thompson Memorial Lecture, 18th International Corrosion Congress, Perth, November 2011, 1-12.

MacLeod, I.D., (2011) “Spiritual dimensions in Materials Conservation”, Museums Australia Conference, “*At the Frontier, Exploring the Possibilities*” Perth, November 2011, pages 1-8, http://www.museumsaustralia.org.au/site/conf_perth2011.php

Veth, P., A. Viduka, M. Staniforth, I.D. MacLeod, V.L. Richards, & A Barham, A., (2011), The Australian historic shipwreck protection project in *Proceedings of the Asia-Pacific Regional Conference on Underwater Cultural Heritage, 8-12 November 2011, Manila, Philippines*, eds M. Staniforth, J. Craig, S.C. Jago-on, B. Orillaneda & L. Lacsina, Jericopim Publishing House, Manila: 753-762.

Human, B.A.[†], Morrison, S.M., & MacLeod I.D., (2012), “Is the Megamouth Shark susceptible to mega-distortion? Investigating the effects of twenty-two years of fixation and preservation on a large specimen of *Megachasma pelagios* (Chondrichthyes: Megachasmidae)” *Records of the Western Australian Museum* 27, 7-20.

Preßlinger, H., Pichler, B. & MacLeod, I.D., (2012), “Werkstoffkundliche Untersuchungsergebnisse einer im 17. Jahrhundert aus Gusseisen gefertigten englischen Schiffskanone”, *Berg-und Hüttenmännische Monatshefte* 157(5) 209-213.

MacLeod, I.D., & Taylor, P., (2012), The effects of depth and time on the corrosion of cast iron in Port Phillip, *Corrosion and Protection 12, Australasian Corrosion Association Conference, Melbourne November 2011*, Paper 126, 1-8

Nyström Godfrey, T. Bergstrand, C. Bohm, E. Christensson, D. Gregory, I. MacLeod, E.E. Peacock & V. Richards. (2012). Reburial and analyses of archaeological remains (RAAR). Phase II - Project status and new findings. In *Proceedings of the 11th ICOM-CC Working group on wet organic archaeological materials conference. Greenville, USA 24-28 May 2010*. K. Strøtkvern & E. Williams (eds.), The International Council of Museums, Committee for Conservation Working Group on Wet Organic Archaeological Materials, pp. 23-47.

Nyström Godfrey, I. Bergstrand, T., Petersson H., Bohm, C., Christensson E., Gjelstrup Björdal, C., Gregory, D., MacLeod, I., Peacock, E., Richards, V., (2012), The RAAR Project – Heritage Management Aspects on Reburial after Ten Years of Work, *Conservation and Management of Archaeological Sites*, 14(1-4) 360-371.

Richards, V., Gregory, D., MacLeod, I. & Matthiesen, H., (2012), Reburial and analyses of archaeological remains in the marine environment – Investigations into the effects on metals. *Conservation and Management of Archaeological Sites, Vol. 14 no. 1-4 2012*, Special Edition, Proceedings from the 4th Preservation of Archaeological Remains In Situ (PARIS4) Conference, 23-26 May 2011, Copenhagen, pp. 35-47.

MacLeod, I.D., (2012), Shipwreck Conservation In: McCarthy, M. (ed.), *Shipwrecks of Australia's West Coast*, Western Australian Museum, Perth, 44-47.

MacLeod, I.D., (2013) “The mechanism and kinetics of in-situ conservation of iron cannon on shipwreck sites”, *International Journal of Nautical Archaeology*, 42(2), 382-391.

MacLeod, I.D., (2013), “Corrosion reversed: deposition of elemental copper and silver in marine concretions”, *Corrosion and Materials*, 38(6), 48-53.

MacLeod, I.D., (2013), Chapter 21, Monitoring, modelling and prediction of corrosion rates of historical iron shipwrecks, in *Corrosion and conservation of cultural heritage metallic artefacts*, in European Federation of Corrosion Publication No 65, Eds Dillman, D. Watkinson, E. Angelini & A. Adriaens, Woodhead Publishing Limited, 466-477.

MacLeod, I.D., (2013) Metals conservation via reductive dissolution and consolidation of corrosion products, Pre-prints of the *METAL 2013, Proceedings of the Interim Meeting of the ICOM-CC Metal Working Group, Edinburgh, Scotland September 2013*, 335.

Veth, P., Philippou, C., Richards, V., Staniforth, M., Rodrigues, J., Khan, A., Creagh, D., Viduka, A., MacLeod I., and Harvey, P., (2013) The Australian Historic Shipwreck Project 2012: First report on the background, reburial and in-situ preservation at the *Clarence (1841-1850)*, *Bulletin of the Australasian Institute for Maritime Archaeology*, 37, 1-19.

Abu Baker, A., MacLeod, I.D., Sloggett, R., and Taylor, R., (2013), A comparative study of salicylaldehyde, cysteine and benzotriazole as inhibitors for the active chloride-based corrosion of copper and bronze artifacts, *European Scientific Journal*, 9(33) 228-251.

MacLeod, I.D., Jateff, E and Hunter, J W III, (2014), Corrosion on a wrecked colonial warship: HMCS Protector 1882-1944, *Corrosion and Materials*, 39(3), 52-56.

MacLeod, I.D., (2014), In-Situ Preservation of Shipwreck Artefacts, in C. Smith (Ed.) *Encyclopedia of Global Archaeology*, pp. 3725-3741. New York: Springer.

MacLeod, I.D., (2014), Metals: Preservation and Conservation. In: C. Smith (Ed.) *Encyclopedia of Global Archaeology*, pp. 4841-4850. New York: Springer.

MacLeod, I.D. & R.J. Car, (2014), Determining treatment priorities for ecclesiastical textiles using significance and conservation assessments, *Journal of Cultural Heritage* 15, 628-636.

Richards, V., MacLeod, I. and Veth P., (2014) The Australian Historic Shipwreck Preservation Project – In-situ preservation and long-term monitoring of the *Clarence (1850)* and *James Matthews (1841)* shipwreck sites. In *Proceedings of the 2nd Asia-Pacific Regional Conference on Underwater Cultural Heritage, 12-16 May 2014, Honolulu*,

Hawaii, eds. H. Van Tilburg, S. Tripathi, V. Walker Vadillo, B. Fahy and J. Kimura, 2014 Asia-Pacific Regional Conference on Underwater Cultural Heritage Planning Committee, Hawaii, USA, pp. 469-482.

Usher, K. M., Kaksonen, A. and MacLeod, I. D. (2014), Marine rust tubercles harbour iron corroding archaea and sulphate reducing bacteria, *Corrosion Science* 83, 189-197.

MacLeod I.D., R.J. Car, (2014), Oxidation of dithionite treatment solutions and the effects of pH on fading textile dyes *AICCM Bulletin*, 35, 69-78.

MacLeod, I.D., & Car, R.J., (2014), Conservation of a mid-18th-century Italian embroidered ecclesiastical cope and treatment of corroded metal threads using neutral dithionite solutions, In *ICOM-CC 17th Triennial Conference Preprints, Melbourne, 15–19 September 2014*, ed. J. Bridgland, art. 1306, 7 pp. Paris: International Council of Museums, (ISBN 978-92-9012-410-8)

MacLeod, I.D., V.L. Richards, (2014), In-situ corrosion studies of wrecked WWII aircraft in Saipan, Commonwealth of the Northern Mariana Islands. In *ICOM-CC 17th Triennial Conference Preprints, Melbourne, 15–19 September 2014*, ed. J. Bridgland, art. 0902, 8 pp. Paris: International Council of Museums, (ISBN 978-92-9012-410-8)

MacLeod, I.D., D. Thurrowgood, G. Pohl, D. Howard, D. Patterson. (2014) Centuries of decay revealed by synchrotron analysis of the de Vlamingh 1697 pewter plate. In *ICOM-CC 17th Triennial Conference Preprints, Melbourne, 15–19 September 2014*, ed. J. Bridgland, art. 0903, 6 pp. Paris: International Council of Museums, (ISBN 978-92-9012-410-8)

MacLeod, I.D., & Harvey, P., (2014), The application of significance and conservation assessments to the development of a priority matrix for intervention on historic shipwreck sites, *Conservation and Management of Archaeological Sites*, 16(3) 245-267.

MacLeod, I.D., (2015), Change management in materials conservation in *Change! Combining analytic approaches with street wisdom*, Ed Gabriele Bammer, ANU Press pp. 217-228

MacLeod, I.D., (2015), Conservation of a museum megamouth shark specimen by changing its preservative from aqueous ethanol to aqueous glycerol, *Collection Forum*, Society for Preservation of Natural History Collections, 29(1-2), 73-89.

Stanbury, M., Kasi, K. and MacLeod, I.D., (2015), Copper and copper alloy artefacts: contemporary experimentation and modern analyses. In: M. Stanbury (ed.), *The Mermaid Atoll shipwreck—a mysterious early 19th-century loss*, Australian National Centre of Excellence for Maritime Archaeology Special Publication No. 21 Australasian Institute for Maritime Archaeology Special Publication No. 17 (Chapter 11) pp. 131-174

Stanbury, M. and MacLeod, I. D., (2015), Corrosion of cast and wrought iron on the Mermaid Atoll site. In: M. Stanbury (ed.), *The Mermaid Atoll shipwreck—a mysterious early 19th-century loss*, Australian National Centre of Excellence for Maritime Archaeology Special Publication No. 21 Australasian Institute for Maritime Archaeology Special Publication No. 17 (Chapter 14) pp. 205-210.

MacLeod, I.D., (2015), Underwater insights from wrecks of war, *Chemistry in Australia*, April, pp 18-21.

MacLeod, I.D., (2015), Micrometeorological assessment of passive climate controls for museums, *AICCM Bulletin*, 37, 33-43.

MacLeod, I.D., and Curran, B., (2015), Conservation of waterlogged convict-built wooden roadblocks with PEG 3350 and Luviskol K90, *AICCM Bulletin*, 37, 56-66.

MacLeod, I.D., (2015), Corrosion products and site formation processes, Chapter 5 in *Site Formation Processes on historic shipwrecks*, Ed., Matt Keith, Florida University Press, 90-213.

MacLeod, I.D., (2015), The application of chemistry to conserve cultural heritage, *Teaching Science*, 52-62.

MacLeod, I.D., (2016), In-situ corrosion measurements of WWII shipwrecks in Chuuk Lagoon, quantification of decay mechanisms and rates of deterioration, in *Frontiers in Marine Science* 30 March 2016
<http://dx.doi.org/10.3389/fmars.2016.00038>

MacLeod, I.D., (2016), The composition and properties of “refined” iron: a metallurgical analysis of Gun 8, in *A Cromwellian warship wrecked off Duart castle, Mull, Scotland in 1653*, C.J.M. Martin, Society of Antiquaries of Scotland, pp 147-150.

MacLeod, I.D., (2016), Corrosion of guns as indicators of site-formation processes, in Chapter 4, Wreck-site formation processes, in *A Cromwellian warship wrecked off Duart castle, Mull, Scotland in 1653*, C.J.M. Martin, Society of Antiquaries of Scotland, pp 71-73.

Veth, P., Richards, V., Philippou, C., Rodrigues, J., Staniforth, M., Khan, A., Viduka, A., Zubrzycka, A., Harvey, P., Parkinson, J., MacLeod, I., Shefi D., Barham, A. and Creagh, D., 2016, *Australian Historic Shipwreck Preservation Project, the in-situ preservation & reburial of the colonial trader Clarence (1850), Excavation & Monitoring Program Report 2012-2015*, pp i-viii, 1-210, www.ahspp.org.au

Richards, V., MacLeod, I., & Veth, P., (2016), The Australian Historic Shipwreck Preservation Project: In situ Preservation and Long-Term Monitoring of the Clarence (1850) and James Matthews (1841) Shipwreck Sites, *Conservation and Management of Archaeological Sites*, 18:1-3, pp. 240-253.

MacLeod, I. D., (2016), Conservation of corroded aluminium alloys: in-situ conservation to exhibitions, Proceedings of *Metal 2014: Conservation of aluminium artefacts*, Joint AIC and ICOM CC Metals Working Group meeting, Washington, DC, April 6-9, 2014, in press.

MacLeod, I.D. and Car R., (2016), Conservation of a mid-19th century pretiosa mitre from the Benedictine community, New Norcia, Western Australia, *AICCM Bulletin*, 37(2), pp 96-106.

MacLeod, I.D., (2016), Corrosion of copper alloys on historic shipwrecks and materials performance, *Proceedings of Corrosion and Protection Conference, November 13-16, 2016*, Australasian Corrosion Association, Paper 105, pp. 1-10.

MacLeod, I.D. and McCarthy, M., (2016), Corrosion on HMAS Sydney II and HSK Kormoran in *From Great Depths; the wrecks of HMAS Sydney II and HSK Kormoran*, Ed M. McCarthy, WA Museum and UWA Press, pp 304-309.

MacLeod, I.D., (2016), “Refining conservation treatments for iron shipwrecks: lessons learned from experiences with the USS Monitor (1862) and the SS Xantho (1872)”, *Bulletin Australasian Institute of Maritime Archaeology*, 40, 39-50.

Black, J., MacLeod I.D., and Smith, B., (2017), Theoretical effects of industrial emissions on colour change at rock art sites on Burrup Peninsula, *J Archaeological Science: Reports* 12, 457-462.

MacLeod, I.D., (2017), Preventive Conservation of Archaeological Metals in *Preventive Conservation: Collection Storage*, Ed R Waller and L. Elkin, Joint publication by the AIC and SPNHC, Smithsonian Institution, Washington DC, in press.

MacLeod, I.D., Selman, A., and Selman C., (2017), “Assessing the impact of typhoons on historic iron shipwrecks in Chuuk Lagoon through changes in the corrosion microenvironment”, *Conservation and Management of Archaeological Sites*, in press

MacLeod I.D., Brennan, J., and Car R J., (2018), “Development of textile education options for treatment of gilded and oxidized silver found in textiles”, *AICCM Bulletin* – submitted.

MacLeod I.D., (2018), “Quantifying the effects of site conditions on the long-term corrosion of bronzes on historic shipwreck sites”, submitted to the *Journal of Australasian Institute for Maritime Archaeology*,

MacLeod I.D., (2017), “Surface chloride activity measurements on brick and stone: a guide to underlying decay and treatment options”, *AICCM Bulletin*, in preparation.

Popular Publications

MacLeod, I.D., (2012), Two Fremantle Maritime Museums, *Signals* 99 June to August 2012, 44-49.

MacLeod, I.D., (2012), *The mutineer’s mortar*, Collectors Corner, *Chemistry in Australia* June 2012, 32

Not just a gilded bowl, AICCM National Newsletter 114, March 2010, page 20

Shipwrecks in Port Phillip Bay, AICCM National Newsletter 114, March 2010, page 28

MacLeod, I.D., (2011) *Regilding the golden goddess* Collectors Corner, *Chemistry in Australia*, April, p 35

MacLeod, I.D., (2011, 2012), President’s Column in *Corrosion and Materials* 35 (5, 6) & 36 (1, 2, 3, 4 & 5)

MacLeod, I.D., (2013) Book review on *George Charles Smith: from Nelson sailor to Mission Pioneer*, *The Great Circle* 35(1) 115-116.

MacLeod, I.D., (2014), Afterlife of a Scottish Steamship, *Chemistry in Australia*, April p 34-35

Anstey, S and MacLeod I.D., (2014), 100 Postcards from the Frontline, *Chemistry in Australia*, May p 37

MacLeod, I.D. and Power, G., (2014), Vale: Professor Ian McKay Ritchie, *Corrosion and Materials* 39(6), p 13

MacLeod, I.D. and Power, G., (2015), Obituary Ian Mackay Ritchie, Corrosion Expert, *Chemistry in Australia*, April p 29

Power, G., Ritchie A, Drock, K., & MacLeod I.D., (2016), Ian McKay Ritchie 1936-2014, *Historical Records of Australian Science*, 28, 1-8

MacLeod, I.D., (2016), Book Review, The life and times of Dirk Hartog, *History West* page 7

Unpublished Reports

MacLeod, I.D. (1985) - Conservation of shipwreck material on Norfolk Island, in *Expedition Report on the wreck of HMS Sirius (1790)* by Henderson, G. and Stanbury, M. Australian Bicentennial Authority Project Report, pp 43-65.

MacLeod, I.D. (1989) - "Conservation of relics from HMS Sirius", 16 pages in Norfolk Island Government Project, *1988 Expedition report on the wreck of HMS Sirius (1790)*, Compiled by Graeme Henderson.

MacLeod, I.D. (1991)- "Conservation of Cultural Property -Report to UNESCO on a meeting of consultants, ASEAN National Museum conservation delegates, UNDP and ICOM delegates" Bangkok, 28th January to 1st February.

MacLeod, I.D., Haydock, P. and Ford, B (1991) - "Conservation research into the preservation of rock paintings in the West Kimberley region of Western Australia", Report to the Western Australian Heritage Committee, pp 1-89.

MacLeod, I.D., Haydock, P & Charton, E., (1992) "The effects of avian guano on the preservation at *Walga Rock*". Report to the Australian Institute of Aboriginal and Torres Strait Islanders Studies, Canberra, pp 1-45.

MacLeod, I.D., (1993) "Implications of the marine aggregate proposal on the degradation of historic shipwrecks south of Sydney, New South Wales", Report for Corkery and Co., Environmental Consultants, Orange, New South Wales, pp 1-22.

MacLeod, I.D., Haydock, P and Ford, B (1994) *Conservation research into the preservation of rock paintings in the West Kimberley Region of Western Australia: Wet Season Report*. Report to the Heritage Council of WA, March 1994, pp-143.

de Giuchen, G., Delivré J. and MacLeod I.D., (1995) "Musée National du Cambodge Phnom Penh", Mission de L'Unesco, 7 au 14 mai 1995, ICCROM, Rome 1995 pp 1 - 50.

MacLeod, I.D. and Haydock, P., (1996) *Research into the Conservation or rock paintings in the West Kimberley: Microclimate data analysis* Report to AIATSIS, May 1996, pp 1-132

MacLeod, I.D., (1997), "Treatment of artefacts from the wreck of the *Diana* (1817): Conservation Issues", Affidavit for the International Tribunal, Government of Malaysia, Kuala Lumpur, Malaysia, pp 1-70

Ford, B., Officer, K. and MacLeod, I.D., (1999) *A study of lichen invasion of Nursery Swamp II, Aboriginal Rock Art Site, Namadji National Park, Australian Capital Territory, Final Report May 1999*, Australian Capital Territory National Parks Association, Canberra 1999, pp. 1-28.

MacLeod, I.D., (2003) "*Metal corrosion in Chuuk Lagoon: A survey of iron shipwrecks and aluminium aircraft*", Report to the US National Parks Authority, Pacific Division, San Francisco, USA, pp 1-92.

MacLeod, I.D., (2003) "The microenvironment of rocks on the Burrup: analysis of the relationships between nutrient supplies, surface pH and microflora – preliminary report, Report to the Minister of Culture and the Arts, pp 1-55.

MacLeod, I.D., (2006), "Conservation of the USS *Monitor* (1862). A report on the conservation facilities at The Mariners' Museum & artefacts from the USS *Monitor* (1862), Western Australian Museum, Unpublished report CMC WAM no 1, pp 1-35.

Jeffery, B., Beger, M., MacLeod I.D., Richards, V.L., Hengeveld, M., and Carpenter J., (2007), Guidelines in Recording and Monitoring the Natural and Cultural Attributes of Submerged Historic Sites in the Federated States of Micronesia, Report to the US National Parks and Wildlife Services, pp 1-65.

MacLeod, I. D., (2009) "Corrosion of a Beretta Pistol in the Georges River", Report to the Attorney General, New South Wales Supreme Court, pp 1- 15.

MacLeod, I. D., & Garcia R., (2009) "Conservation Report on HMVS *Cerberus*: Options for Gun Turrets and Hull" Report No. 2009.001 pp 1-17 Report to the Friends of the Cerberus

MacLeod, I.D., (2009) "Corrosion assessment of a 1989 Mitsubishi Bus" Report No. 2009.002 pp 1-11, Report to the Department of Transport

MacLeod I.D., and Car, R.J., (2012), Significance Assessment of the Textile Collection, New Norcia, Report to the National Library of Australia, 1- 62.

MacLeod I.D., and Car, R.J., (2013), New Norcia ecclesiastical textiles collection: Significance and conservation assessment with development of a treatment priority matrix, Report to the National Library of Australia, 1-78.

MacLeod, I.D. and Richards, V.L., (2013), Conservation survey: Randell Dry Dock, March 2013, Report to the Mannum Dock Museum Board, South Australia, pp 1-40

MacLeod, I.D., (2015), Report on the microenvironment of the interior and exterior of showcases, National Anzac Centre, Albany, Western Australia, October 2014- August 2015, pp 1-18.

Inorganic Chemistry Publications

MacLeod, I.D., Bond, A.M. & O'Donnell, T.A. (1973) "Polarographic procedures in anhydrous hydrogen fluoride: oxidation and reduction of tin (II)" *J. Electroanalytical Chemistry*: 45:89-98.

MacLeod, I.D., Millington, D., Prescott, A. & Sharp, D.W.A. (1975) "A thermally dependent redox equilibrium in solution" *Inorganic Nuclear Chemistry Letters*, 11: 447-450.

MacLeod, I.D., Manojlovic-Muir, L., Millington, D., Muir, K.W., Sharp, D.W.A. & Walker, R. (1975) "The preparation, n.m.r. spectra and structure of unsymmetrical ditertiary phosphine complexes of platinum (II)" *J. Organometallic Chemistry*. 97: C7.

MacLeod, I.D., Muir, D.M., Parker, A.J. & Singh, P. (1977) "Solvation of Ions. Some Applications. II. Electrolysis of Copper (I) sulphate in water-nitrile mixtures", *Australian J. Chemistry* 30:1423-37.

MacLeod, I.D. & O'Donnell, T.A. (1977) "Polarography of some p-block elements in anhydrous hydrogen fluoride" *Inorganic Chemistry* 16:1433-1437.

Burns, R.C., MacLeod, I.D., O'Donnell, T.A., Peel, T.E., Phillips, K.A. & Waugh, A.B. (1977) – "Xenon difluoride as a selective inorganic fluorinating agent" *J. Inorganic Nuclear Chemistry*, 39:1737-1739.

Filmer, A.O., MacLeod, I.D. & Parker, A.J. (1979) "Oxidation of copper sulphides in aqueous Ammonia II - Electrochemical Aspects" *Australian J. Chemistry* 32:975-87.

Singh, P., MacLeod, I.D. & Parker, A.J. (1982) "Solvation of ions. Part XXX. Thermodynamics of transfer of copper ions from water to solvent mixtures" *J. Solution Chemistry* 11:495-508.

Singh, P., MacLeod, I.D. & Parker, A.J. (1983) "Solvation of ions. Part XXXI. Partial molal volumes of sodium, silver (I) and copper (I) ions in acetonitrile-water mixtures" *Australian J. Chemistry* 36, pp 1675-85.

MacLeod, I.D. & Muir, D.M. (1983) "Reduction of chalcopyrite with copper (I)", *J. Applied Electrochemistry* 13 pp 411-416.

Singh, P., MacLeod, I.D. & Parker, A.J. (1984) "Solvation of ions. Part XXIX. Ionic conductances in acetonitrile-water and pyridine-water mixtures" *J. Solution Chemistry* 13(2): 103-119.

Proposed Technical Ammonium Nitrate Production Facility (EPBC 2008/4546)

Consolidated Approval Notice Condition 10A, On-going Rock Art Monitoring

METHODOLOGY

For 10 years (2004 to 2013), petroglyphs at seven specially selected sites (chosen under the guidance of indigenous elders) in the Burrup Peninsula were measured using colour and reflectance spectroscopy measurements. Three spots on each engraving and three spots on each background rock were measured *in situ* using a portable photospectrometer for colour measurement and a reflectance spectrometer for visible and near infrared analysis. In 2014, the rock art monitoring project expanded at the request of Yara Pilbara Nitrates Pty Ltd (YPNPL). The company was building a Technical Ammonium Nitrate (TAN) Production Facility Project (TAN) on the Burrup Peninsula, and to adhere to the requirements of the Environment Protection and Biodiversity Conservation Act 1999, YPNPL needed to engage a heritage monitor to survey the rock art sites within a two kilometre radius of the project site. CSIRO had been a heritage monitor for the then West Australian Government "Department of Environment Regulation (DER)", now the Department of Water & Environment Regulation (DWER) for the monitoring of the Burrup petroglyphs for the last decade and was considered appropriate to be the heritage monitor for YPNPL.

The rock art study dedicated for the TAN Project required the heritage monitoring of petroglyphs sites within 2km of the plant site. Selected sites were determined in consultation with members of Murujuga Aboriginal Corporation to respect the cultural laws of the traditional owners for the entitlement of access. The selected petroglyphs were firstly evaluated for their appropriateness for scientific study, including petroglyph size and quality, direction of exposure, elevation, dominant and wind direction. From the six selected monitoring sites, three were already part of the decade-old and ongoing Burrup Rock Art Technical Working Group (BRATWG) monitoring program and an additional three sites were also selected. After initial monitoring in February 2014, the three new sites have become part of the BRATWG monitoring program. As well as the three new sites, an extra spot (both engraving and background) was added on each monitored petroglyph panel, bringing the total to eight sampling spots (four areas classified as 'engraving' and four areas classified as 'background') to increase the accuracy of future statistical analysis of measurements.

Proposed methodology for 2017 rock art monitoring to ensure compliance with Condition 10 of EPBC 2008/4546:

The six sites previously sampled are as follows:

Site name	Coordinates (GDA 94, Zone 50)	
Burruup Rd	475,959	7,719,771
Water Tanks	477,698	7,720,137
Deep Gorge	477,956	7,717,987
Yara West	476,558	7,719,223
Yara North East	479,112	7,720,155
Yara East	478,849	7,719,565

At each of these sites, and in the same locations as previous sampling, measurements will be taken as follows:

1. Colour and colour contrast

Spectrophotometry. Colour measurements will be collected by the use of a portable, hand-held spectrophotometer that measures the degree of lightness (L^*), degree of red/green (a^*) and degree of yellow/blue (b^*) to provide a tri-stimulus value (3D $L^*a^*b^*$) for each sample point on the specimens. Differences in 3D values across time can be numerically evaluated to identify potential changes in colour.

2. Mineralogy

Reflectance spectrography. A portable spectrometer operating over a 400 to 2500nm wavelength range will be used. An internal light source will be used to irradiate the surface of the rocks, with the reflected light detected by an array of photodiodes. A spectrum of reflectance vs wavelength is generated for each monitoring point on the surface of the rocks, which is then compared to previously collected data from the same points on the same rocks. Changes in the spectra are an indicator of changes in the mineralogy of the rock surface.

Data Analysis Australia review, conclusions and responses

In 2017 DWER commissioned Data Analysis Australia (DAA) to undertake a review of CSIRO work to date (Henstridge *et al* 2017). In terms of the recommendations that were made by Data Analysis Australia in 2016, the following summarises compliance with responses in ***bold italic***:

1. *The historical data collected by the CSIRO should be systematically archived and held by DER, with consistent naming conventions, both to provide a baseline record and to facilitate comparisons with future data. The archival data format should enable ready access to the data via standard statistical software such as R.*

We would describe this as **largely** met:

- The management of the data appears to have improved considerably, although it is not perfect in that the metadata – details of how the data was collected and hence what the data might therefore mean – is not systematically available.

This will be rectified in the current study. Detailed records will be kept on data collection according to scientific norms.

- We remain concerned that there are undocumented features of the data collection process that should be taken into account in any analysis. For example, the substantial year-to-year variation in the ASD data is only partially explained by the differences in recording practices described in the Reports, and the descriptions that do exist are not always consistent.

This will be taken into account.

2. *The CSIRO should be asked to revisit the cross-calibration issues with the BYK and KM spectrophotometers, both to ensure that the historical data is properly understood and to confirm whether or not the historical BYK data is capable of comparison with current and future measurement instruments.*

We would describe this as being **not addressed** in the Draft Report:

- The cross validation methodology for the BYK data has not been revised and is still deficient. The Draft Report appears ambivalent about the utility of the BYK data.
- Whilst the Executive Summary does state “the BYK spectrophotometer data appears unreliable for drawing conclusions on colour change in the rock art”, the data is still given undeserved prominence in the report and the ASD colour data is not discussed as a credible replacement.
- However we suggest that the first part of this recommendation from 2016 concerning the cross calibration should not be given high priority as one solution may be to largely drop reference to the BYK data.

This will be taken into account. Consideration will be given to taking two readings for every point using firstly the previous BYK instrument and then the KM instrument to allow comparison of contemporaneous readings. This will also allow comparison across historical data sets.

3. *An analysis similar to that of Black and Diffey should be conducted using verified ASD estimates of L^* , a^* , b^* , ideally using the original ASD spectra rather than the averaged spectra.*

We would describe this being only **partially** met:

- The analysis in the Draft Report does use linear mixed models as suggested by Black and Diffey. However this is poorly reported and not convincing. Whilst the conclusion given in the Draft Report is that there is no evidence of relevant changes to the rock art in the areas close to the industrial development, it remains arguable that a more careful analysis would demonstrate changes.

This will be addressed in the analysis of data collected in the field.

4. *Future work by the CSIRO should be based upon an agreed analysis plan certified by a competent statistician. Since each year the CSIRO reports have covered the full data set since 2004, it would be appropriate for the next published report to incorporate this improved analysis and in doing so, make it clear that it should replace the analyses in their previous reports.*

We would describe this as **not** being met:

- No formal analysis plan appears to exist. The analysis methods in Chapters 4 and 5 of the Draft Report are essentially unchanged.

Noted, once data has been collected consideration will be given to commissioning a competent statistician to certify the analysis.

5. *Consideration should be given to expanding the number of measured sites and in doing so, improving the balance of the design to include more effective controls, if feasible.*

We would describe this as **not** being met:

- No change has been made to expanding the data collection or to include improved controls, although we recognise that the time of the data collection in 2016 meant it could not be affected by our 2016 Recommendations.

- The Draft Report does not discuss possible changes to the design of the data collection.
This will be addressed through consultation with Murujuga Aboriginal Corporation. Consideration will be given to expanding the data set by data collection at additional rock art sites.

7. *To maintain scientific rigour, future data collection should follow a fully documented and detailed protocol, and ensure that departures are documented.*

We would describe this as **not** being met:

- Documentation of the data collection protocol does not appear to have improved.
Documentation of the data collection protocol will be improved and will meet international scientific norms and benchmarks.

REFERENCES

Henstridge, J. Haskard, K.Mehryar, M. 2017 Review of CSIRO Report on Burrup Peninsula Rock Art Monitoring. Data Analysis Australia for the Department of Environment Regulation.



2020 Annual Compliance Report
EPBC 2008/4546
Technical Ammonium Nitrate Plant

05-10-2020 600-200-ACR-YPN-0008 Rev 0

Attachment- Site Photos



Condition 8: 2.5 m chain link perimeter fence and signage near western perimeter emergency exit (south side)



Condition 8: 2.5 m chain link perimeter fence and signage near western perimeter emergency exit (north side)



Condition 8: 2.5 m chain link perimeter fence and signage near Integration Road (entrance/exit)



2020 Annual Compliance Report EPBC 2008/4546 Technical Ammonium Nitrate Plant

05-10-2020

600-200-ACR-YPN-0008

Rev 0



Condition 8: 2.5 m chain link perimeter fence and signage near main entrance/exit



Condition 8: 2.5 m chain link perimeter fence and signage near truck parking entrance/exit



Condition 8: 2.5 m chain link perimeter fence and signage near northern perimeter emergency exit (east side)



2020 Annual Compliance Report
EPBC 2008/4546
Technical Ammonium Nitrate Plant

05-10-2020 600-200-ACR-YPN-0008 Rev 0



Condition 8: 2.5 m chain link perimeter fence and signage near north western pedestrian gate